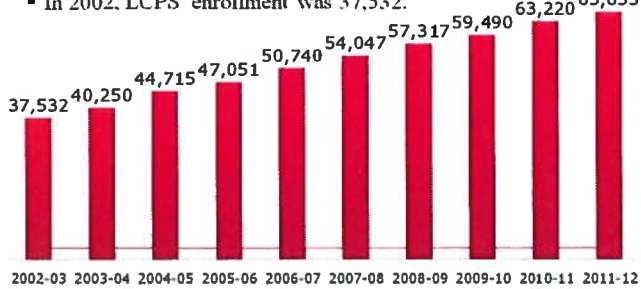




Loudoun County Public Schools, Virginia - Fact Sheet 2011-2012

Growing Enrollment

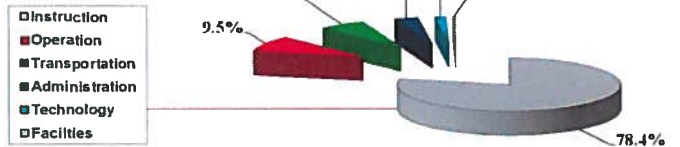
- Loudoun County's 80 public schools will welcome 65,653 students as of September 30th, 2011.
- In 2002, LCPS' enrollment was 37,532.



Cost Per Pupil

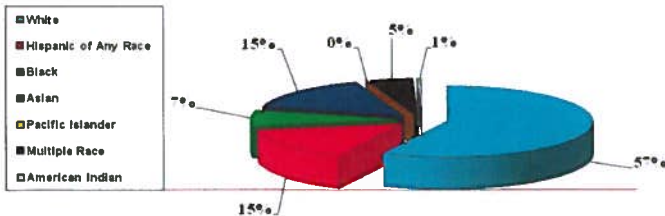
Average cost of educating an LCPS pupil during the 2011-2012 is \$11,014.

- \$8,636 for instruction
- \$1,046 for operations and maintenance
- \$ 738 for pupil transportation
- \$ 374 for administration, attendance and health
- \$ 176 for technology
- \$ 44 for facilities



Growing Diversity

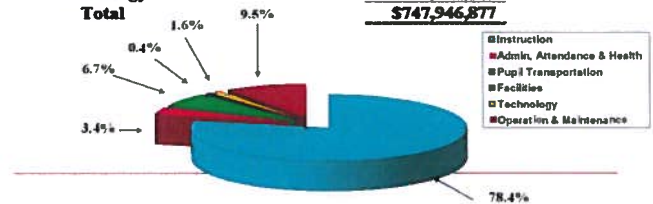
- In 1998, LCPS had a minority population of 19.44 percent.
- The minority population is 43 percent as of September 2011.
- Hispanic and Asian students are the largest minority groups with 15% of the population.



Finance

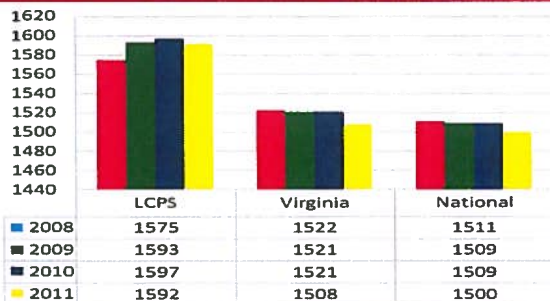
2011-2012 School Operating Budget

Instruction	\$584,725,242
Administration, Attendance & Health	\$25,567,556
Pupil Transportation	\$49,608,835
Facilities	\$2,864,230
Operation and Maintenance	\$71,030,896
Technology	\$12,150,118
Total	\$747,946,877

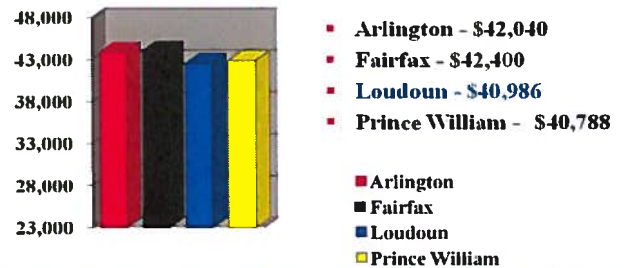


SAT

2011 average score of 1592 for LCPS students



2010-2011 New Teacher Salaries



*Salary information from the FY11 WABE Guide Step 1 - Bachelors Degree

GENERAL STATISTICS

2011-12 Enrollment - 65,653

80 School Facilities

- 52 Elementary Schools, Grades K-5
- 14 Middle Schools, Grades 6-8
- 12 High Schools, Grades 9-12
- 2 Instructional Centers

2011-12 Average Class Size

- 22.0 Elementary
- 21.6 Middle
- 25.9 High

2011-12 Staff - 9,120.2

- 5,049.2 Teachers
- 420.7 Administration, Professional Staff
- 3,650.3 Classified Staff *

*Includes cafeteria workers, classroom aides, bus drivers, secretaries, mechanics, maintenance workers, therapists, nurses, and custodians.

STUDENT CALENDAR

2011-12 School Calendar

- August 29 *FIRST DAY OF SCHOOL*
- September 5 Holiday (Labor Day)
- October 10 Holiday (Columbus Day)
- November 7-8 Student Holiday
- November 23-25 Holiday (Thanksgiving)
- December 22-30 *WINTER BREAK*
- January 2 Holiday (New Year's Day)
- January 16 Holiday (Martin Luther King, Jr. Day)
- January 23 **MOVEABLE Student Holiday**
- February 20 Holiday (Presidents' Day)
- April 2-6 *SPRING BREAK*
- April 9 Student Holiday
- May 28 Holiday (Memorial Day)
- June 8 *LAST DAY OF SCHOOL*

9-Week Grading Period Ending Dates:
 November 4, 2011; January 20, 2012;
 March 30, 2012; June 8, 2012

BEYOND THE STANDARDS OF LEARNING (SOLs)

- SAT participation for Loudoun County Public Schools (LCPS) students rose 17 percent from 2010 to 2011. In 2011, 3,138 LCPS students took the SAT, a 17 percent increase from the 2,676 that took this test in 2010. The increase exceeded a national trend that saw a 3.5 percent participation increase in Virginia and a 3.1 percent increase nationwide. With participation up, LCPS' average SAT scores remained stable and well above the national and state averages.
- **In 2011, 92 percent of graduates continued formal education; 90 percent went to college.**
- The on-time graduation rate posted by LCPS in 2011 was the highest in the school division's history. LCPS' graduation rate was 8.7 percent higher than the Virginia average of 86.6 percent. It also was higher than the 94 percent rate posted by the LCPS Class of 2010.
- All 10 LCPS high schools with a graduating class exceeded the average state on-time graduation rate. Only four school divisions out of the 131 in the commonwealth had a higher on-time graduation rate. These school divisions had total graduating classes numbering 25, 142, 182 and 194, far fewer graduates than Loudoun County's 4,046.
- 1,046 (27 percent) of the graduates earned a scholarship or grant to continue their education. Graduates in the Class of 2011 earned \$23,490,561 in grants and scholarships.
- The 59 members of the Loudoun Academy of Sciences Class of 2011 received 178 offers of admission from 72 colleges and universities. They also received \$5.1 million in scholarship offers and accepted \$1.5 million in scholarships.
- **191 LCPS students will attend Thomas Jefferson High School for Science and Technology** for the 2011-12 school year. (This represents an increased enrollment of 13 students.)
- 15 percent of LCPS students were eligible for gifted services in 2010-2011.
- **6,359, LCPS students were served in Gifted Education Programs in 2010-11.**

2011 Scholastic Aptitude Tests (SAT) SCORES

	Reading	Math	Writing	Combined
LCPS	536	532	524	1,592
Virginia	509	507	492	1,508
U.S.	497	514	489	1,500

SPECIAL MERITS AND AWARDS

- The Washington Post has ranked five LCPS high schools (Briar Woods, Dominion, Loudoun Valley, Stone Bridge and Freedom) as among the 200 best in America. The 200 schools cited by The Post are the top echelon of the roughly 27,000 public high schools nationwide.
- **Twelve LCPS Schools** (Aldie Elementary, Belmont Ridge Middle School, Belmont Station Elementary, Leesburg Elementary, Legacy Elementary, Liberty Elementary, Lincoln Elementary, Lucketts Elementary, Mill Run Elementary, Pinebrook Elementary, Round Hill Elementary and Sycolin Creek Elementary) **received the Governor's Award for Educational Excellence in 2011.** Only 110 schools received this award statewide.
- **In 2011, LCPS ranked first among school divisions with 38 LCPS facilities receiving the Energy Star Award.** A building that earns the Energy Star Award uses less than 75 percent of the energy of similar buildings in the U.S. Department of Energy's Commercial Building Energy Consumption Survey. Among the honored facilities is Middleburg Elementary School (opened 1911), the oldest of LCPS' 80 schools. The \$35 million LCPS has saved through its energy management program could pay for the following things (based on average pay and per-pupil cost): 585 teachers for a year; educating 3,230 students for a year; a new middle school.
- At the end of the 2010-2011 school year, eight of LCPS's 13 middle schools have been designated as a **School to Watch** by the National Forum to Accelerate Middle Grades Reform. Since the first four schools attained this honor during the 1999-2000 school year, only 300 schools in 19 states have been named Schools to Watch with 25 of these schools in Virginia. Loudoun County and Prince William County have the most Schools to Watch – with eight a piece – of any school divisions in America. (All eight Loudoun County middle schools that have applied for this honor have received it.)
- Belmont Station Elementary was named a **National Blue Ribbon School** by the U.S. Department of Education in September 2011. Only 11 Virginia schools received this honor for 2011. The Blue Ribbon Schools Program honors public and private K-12 schools that are either academically superior or that demonstrate dramatic gains in student achievement.