

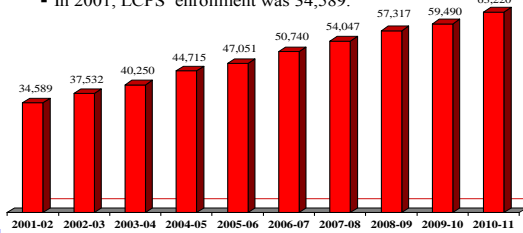


Loudoun County Public Schools, Virginia - Fact Sheet

2010-2011

Growing Enrollment

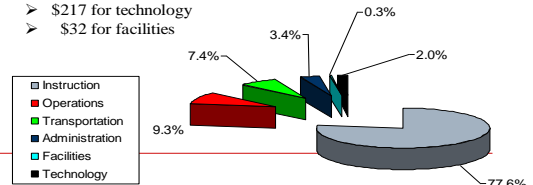
- Loudoun County's 79 public schools will welcome 63,220 students on September 30, 2010.
- In 2001, LCPS' enrollment was 34,589.



Cost Per Pupil

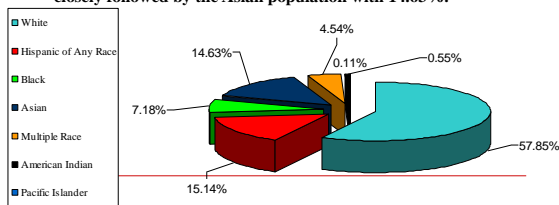
Average cost to educate an LCPS pupil during 2010-2011 is \$10,833.

- >\$8,407 for instruction
- >\$1,007 for operations & maintenance
- > \$802 for pupil transportation
- > \$368 for administration, attendance and health
- > \$217 for technology
- > \$32 for facilities



Growing Diversity

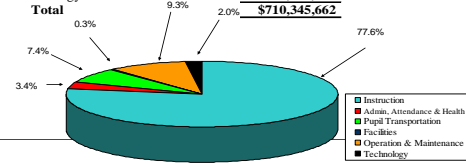
- In 1998, LCPS had a minority population of 19.44 percent.
- The minority population is 42 percent as of September 2010.
- Hispanic students are the largest minority group with 15.14% closely followed by the Asian population with 14.63%.



Finance

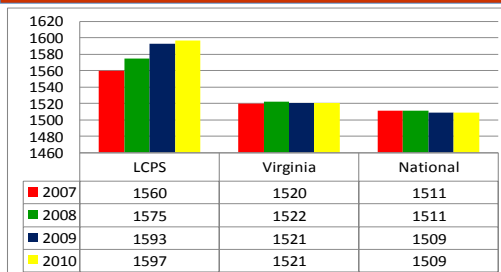
2010-2011 School Operating Budget

Instruction	\$551,135,623
Administration, Attendance & Health	\$24,137,507
Pupil Transportation	\$52,466,939
Facilities	\$2,308,489
Operations & Maintenance	\$65,840,170
Technology	\$14,456,934
Total	\$710,345,662

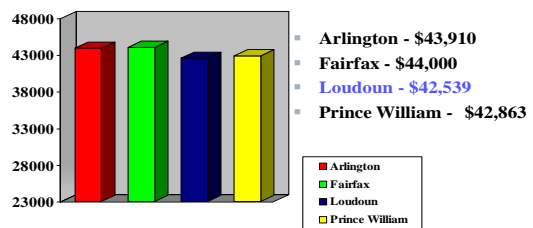


SAT

2010 average score of 1,597 for LCPS students.



2010-2011 New Teacher Salaries



*Salary information from the FY11 WABE Guide Step 1 - Bachelors Degree

GENERAL STATISTICS

2010-11 Enrollment - 63,220

79 School Facilities

- 52 Elementary Schools, Grades K-5
- 13 Middle Schools, Grades 6-8
- 12 High Schools, Grades 9-12
- 2 Instructional Centers

2010-11 Average Class Size

- 22.0 Elementary
- 21.6 Middle
- 25.9 High

2010-11 Staff - 8,833.5

- 4,829.5 Teachers
- 409.0 Administration, Professional Staff
- 3,595.0 Classified Staff *

*Includes cafeteria workers, classroom aides, bus drivers, secretaries, mechanics, maintenance workers, therapists, nurses, and custodians.

STUDENT CALENDAR

2010-11 School Calendar

- September 6 Holiday (Labor Day)
- September 7 *FIRST DAY OF SCHOOL*
- October 11 Holiday (Columbus Day)
- November 1-2 Student Holiday
- November 22-26 Holiday (Thanksgiving)
- December 23-31 *WINTER BREAK*
- January 1 Holiday (New Year's)
- January 17 Holiday (Martin Luther King, Jr.)
- January 25 **MOVEABLE Student Holiday**
- February 21 Holiday (Presidents' Day)
- April 4 Student Holiday
- April 18-22 *SPRING BREAK*
- May 30 Holiday (Memorial Day)
- June 16 *LAST DAY OF SCHOOL*

9-Week Grading Period Ending Dates:

- October 29, 2010; January 24, 2011; April 1, 2011;
- June 16, 2011

BEYOND THE STANDARDS OF LEARNING (SOLs)

- **The Scholastic Assessment Test (SAT) scores posted by Loudoun County Public Schools (LCPS) students rose four points overall – to 1597 - from 2009 to 2010** according to statistics released by the College Board. This continues a five-year trend that has seen LCPS' overall average SAT scores rise 36 points. Virginia's overall SAT scores have dropped four points and national scores seven points during the same time period.
- 69.4 percent of the graduates in the Class of 2010 received an Advanced Studies Diploma.
- 53.5 percent of students in grades 10 through 12 participated in one or more Advanced Placement class during the 2009-2010 school year.
- Since 2004-2005 school year the LCPS Advanced Placement (AP) participation rate has improved from 33 to 50 percent.
- 52.9 percent completed Algebra I or above by the end of eighth grade in 2009-2010.
- 14.4 percent of LCPS students were eligible for gifted services in 2009-2010.
- **In 2010, Harper Park and River Bend middle schools were named "Schools to Watch"** by the National Forum to Accelerate Middle-Grades Reform. In 2009, Smart's Mill and Belmont Ridge middle schools were named. In 2008, Blue Ridge Middle School became our third school to be named "Schools to Watch". Eagle Ridge and Farmwell Station middle schools were named in 2007. Only 200 schools nationwide have achieved this designation with 17 of them in Virginia.
- **178 LCPS students will attend Thomas Jefferson High School for Science and Technology** for the 2010-11 school year. (This represents an increased enrollment of 26 students.)
- **In 2010, 92 percent of graduates continued formal education; 90 percent went to college.**
- **5,959, LCPS students were served in Gifted Education Programs in 2009-10.**

2010 Scholastic Aptitude Tests (SAT) SCORES

	Reading	Math	Writing	Combined
LCPS	535	536	526	1,597
Virginia	512	512	497	1,521
U.S.	501	516	492	1,509

SPECIAL MERITS/AWARDS

- **All 10 eligible Loudoun County Public Schools (LCPS) high schools** were ranked as among the best in the nation by Newsweek's Challenge Index in 2009-2010. Each year, Newsweek picks the best high schools in the country based on how hard school staffs work to challenge students with advanced placement, college-level courses and tests. Just more than 1,600 schools (only 6 percent of all the public schools in the U.S.) made the list. Briar Woods and Freedom high schools were eligible to be included in the Challenge Index for the first time in 2010.
- **Nine LCPS Schools** (Ashburn Elementary, Belmont Ridge Middle School, Belmont Station Elementary, Eagle Ridge Middle School, Lincoln Elementary, Lowes Island Elementary, Pinebrook Elementary, Sanders Corner Elementary and Waterford Elementary) **received the Governor's Award for Educational Excellence in 2010.** Only 153 schools received this award statewide. Loudoun County Public Schools was one of 15 school divisions in Virginia to receive the state Board of Education's Excellence Award. There are 132 school divisions in the commonwealth.
- The 45 members of the Loudoun Academy of Sciences Class of 2010 received 178 offers of admission from 72 colleges and universities. They also received \$4.6 million in scholarship offers and accepted \$1.8 million in scholarships.
- **In 2010, LCPS ranked first among school divisions with 36 LCPS facilities receiving the Energy Star Award.** LCPS has earned 36 out of the 123 ENERGY STAR awards for schools in Virginia. A building that earns the Energy Star Award uses less than 75 percent of the energy of similar buildings in the U.S. Department of Energy's Commercial Building Energy Consumption Survey. The \$35 million LCPS has saved through its energy management program could pay for the following things (based on average pay and per-pupil cost): 585 teachers for a year; educating 3,230 students for a year; a new middle school.
- **LCPS graduates earned \$27,448,920 in scholarships and financial aid in 2010.**