

# Department of Instruction Strategic Action Updates

---

ELEMENTARY CLASS SIZE

DECEMBER 3, 2019

# LCPS Strategic Plan



Goal 1: Develop knowledgeable critical thinkers, communicators, collaborators, creators, and contributors.

## Topic: Elementary Class Sizes

STRATEGIC ACTION	PERFORMANCE MEASURE	DESIRED OUTCOME
<p>PS will maintain class sizes that meet the following criteria:</p> <p>LCPS will use a staffing standard of one teacher per 23 students for kindergarten through grade 5.</p> <p>No classes in grades 1-5 will exceed the grade level maximums (GLMs) of 28 for grades 1-3 and 31 for grades 4-5 without having a teacher assistant.</p> <p>95% of K-3 classes will have 26 or fewer students. 95% of grade 4-5 classes will have 29 or fewer students. (2 fewer than the grade level maximums)</p>	<p>Class size data will be calculated as of September 30 of each school year.</p> <p>The grade level maximum without having a teacher assistant is 28 for grades 1-3 and 31 for grades 4 and 5.</p>	<p>FY17 Baseline</p> <p>K-3 class size staffing standard: 23.0</p> <p>Gr.4-5 class size staffing standard: 23.0</p> <p># classes above GLM w/o TA: 0</p> <p>95% or higher of K-3 classes w/ 26 or fewer students: yes</p> <p>95% or higher of Gr.4-5 classes w/ 29 or fewer students: yes</p> <hr/> <p>FY18 – FY20</p> <p>✓ K-3 class size staffing standard: 23.0</p> <p>✓ Gr.4-5 class size staffing standard: 23.0</p> <p>✓ # classes above GLM w/o TA: 0</p> <p>✓ 95% or higher of K-3 classes w/ 26 or fewer students</p> <p>✓ 95% of Gr.4-5 classes w/ 29 or fewer students</p>

Adopted by the School Board on January 24, 2017

✓ = Desired outcome was met or exceeded

# Elementary Class Size (SY19-20)

---

## DESIRED OUTCOME

K-5 class size staffing standard: 22.0

95% or higher of K-3 classes w/26 or fewer students:

95% or higher of Gr. 4-5 classes w/29 or fewer students:

## ACHIEVEMENT

Elementary staffing was maintained according to the staffing standard to allow for class sizes to remain within the “desired outcome” thresholds. (K-5 Average Class Size = 21.7)

95% or higher of K-3 classes w/26 or fewer students: YES (95.7% or 1055/1102)

95% or higher of Gr. 4-5 classes w/29 or fewer students: YES (95.7% or 529/553)

# K-3 Classes Exceeding Thresholds

---

	# of classes @ 27	# of classes @28	Totals by Grade
Kindergarten	8*	0	8* / 259
First Grade	0	10	10 / 277
Second Grade	14	0	14 / 284
Third Grade	14	1	15 / 282
Total	36	11	47 / 1102

\* Allowable as of 5/22/18 under revised SB Policy §5080

K - 3 Average Class Size – 21.4

Note: As of 9/30/19, no K-3 classes had an enrollment of 29 or 30 students.

# 4-5 Classes Exceeding Thresholds














---

	# of classes @ 30	# of classes @31	Totals by Grade
Fourth Grade	12	0	12 / 277
Fifth Grade	6	6	12 / 276
Total	18	6	24 / 553

4 - 5 Average Class Size = 22.8

# Schools With Classes Exceeding Thresholds

---

School	K	1	2	3	4	5
Buffalo Trail						
Cool Spring						
Goshen Post						
Hamilton						
Little River						
Waterford						

53 of 59 elementary schools have zero classes exceeding the thresholds

# History of Class Size Desired Outcomes

---

## Percentage of K-5 Classes Meeting Desired Outcomes

	FY17	FY18	FY19	FY20
K-3	96.4%	96.3%	96%	95.7%
4-5	98.7%	97%	99.8%	95.7%

### Desired Outcomes

95% or higher of K-3 classes w/26 or fewer students

95% or higher of Gr. 4-5 classes w/29 or fewer students

# Department of Instruction Strategic Action Updates

---

ELEMENTARY CLASS SIZE

DECEMBER 3, 2019