



NAME PRONUNCIATION

PARENTVUE MOBILE APP

LCPS has enabled the Parent Submitted Name Pronunciation feature in ParentVUE. Using this feature, parents/guardians may create a recording of their child's name using the ParentVUE Mobile App. This recording will be available for teachers, administrators, and staff to listen to the proper pronunciation of the student's name. The recording can be updated or deleted by the parent/guardian at any time.

DOWNLOAD THE PARENTVUE APP

1. Download the **ParentVUE** mobile app. The app can be downloaded to any iOS (Apple) or Android device.
2. Enter your zip code. Select **Loudoun County Public Schools** as your school district.

ParentVUE
powered by Synergy

To find school district enter zip code of your school district office location:

Zip Code:

Synergy SIS school district(s) near your location:

Fairfax County Public Schools	20170
2.2 mi	https://sisparent.fcps.edu/PVUE
Loudoun County Public Schools	Ashburn VA 20148
7.3 mi	https://portal.lcps.org
Montgomery County Public Schools	Rockville MD 20850
13.8 mi	https://md-mcps-psv.edupoint.com
Prince William County Public Schools	Arlington VA 22202

Location services are disabled.

Having trouble in finding your school district?

☒ Email Edupoint [Enter Manually](#)

SELECT A STUDENT AND ADD A RECORDING OF NAME PRONUNCIATION

1. Once you have logged into **ParentVUE** tap on the student for whom you wish to add a name pronunciation recording.

Student List Logout

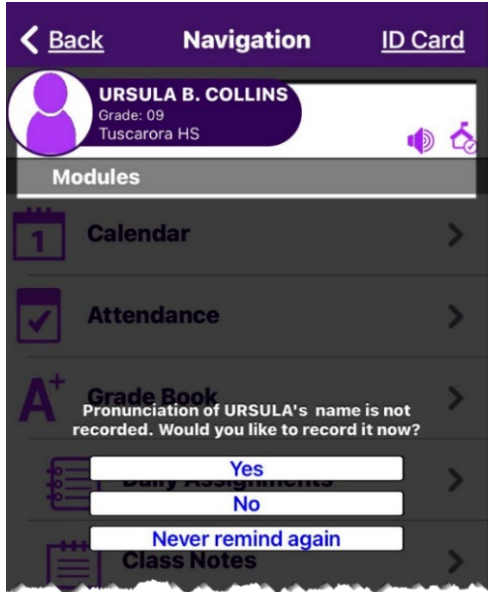
Messages 73

	BILL	Report Absences
Tuscarora HS		
2021-04-09: Grade report p...		
Total Events: 1 Show Events		
	URSULA	Report Absences
Tuscarora HS		
2021-04-09: Grade report p...		
Total Events: 1 Show Events		

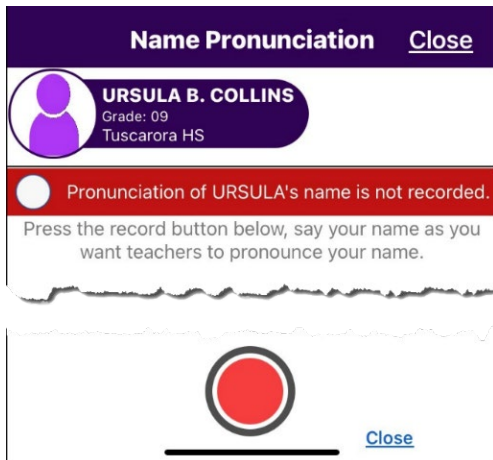


NAME PRONUNCIATION

2. If a pronunciation has not already been recorded for the student, you will be prompted with a message indicating **Pronunciation of Student Name is not recorded. Would you like to record it now?** Tap **Yes** to record now, **No** to record later, or **Never remind again** to no longer be prompted. If selecting **Never remind again**, you may still record the student name pronunciation by tapping the speaker icon on the student's screen.



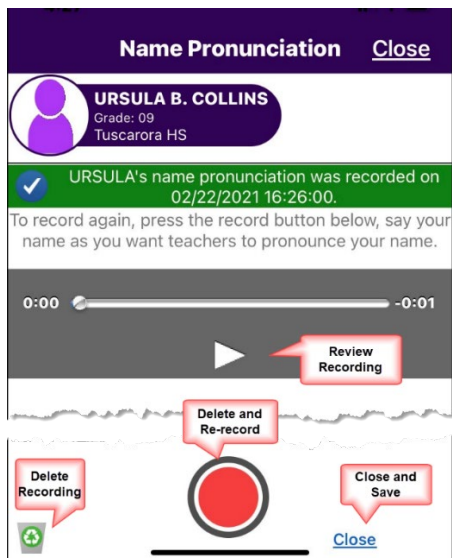
3. From the **Record** screen, tap the red record button at the bottom.



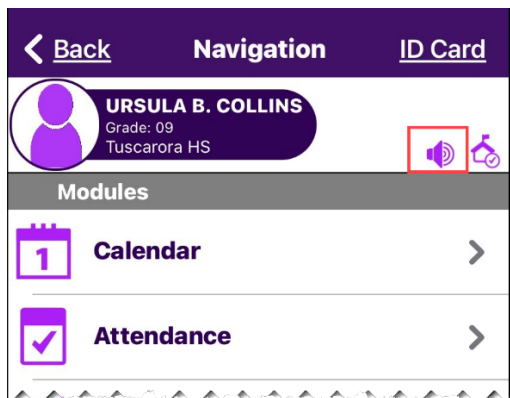


NAME PRONUNCIATION

4. You may review the recording, delete the recording, re-record, or close and save.



5. Your student's record will now display a speaker icon, indicating that a **Student Name Pronunciation** has been recorded. Teachers, Administrators and Staff can now play the recording to properly pronounce your student's name



6. If you wish to change or delete the recording, tap the speaker icon, and repeat steps 3-4.



NAME PRONUNCIATION

PARENTVUE HELP

The [District ParentVUE](#) pages have resources to help you activate your ParentVUE account. [Frequently Asked Questions](#) and downloadable [Quick Reference Guides](#) are available to guide you through the process and help navigate the system.

Each school has dedicated staff to help parents with their accounts. Go to your school's website and click on the ParentVUE Global icon to find names and phone numbers of staff who can help you.

