



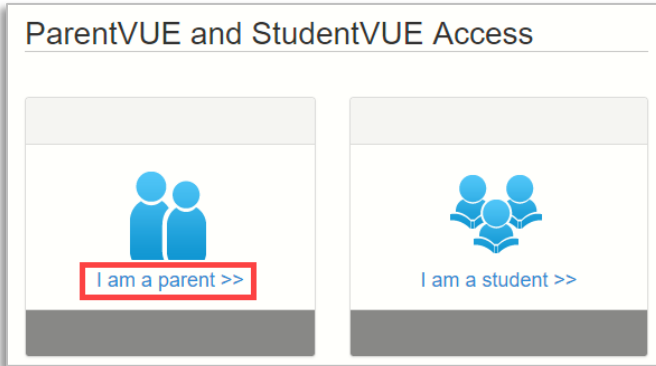
VIEWING UNOFFICIAL TRANSCRIPTS

PARENTVUE/STUDENTVUE WEB VERSION

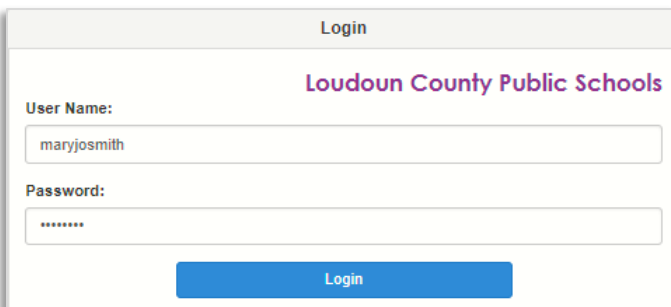
High schools may post unofficial transcripts for students which are viewable in the **Documents** menu in both ParentVUE and StudentVUE.

LOG IN ON A COMPUTER

1. In your web browser go to <https://portal.lcps.org>.
2. Click on **I am a parent>>** or **I am a student>>**

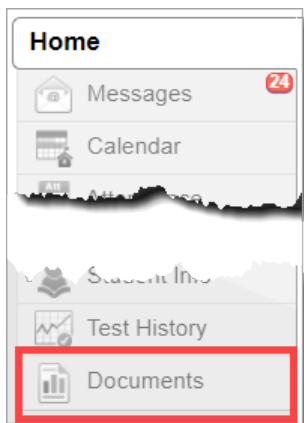


3. Enter your user name and password and click on **Login**.



DOWNLOAD TRANSCRIPT USING DOCUMENTS MENU

1. Click on the **Documents** menu.





VIEWING UNOFFICIAL TRANSCRIPTS

2. Click on the document name labeled with the **PVUE Unofficial HS Transcript** Document Category.

DOCUMENTS		
Documents		
Upload Date	Document	Document Category
Q	Q	(All) ▾
01/29/2021	BWH MidYear Transcript 1.29.21	PVUE Unofficial HS Transcript
07/10/2020	StudentPerformanceByQuestion.pdf	SOL Results
06/23/2020	MP4 Report Card	Year End Report Card
06/18/2019	StudentDetailByQuestion.pdf	SOL Results
06/14/2019	MP4 Report Card	Year End Report Card

3. The unofficial transcript opens in your browser.



VIEWING UNOFFICIAL TRANSCRIPTS

PARENTVUE/STUDENTVUE MOBILE APP

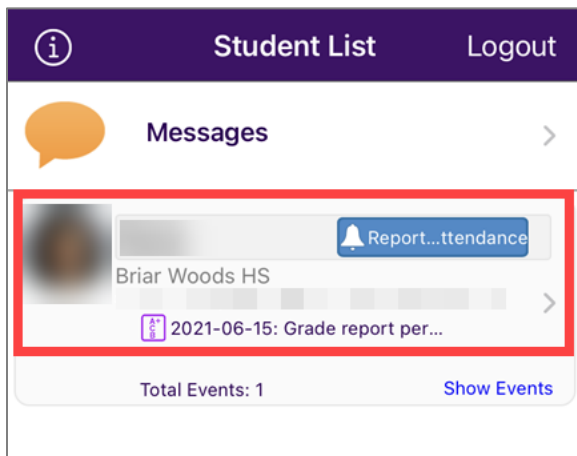
High schools may post unofficial transcripts for students which are viewable in the **Documents** menu in both ParentVUE and StudentVUE.

LOG INTO PARENTVUE OR STUDENTVUE

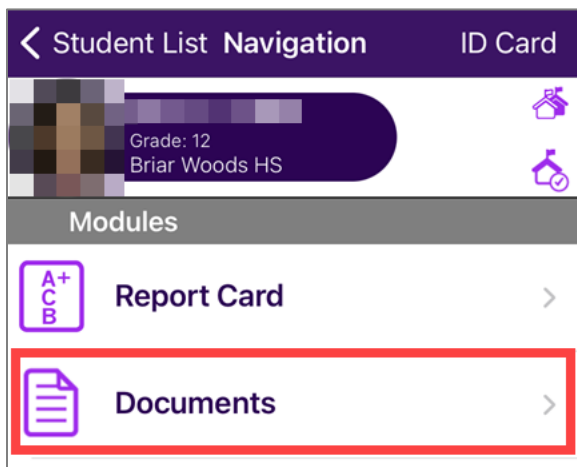
1. Launch the ParentVUE or StudentVUE mobile app.
2. Enter your user name and password.
3. Tap **Login**.

DOWNLOAD TRANSCRIPT USING DOCUMENTS MENU

1. In the ParentVUE app, select the high school student whose transcript you want to view. If you are a student using the StudentVUE app skip to step 2.



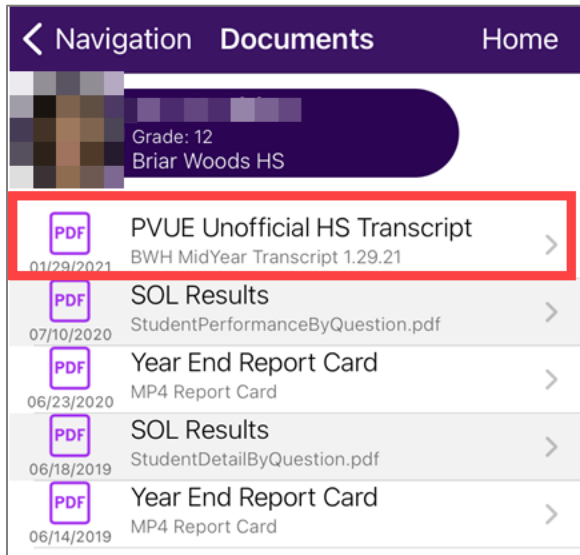
2. Scroll down and tap the **Documents** menu.



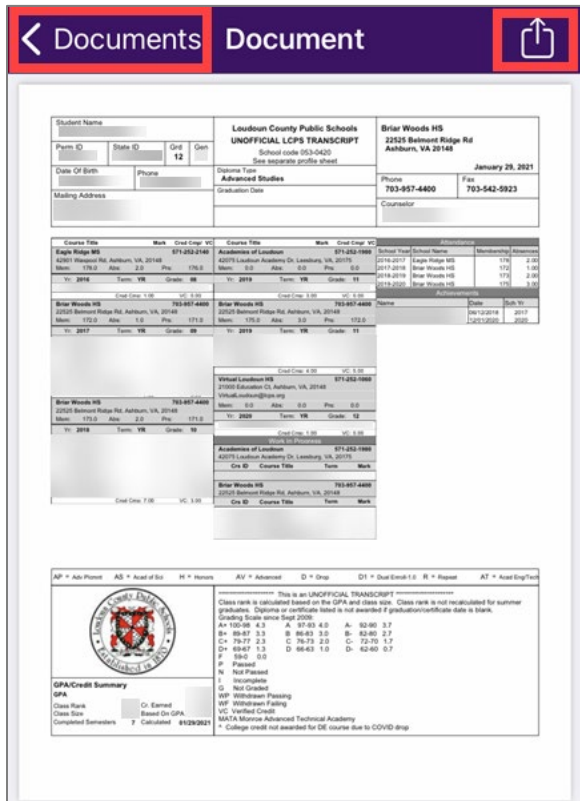
3. Tap the row of the **PVUE Unofficial HS Transcript**.



VIEWING UNOFFICIAL TRANSCRIPTS



- The unofficial transcript opens in your app.
- To share the PDF via options on your mobile device, tap the **share icon** at the top right. To return to ParentVUE/StudentVUE, tap **Documents** at the top left.





VIEWING UNOFFICIAL TRANSCRIPTS

PARENTVUE HELP

The [District ParentVUE](#) pages have resources to help you activate your ParentVUE account. [Frequently Asked Questions](#) and downloadable [Quick Reference Guides](#) are available to guide you through the process and help navigate the system.

Each school has dedicated staff to help parents with their accounts. Go to your school's website and click on the ParentVUE Global icon to find names and phone numbers of staff who can help you.

