



GETTING STARTED WITH STUDENTVUE

ACTIVATE YOUR ACCOUNT (GRADES 3-12)

Students in grades 3-12 must first log into an LCPS computer and change the default password. You may also use [LCPSGo](#).

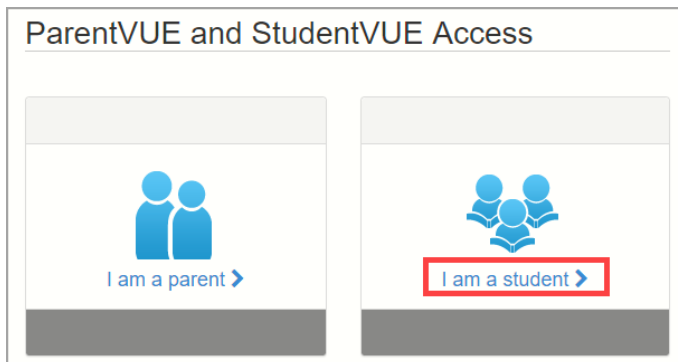
1. Log into an LCPS computer using your student ID and default password (or use [LCPSGo](#) on any device).
2. Follow the prompts to change your password. The default password is **LCPS-MMDDYY**.
3. You will now be able to log into your **StudentVUE** account from any internet enabled computer (or from the **StudentVUE** app).

STUDENTVUE WEB VERSION

StudentVUE may be accessed via any internet browser or with the StudentVUE mobile app. Information in this section references StudentVUE web version.

LOG IN

1. In your web browser go to <https://portal.lcps.org>.
2. Click on **I am a student>>**.



3. Enter your Student ID and password and click on **Login**.

StudentVUE Account Access

Login

Loudoun County Public Schools

User Name:

Password:

Login

4. Navigate through StudentVUE using the menu items on the left side of the screen.



GETTING STARTED WITH STUDENTVUE

STUDENTVUE NAVIGATION

StudentVUE is driven by the menu items on the left side of the screen. Click on an item in the StudentVUE Navigation Menu to view your information on that topic.

Messages: View district and school-based messages.

Calendar: View daily class information such as homework, quizzes and projects. Filter information using the drop-down arrows at the top of the screen.

Attendance: View attendance information.

Class Schedule: View your class schedule and teachers. Click on a teacher's name to send an email.

Course History: View transcript information as well as graduation requirements.

Grade Book: View individual assignments and grading information. Click on a class to view specific assignments.

Health: View immunization records.

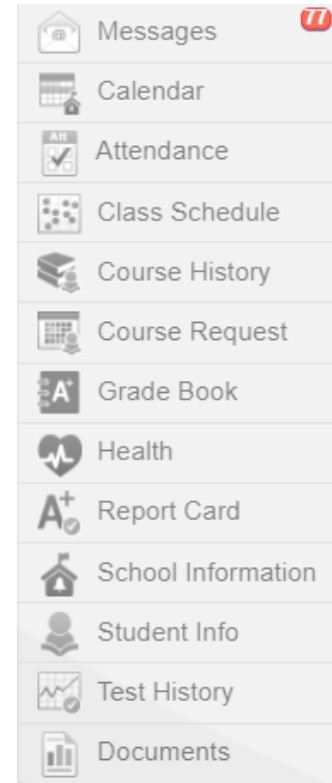
Report Card: View grades for specific marking periods in the current school year.

School Information: View contact information for your teachers.

Student Info: View your demographic information on file with the school district.

Test History: View history of standardized test scores.

Documents: View historical student documents like SOL results and Year-End Report Cards.



STUDENTVUE MOBILE APP

StudentVUE may be accessed via any internet browser or with the StudentVUE mobile app. Information in this section references StudentVUE mobile app. The StudentVUE app uses the same URL as the web version: <https://portal.lcps.org>. However, you can configure the app using your home Zip Code or turn on Location Services.

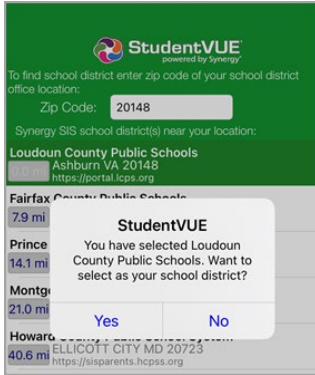
DOWNLOAD AND LOG IN

1. Download the StudentVUE app from the Apple App or Google Play store. Search for **StudentVUE**.
2. Launch the app. Swipe to the left.
3. Enter your home Zip Code and tap **Search**.



GETTING STARTED WITH STUDENTVUE

4. Tap **Loudoun County Public Schools** in the list and tap **Yes**. You may now log in using your LCPS Student ID and password.



5. Enter your Student ID and password and tap **Login**.
6. Navigate using the menus. Descriptions of the menus appear in the **StudentVUE Navigation** section above.

STUDENTVUE HELP

The [District ParentVUE](#) pages have resources to help you with your StudentVUE account. [Frequently Asked Questions](#) and downloadable [Quick Reference Guides](#) are available to guide you through the process and help navigate the system.

Each school has dedicated staff to help parents with their accounts. Go to your school’s website and click on the ParentVUE Global icon to find names and phone numbers of staff who can help you.

