

StudentVUE[®] powered by Synergy[™] Getting Started with StudentVUE

StudentVUE provides secure, private access to your school information, including assignments, grades, attendance, school calendar and teacher contact information.

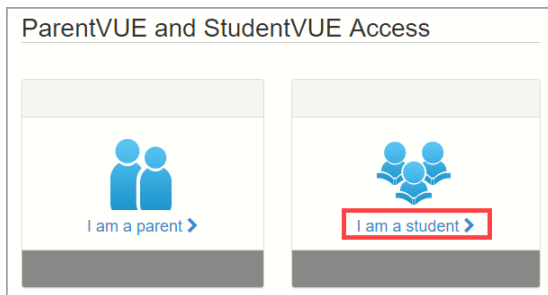
➔ **Grades 2-12: to use StudentVUE you must first log into an LCPS computer and change your password.**

ACTIVATE MY ACCOUNT – GRADES 2-12

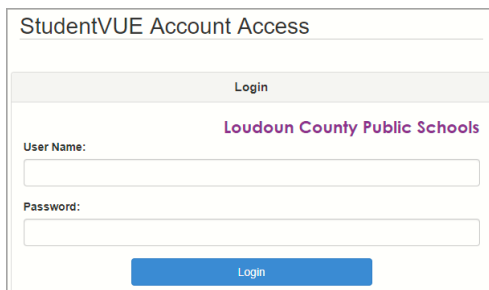
1. Log into an LCPS computer using your student ID and default password (or use [LCPSGO](#) on any device).
2. Follow the prompts to change your password.
3. You will now be able to log into your **StudentVUE** account from any internet enabled computer (or from the **StudentVUE** app).

LOG IN

1. In your web browser go to <https://portal.lcps.org>.
2. Click on **I am a student>>**.



3. Enter your user name and password and click on **Login**.

A screenshot of the StudentVUE Account Access login form. The title is "StudentVUE Account Access". Below the title is a "Login" section. The form is for Loudoun County Public Schools. It has fields for "User Name:" and "Password:". There is a "Login" button at the bottom.

4. Navigate through **StudentVUE** using the menu items on the right side of the screen.

RESET MY PASSWORD – SECONDARY ONLY

1. Secondary students are required to change passwords every 180 days. Elementary students do not need to change passwords.
2. Log into an LCPS computer using your user name and current password (or use [LCPSGO](#) on any device).
3. Press **CTRL-ALT-DELETE**.
4. Click on **Change a password...**
5. Follow the prompts to create a new password.

Note: if you have forgotten your password, contact the IFT or Technology Assistant at your school.

MOBILE APPS

Download the StudentVUE app from the iTunes store. Search for **StudentVUE**.

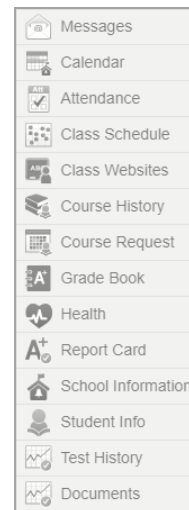
- Requires iOS 9.0 or later.
- Compatible with iPhone, iPad, and iPod touch.
- Configure the app with the same URL <https://portal.lcps.org> as the web application.

Download the StudentVUE app from Google Play. Search for **StudentVUE**.

- Compatible with phones and tablets running Android 4.1 or later.
- Configure the app with the same URL <https://portal.lcps.org> as the web application.

STUDENTVUE NAVIGATION

StudentVUE is driven by the menu items on the left side of the screen. Click on an item in the **StudentVUE Navigation Menu** to view your information on that topic.



Messages: View district and school-based messages.

Calendar: View daily class information such as homework, quizzes and projects. Filter information using the drop-down arrows at the top of the screen.

Attendance: View attendance information.

Class Schedule: View your class schedule and teachers. Click on a teacher's name to send an email.

Class Websites: View content and links your teachers have posted for class resources.

Course History: View transcript information as well as graduation requirements.

Grade Book: View individual assignments and grading information. Click on a class to view specific assignments.

Health: View immunization records.

Report Card: View grades for specific marking periods in the current school year.

School Information: View contact information for your teachers.

Student Info: View your demographic information on file with the school district.

Test History: View history of standardized test scores.

Documents: View historical student documents like SOL results and Year-End Report Cards.