

Parents may view and download copies of Finalized IEPs and Progress Reports using the **web version** of ParentVUE. At the end of each marking period, while teachers are working on report cards, Progress Reports are not accessible. Once report cards are made available, access to Progress Reports is restored.

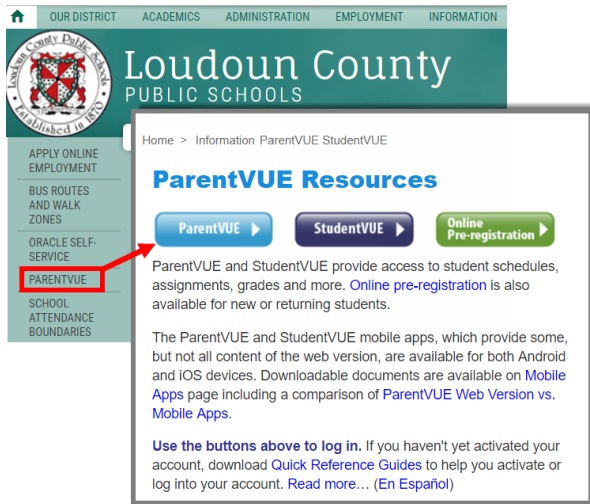
➔ **Progress reports are viewable after 3:00 p.m. on the day of Report Card distribution.**

NAVIGATE TO PARENTVUE & LOG IN

You must use the **web version** of ParentVUE to view IEPs and Progress Reports.

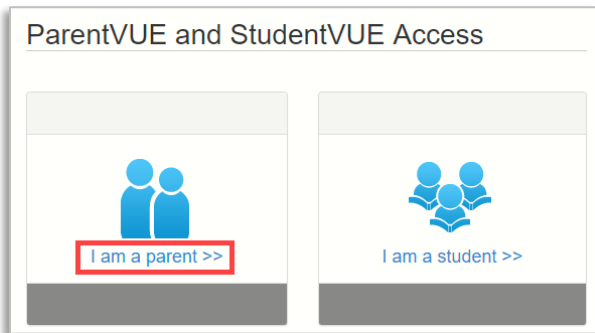
Progress reports are not accessible while teachers are working on report cards at the end of each marking period.

1. From the [LCPS home page](#), click **ParentVUE**.
2. Then click on the blue **ParentVUE** button.

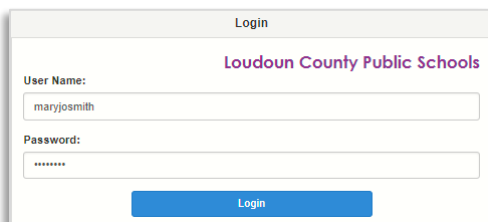


Important!! Viewing finalized IEPs and Progress Reports is only available in the **web version** of ParentVUE.

Option: navigate directly to <https://portal.lcps.org> in any web browser and then click on **I am a parent>>**.

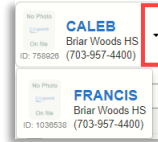


3. Enter your user name and password and click on **Login**.



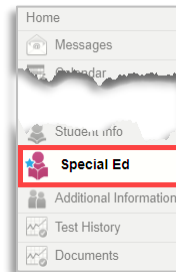
SELECT A STUDENT

If you have more than one student in LCPS schools, select the name of the student for whom you need to view an IEP or Progress Report.

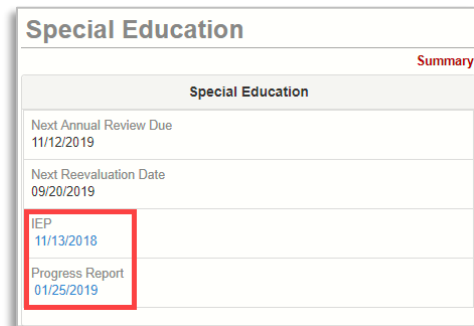


DOWNLOAD AN IEP OR PROGRESS REPORT

1. Click on the **Special Ed** menu item.



2. Download either the IEP or Progress Report by clicking on the date hyperlink.



PARENTVUE HELP

The [District ParentVUE](#) site has resources to help you activate your ParentVUE account. [Frequently Asked Questions](#) and downloadable [Quick Reference Guides](#) are available to guide you through the process and help navigate the system.

Each school has dedicated staff to help parents with their accounts. Go to your school's website and click on the PARENTVUE Channel link to find names and phone numbers of staff who can help you.

