

# WHAT IS “THE WORKSHOP” MODEL?

## Agenda

- Overview of “workshop model”
- Details on Math workshop
- Explanation on Reading Workshop
- Review Writing Workshop
- Questions?



# WHAT IS THE WORKSHOP MODEL?


In its simplest form, it has four main parts

1. Opening
  - Anchor the student's thinking in subject material
2. Mini-lesson
  - Connect a student with a useable strategy
3. Work time
  - Practice, collaborate, and teacher work
4. Reflection
  - Summarize and Synthesis

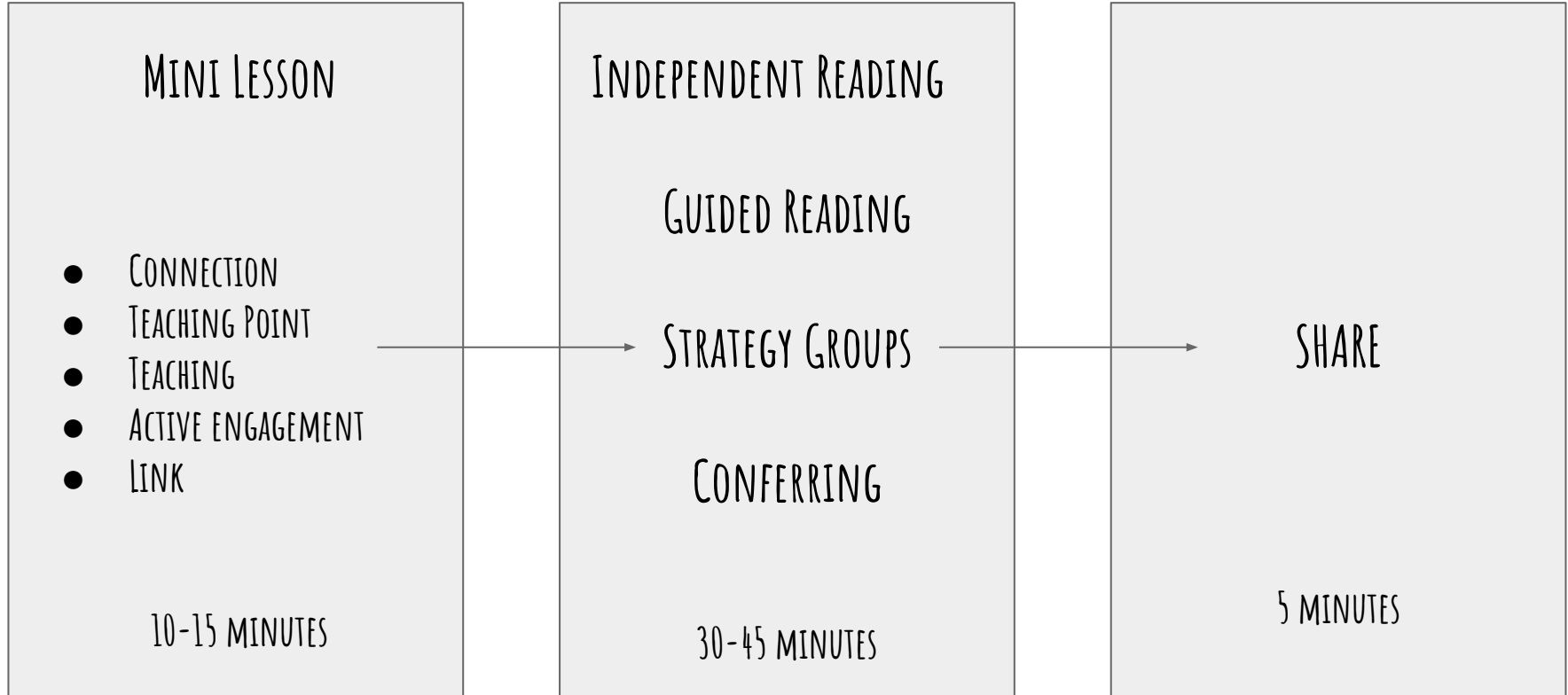


# HOW IS THIS DIFFERENT FROM A TRADITIONAL APPROACH?

- Minimal time is spent with the teacher talking; students interact with content the whole block
- Not based on a “One Size Fits All” textbook
- Students have voice and choice
- Instruction based on the process, not only assignment completion
- Higher student engagement = deeper learning



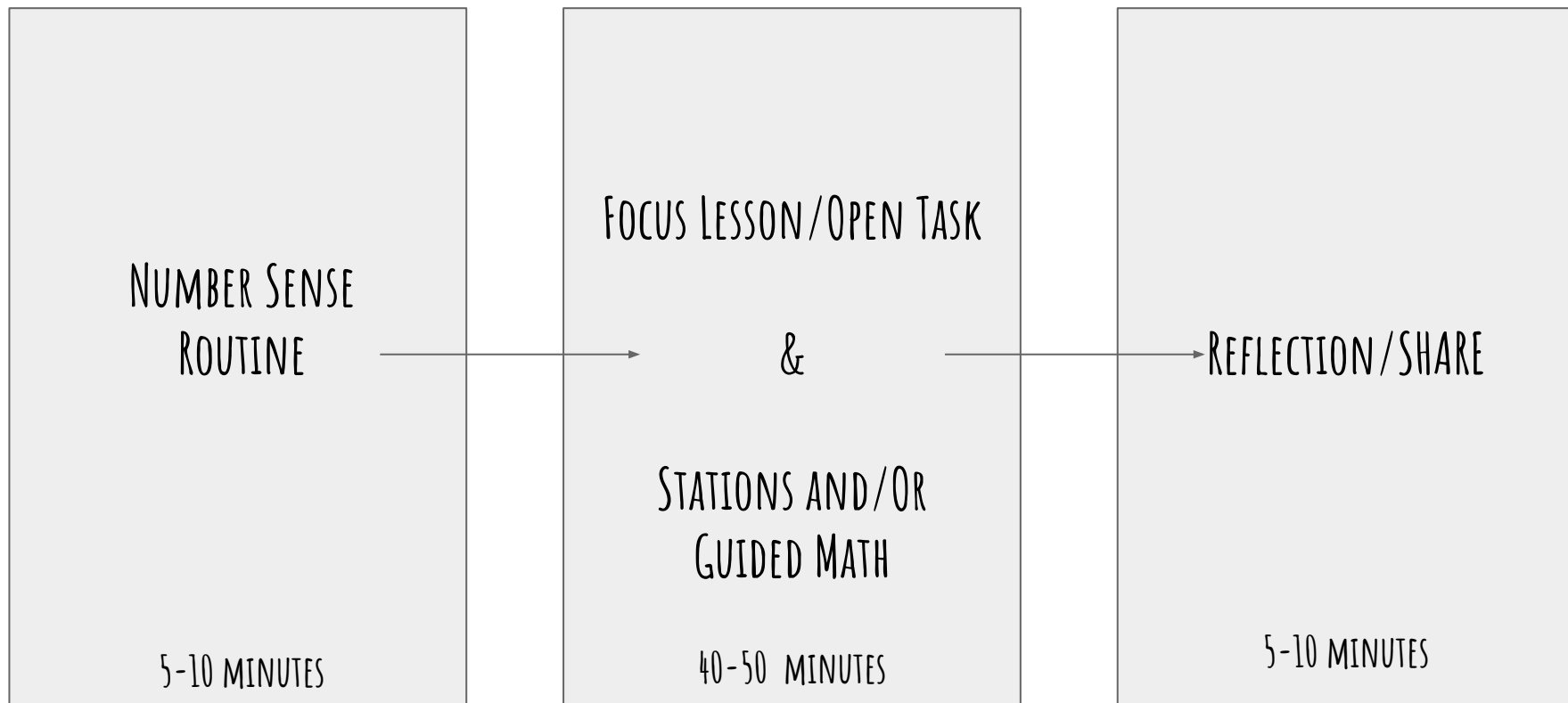
# COMPONENTS OF THE READING WORKSHOP



# COMPONENTS OF THE WRITING WORKSHOP



# COMPONENTS OF THE MATH WORKSHOP



# What happens in my child's class during math workshop?



Small Group Work



Conferences



Mini Lesson



Independent Work



Partner Work

# WHAT KIND OF QUESTIONS CAN I ASK THE TEACHER?

- What type of growth have you seen this year so far?
- What skills is my child working on?
- What can I do at home to help my child at home?
- What kind of activities can we do to practice at home?





# WANT TO SEE IT IN ACTION?

Follow us online:

- School Twitter - @LittleRiverLCPS
- Mr. Murphy's - @Principal\_LRES
- Mrs. Dempsey's - @mrskdempsey
- Mrs. Painter's - @Mrs\_Painter
- School Filter - #LRelem



*The filter also is 'pushed' to the school website!*