

**LOUDOUN COUNTY PUBLIC SCHOOLS
ANNUAL PARENT SURVEY
2018-2019**



School: **Woodgrove High School**

Date of Administration: March 2019

Number of Respondents: 228

The 2018-2019 Loudoun County Public Schools Annual Parent Survey was conducted in March 2019. Parents responded to an online survey via a link that was sent to them by email. One link was sent to each parent per school in which children from the family were enrolled. Families with more than one child in a school were asked to provide overall feedback to the school regarding the experiences of their children.

A total of 11,562 parents across the division responded to the survey, which addressed four categories of school climate from the perspective of parents:

Academic Support – including academic expectations and individualized instruction

Communications – school and teacher communication to parents

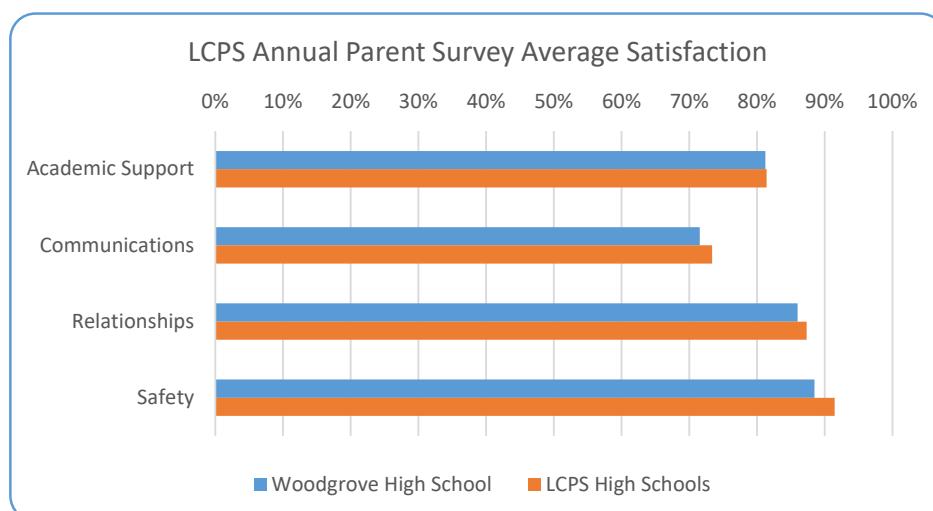
Relationships – welcoming environment, social –emotional support, respect for students

Safety – school physical environment, personal safety

Survey participants were asked to indicate their level of agreement with 27 statements that reflected an aspect of positive school climate within each area.

The attached report presents the percent of parents who agreed with each statement and the overall topic area. The report also compares the school percentages to the results for other LCPS schools of the same type (elementary, middle, or high schools/educational centers).

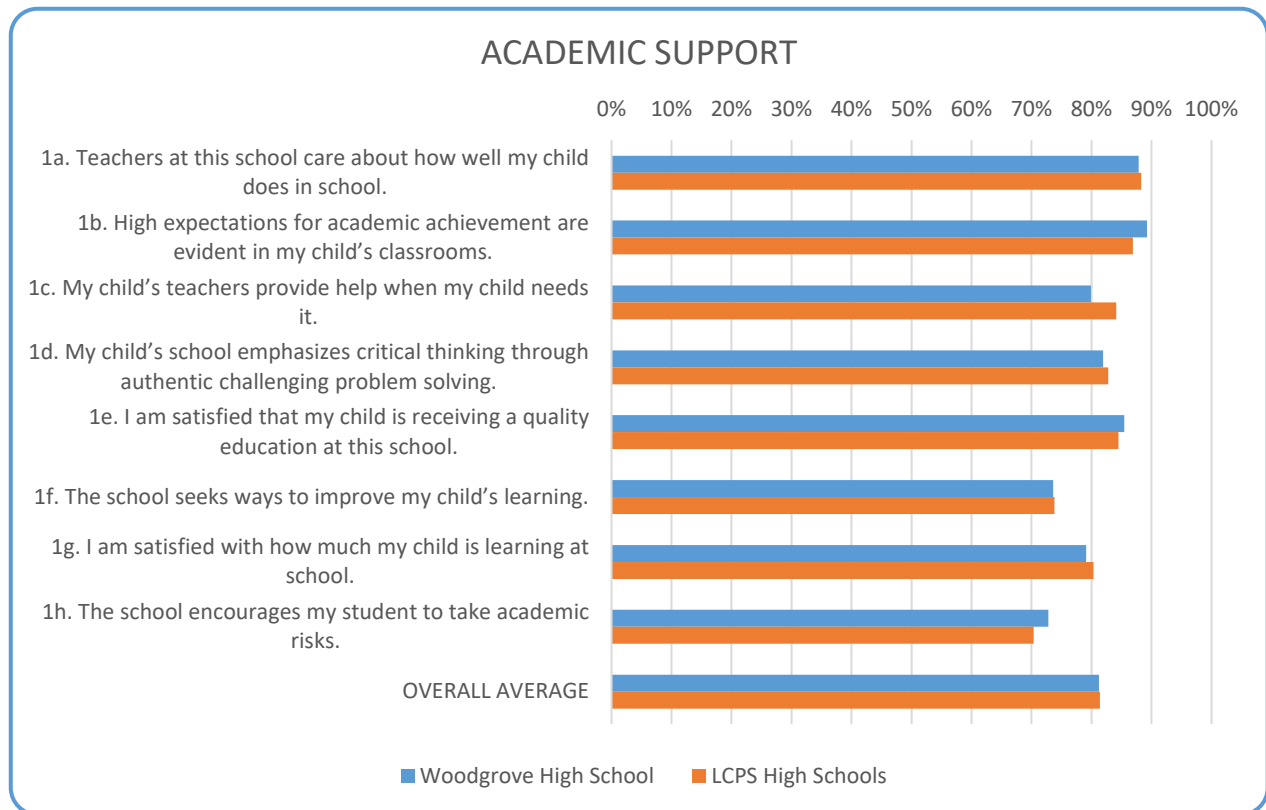
Schools are encouraged to analyze the data in this report to identify strengths and areas for improvement. The perceptions of parents should be added to those of staff and students to provide an overall picture of school climate.



**LOUDOUN COUNTY PUBLIC SCHOOLS
ANNUAL PARENT SURVEY
2018-2019**

Woodgrove High School

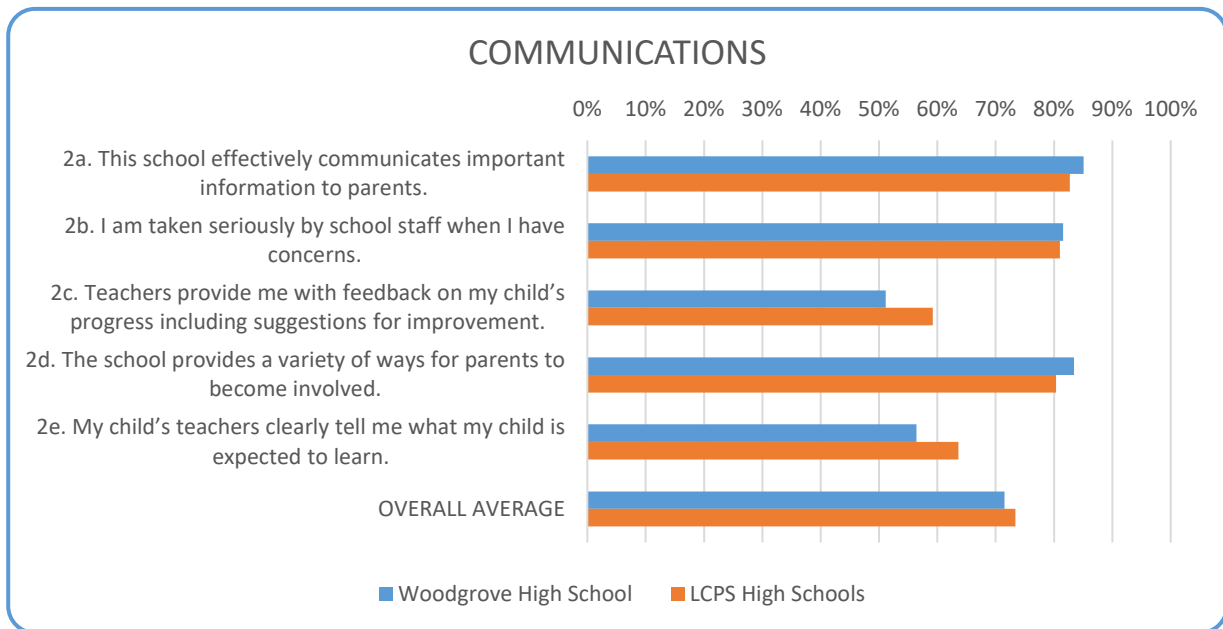
	Woodgrove High School	LCPS High Schools
ACADEMIC SUPPORT		
1a. Teachers at this school care about how well my child does in school.	88%	88%
1b. High expectations for academic achievement are evident in my child's classrooms.	89%	87%
1c. My child's teachers provide help when my child needs it.	80%	84%
1d. My child's school emphasizes critical thinking through authentic challenging problem solving.	82%	83%
1e. I am satisfied that my child is receiving a quality education at this school.	85%	84%
1f. The school seeks ways to improve my child's learning.	74%	74%
1g. I am satisfied with how much my child is learning at school.	79%	80%
1h. The school encourages my student to take academic risks.	73%	70%
OVERALL AVERAGE	81%	81%



**LOUDOUN COUNTY PUBLIC SCHOOLS
ANNUAL PARENT SURVEY
2018-2019**

Woodgrove High School

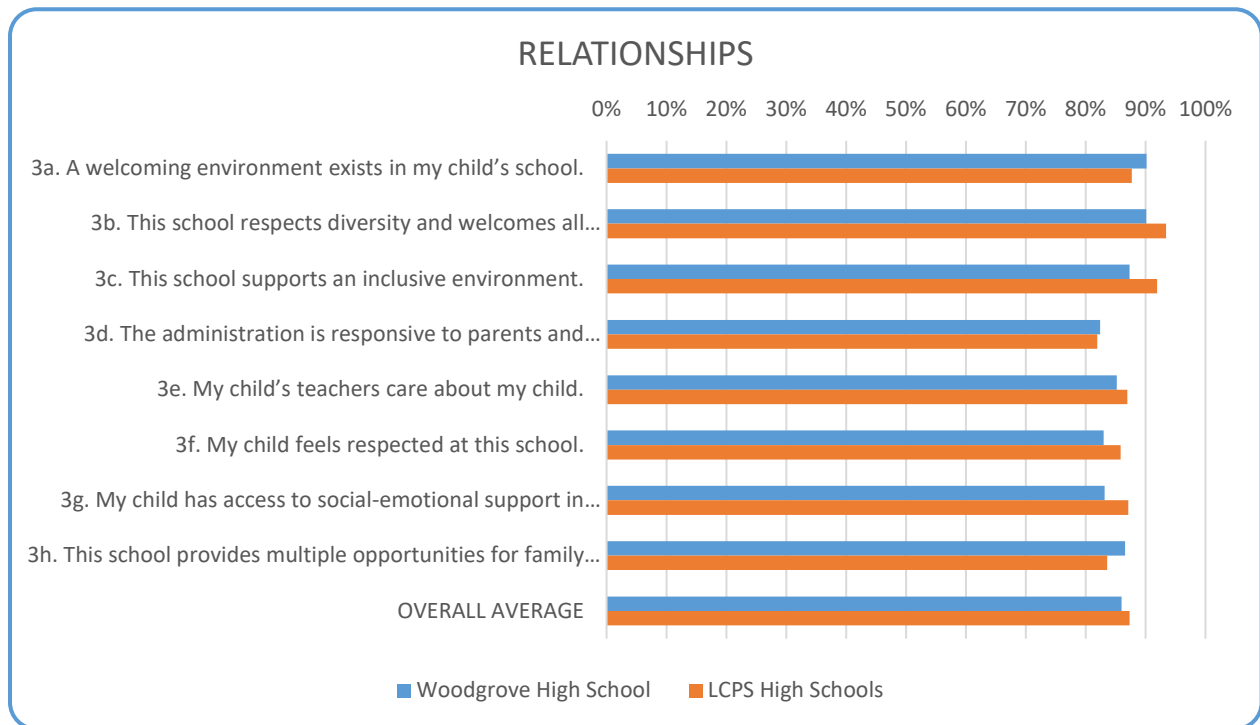
COMMUNICATIONS	Woodgrove High School	LCPS High Schools
2a. This school effectively communicates important information to parents.	85%	83%
2b. I am taken seriously by school staff when I have concerns.	82%	81%
2c. Teachers provide me with feedback on my child's progress including suggestions for improvement.	51%	59%
2d. The school provides a variety of ways for parents to become involved.	83%	80%
2e. My child's teachers clearly tell me what my child is expected to learn.	56%	64%
OVERALL AVERAGE	72%	73%



**LOUDOUN COUNTY PUBLIC SCHOOLS
ANNUAL PARENT SURVEY
2018-2019**

Woodgrove High School

	Woodgrove High School	LCPS High Schools
RELATIONSHIPS		
3a. A welcoming environment exists in my child's school.	90%	88%
3b. This school respects diversity and welcomes all cultures.	90%	93%
3c. This school supports an inclusive environment.	87%	92%
3d. The administration is responsive to parents and children.	82%	82%
3e. My child's teachers care about my child.	85%	87%
3f. My child feels respected at this school.	83%	86%
3g. My child has access to social-emotional support in this school.	83%	87%
3h. This school provides multiple opportunities for family engagement in school activities.	87%	84%
OVERALL AVERAGE	86%	87%



**LOUDOUN COUNTY PUBLIC SCHOOLS
ANNUAL PARENT SURVEY
2018-2019**

Woodgrove High School

	Woodgrove High School	LCPS High Schools
SAFETY		
4a. This school provides a safe and orderly place for students to learn.	88%	90%
4b. There are high expectations for student behavior at this school.	81%	85%
4c. My child knows what behavior is expected of him or her at this school.	99%	97%
4d. My child is being taught to respect people of different cultural, ethnic, and racial backgrounds.	90%	94%
4e. My child's school is clean and well kept.	98%	97%
4f. My child feels safe from bullying at school.	75%	86%
OVERALL AVERAGE	88%	91%

