



+



Schoolology for Parents



4. View upcoming assignments and events



+



Introductory Video

Schoology Navigation

- The banner that you see across the top of the screen is your main navigation bar, and is accessible at all times in Schoology.
- A parent account in Schoology includes access to your own Schoology account, as well as access to your student's account(s).
- You will be able to toggle to your child(ren)'s account to see their courses and information. You can see which account you are currently viewing by looking at the name displayed in the top right of your screen.



+





1

COURSES

2

GROUPS

3

RESOURCES

4

GRADES

5



6



7



8



9



Sample Parent



10

1. Click the LCPS logo to go to the Home screen
2. View courses in which you or your student(s) are enrolled
3. View groups of which you or your student(s) are a member
4. View your Resources (Resources are files or items stored for your own use or accessible through your groups or schools)
5. View Grades or a Grade Report for your student(s)
6. Search for users or groups
7. View a calendar of upcoming events or assignments
8. Send or view messages
9. View notifications
10. Toggle between your account or your student(s)' account.



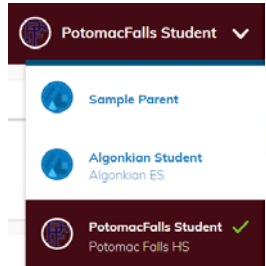
+



Accessing your student's courses

Method #1:

- Click on your name in the top right hand corner
- Choose your student
- Click on a course to navigate to its main page.



PotomacFalls Student ▾

- Sample Parent
- Algonkian Student
Algonkian ES
- PotomacFalls Student ✓
Potomac Falls HS

Student Activity · Enrollments


Sample HS English Course: Section 1




Method #2:

- Click on your name in the top right hand corner
- Choose your student
- Click on Courses in the top banner
- Choose a course to navigate to its main page

You can easily navigate between courses using this method.



Phoenix (ParentVue) & Schoology

It is important to remember that **Phoenix**  **(ParentVue)** is the official grade book of record for Loudoun County Public Schools.

Assignments completed in Schoology may or may not be included in **Phoenix (ParentVue)** and be used to determine a student's grade in a course.

You can view your child's official progress throughout each quarter in the **Phoenix grade book** through your **ParentVUE** account.



+



Assignments in Schoology

- Assignments can be viewed in the Upcoming panel on the right sidebar of the Schoology course.
- Parents can view status, scores (when applicable), or comments left by the student and teacher on assignments, updates, or discussion prompts.
- Parents can also see the work that has been submitted by their student.

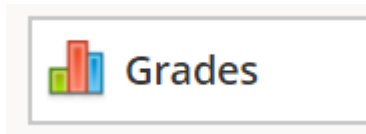


+



Scores in Schoology

→ Parents can also view completion status, scores (when applicable), and or comments left by the teacher on assignments, updates, or discussion prompts from the Grades section of Schoology (accessed from the left-hand menu in a course).



On-going (100%)

Classwork

Pattern Block Challenge 7/29/20 11:59pm 3 / 4

Algonkian, It seems that you are 1 unit measure away from a perimeter equaling 52. Let's attempt to complete a similar shape tomorrow with a perimeter equaling 48.

Homework

Identify lines activity 7/30/20 11:59pm 100 / 100

The screenshot shows a portion of the Schoology interface. It features a vertical list of assignment categories: "On-going (100%)", "Classwork", and "Homework". Under "Classwork", there is an assignment titled "Pattern Block Challenge" with a due date of 7/29/20 at 11:59pm, a progress indicator of 3/4, and a document icon. A comment from a user named "Algonkian" is visible next to it. Under "Homework", there is an assignment titled "Identify lines activity" with a due date of 7/30/20 at 11:59pm and a progress indicator of 100/100.



+



Calendar

- Parents have a personal Schoology calendar and access to view their student's calendars.
 - ◆ This can be accessed by clicking on the Calendar icon on the banner

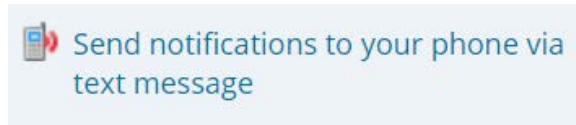
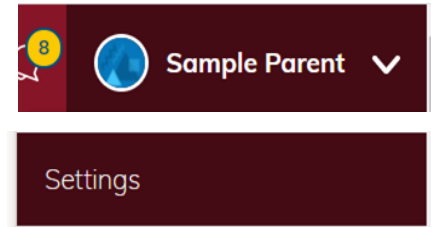


- A color coded legend is at the bottom of the screen to show what calendars are represented.



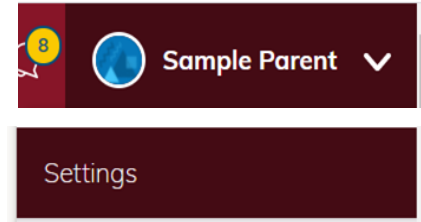
Notifications - Personal

- Found in Settings (in the drop down under your name), you can customize your personal notification settings
- Notifications are sent to the email address affiliated with your ParentVue account.
- You can also activate notifications via text message from this page.



Notifications - Student

- You are able to opt into receive notifications for each student associated with your account.
- You can elect to receive a daily or weekly email digest, and you can elect to receive notifications if an item is overdue on your student's account.



Account

Notifications Account Settings

Parent Email Digest

Receive weekly or daily email reports of your children's activity

Email Summary:

Overdue Submissions Email

Receive an email when an item's due date has passed without a submission from your child.

Email Notification:

[Save Changes](#)



+



Communicating with Teachers

From the Message Center

- You can communicate directly from the message center if you know the name of the person you would like to contact.



New Message



+



To: *

Subject: *

Message:

From Your Student's Course

- You send a message to the Admin(s) of your student's course by clicking into their course.
- The name of the Admin(s) is/are on the right hand panel of the course.

3 Admins ·



+



Schoolology for Parents