

HOW TO LOG-IN TO SCHOOLOGY


Loudoun County Public Schools is now using Schoology, an integrated learning management solution that provides one-stop access to everything students need for their learning. Schoology allows students, parents, and teachers to connect and engage, whether learning in school or at a distance.

HOW CAN PARENTS LOG-IN TO SCHOOLOGY?


STEP 1: OPEN ParentVUE AT portal.lcps.org AND CLICK "I AM A PARENT" TO LOG-IN



STEP 2: CLICK ON "Schoology"



STEP 3: SELECT "Schoology Login"



HOW CAN STUDENTS LOG-IN TO SCHOOLOGY?

STEP 1: LOG-IN TO YOUR CHILD'S CHROMEBOOK USING YOUR QUICKCARD



STEP 2: CLICK ON LCPSGO (<http://go.lcps.org>) AND SIGN IN MANUALLY OR BY USING YOUR QUICKCARD



TO SIGN IN MANUALLY, ENTER YOUR CHILD'S USERNAME AND PASSWORD:

Username: 1234567@lcps.org

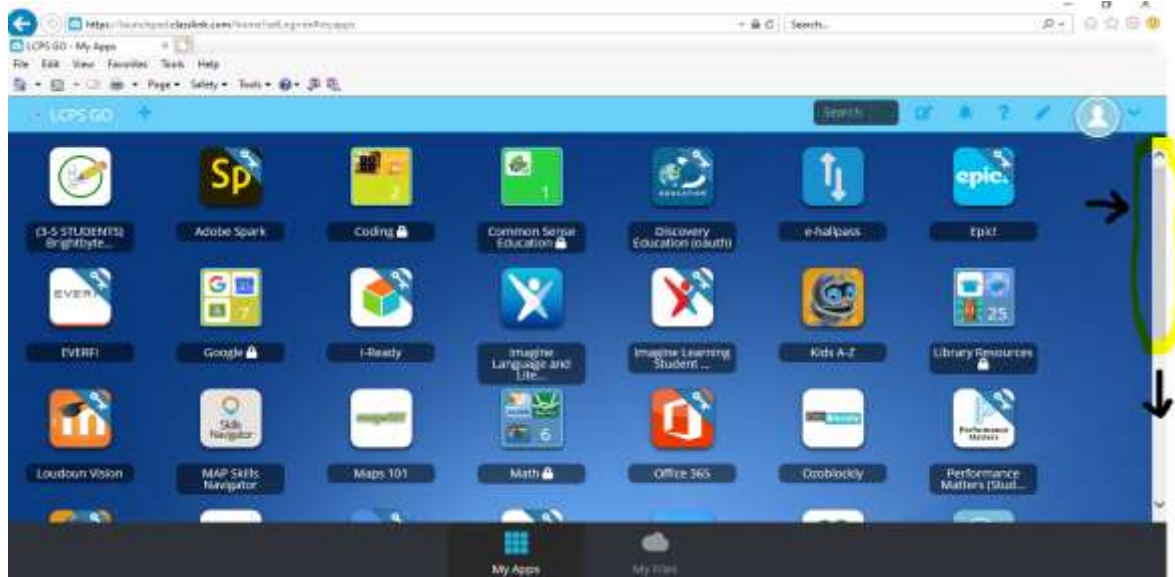
(Student e-mail address or your child's 7 digit student ID number/lunch number)

Password: XXXX (4 digits – birthday month and date; For example, May 04 is 0504)

TO SIGN IN USING YOUR QUICKCARD, CLICK:



STEP 2: ONCE IN LCPSGO, USE THE COMPUTER'S TOUCH SCREEN OR SIDE BAR (HIGHLIGHTED IN YELLOW BELOW) TO SCROLL UP AND DOWN TO SEE ALL APPLICATIONS.



STEP 3: FIND AND CLICK ON THE "SCHOOLGY" APPLICATION ICON TO ENTER



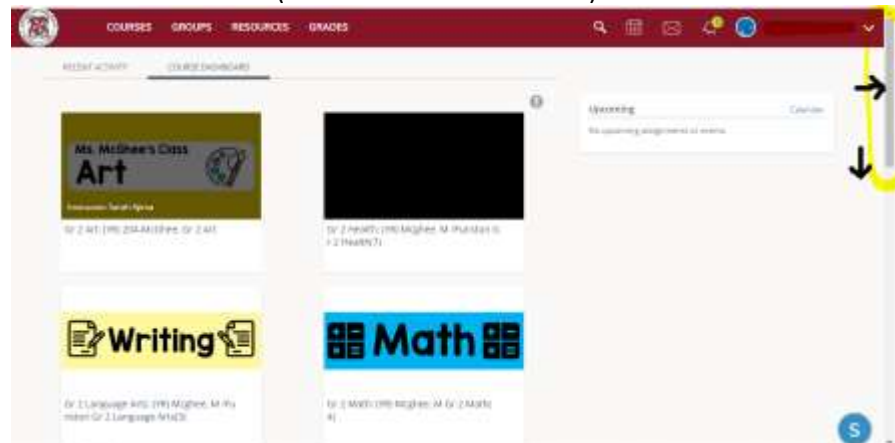
WHERE DOES MY CHILD NEED TO GO ON THE FIRST DAY OF SCHOOL?

The first day of school is Tuesday, September 08, 2020. The virtual school day will begin at 8:00 AM.

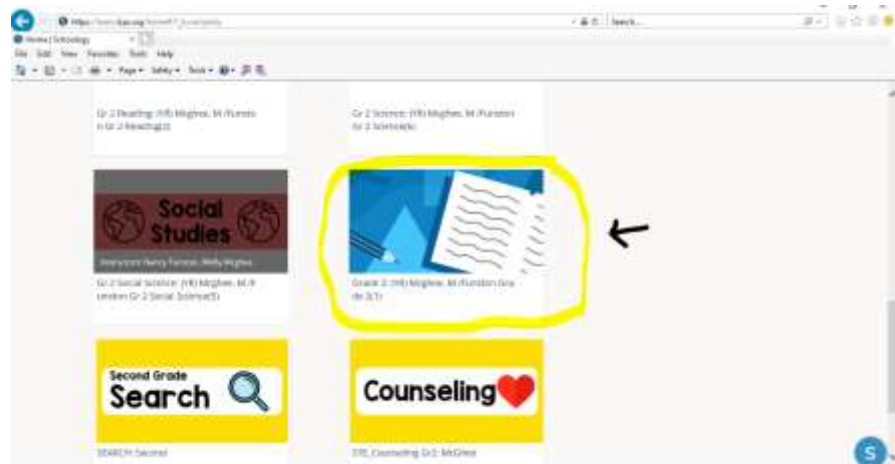
STEP 1: LOG-IN TO SCHOOLGY FOLLOWING THE STEPS ABOVE



STEP 2: ONCE IN SCHOOLGY, YOU WILL BE ON THE "Course Dashboard." USE THE COMPUTER'S TOUCH SCREEN OR THE SIDE SCROLL BAR (HIGHLIGHTED IN YELLOW) TO SCROLL UP AND DOWN AND SEE ALL COURSES.



STEP 3: SCROLL DOWN TO FIND THE COURSE THAT HAS YOUR TEACHER'S NAME OR PICTURES. THE COURSE WILL NOT HAVE A SUBJECT. THEN CLICK TO ENTER THE COURSE.



STEP 4: IN YOUR TEACHER'S COURSE, FIND AND CLICK ON THE GOOGLE MEET ICON OR LINK TO JOIN YOUR CLASS AT 8 AM.

EXAMPLE:

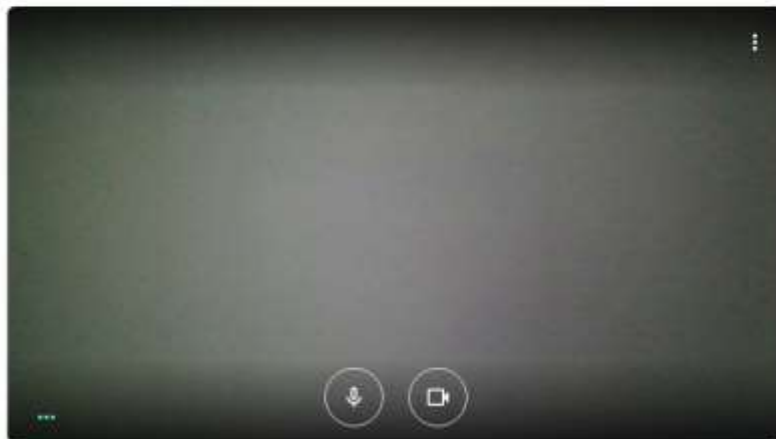


GOOGLE MEET LINKS USUALLY HAVE A 10 LETTER MEETING CODE ON THE END AND WILL LOOK LIKE THIS:

<https://meet.google.com/XXX-XXXX-XXX>

STEP 5: ONCE YOU CLICK THE GOOGLE MEET ICON OR LINK, IT SHOULD TAKE YOU TO THE GOOGLE MEET PAGE.

If this is your first time using Google Meet, your device will ask you to accept using the microphone and video features. Click Accept or Continue.



ONCE YOU ARE READY TO JOIN, CLICK "JOIN NOW" TO ENTER.

TIP: YOU MAY CLICK THE MICROPHONE ICON AND THE VIDEO ICON TO TURN THEM ON AND OFF.

- PLEASE MUTE YOUR MICROPHONE WHEN THE TEACHER IS SPEAKING.
- PLEASE HAVE YOUR VIDEO ON SO THE TEACHER CAN SEE YOU.



THE ICONS WILL APPEAR IN RED IF THEY ARE OFF.