

Now that you're a
SENIOR!

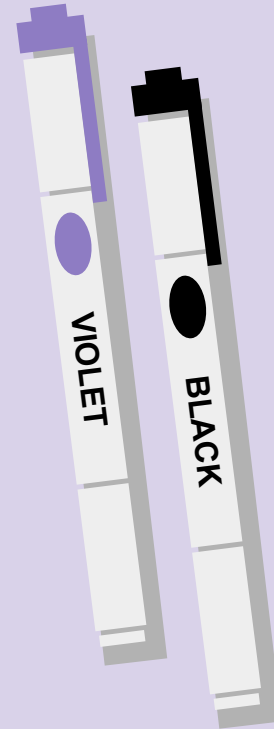
**Information for the class of
2021**

YOUR SENIOR COUNSELORS

Mrs. Candala R. Grim, A-G
Candala.Grim@lcps.org

Mrs. Adria Frie, H-0
Adria.Frie@lcps.org

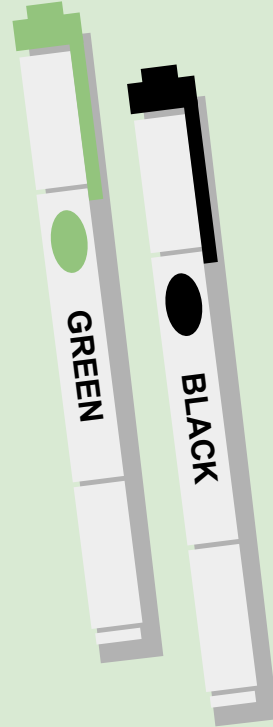
Mrs. Shelli Cook, P-Z
Shelli.Cook@lcps.org

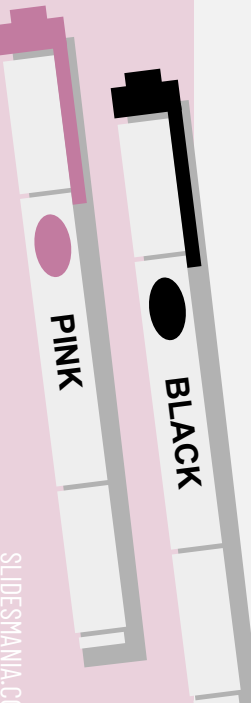


NAVIANCE

If you are having Technical Difficulties, please email your counselor and your password can be reset for you.

- ▶ ONE OF YOUR BEST FRIENDS DURING THE COLLEGE PROCESS!!!
- ▶ Students will access NAVIANCE via their LCPSGO
- ▶ Naviance Tabs to Focus on
- ▶ Review your Post Secondary Goals
- ▶ College
 - ▶ Scattergrams
 - ▶ SuperMatch
 - ▶ Colleges I'm Thinking About
 - ▶ Colleges I'm Applying To
- ▶ Continue Working on your Resume
- ▶ Scholarships
- ▶ Teacher Letter of Recommendation





Still undecided
about your post
high school
plans??

Complete the following
assessments in Naviance

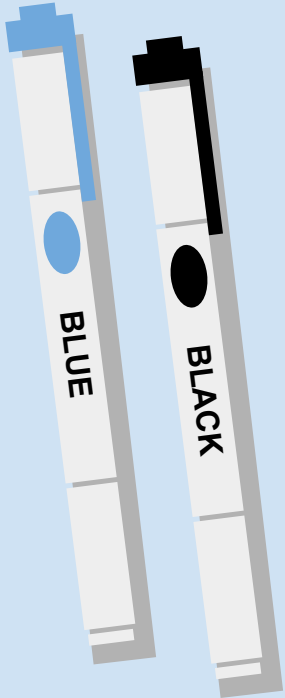
- Strength Explorer
- Career Interest Profile

Engage in family discussions
regarding

- Thoughts regarding career choice
- Career lifestyle
- What it takes to reach your career goals



FALL ACTION ITEMS



Update your "Colleges I'm Think About" list in Naviance to include ONLY colleges that you are planning on applying to!

The number of colleges you should apply to depends on your specific situation.

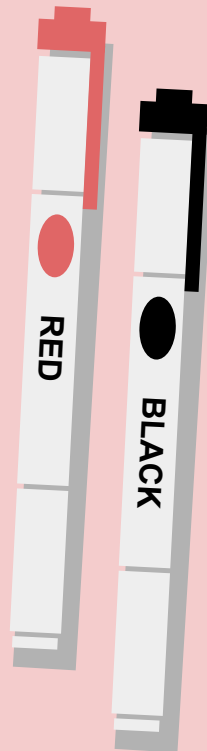
The standard thinking from counselors has been that the average college-bound student should apply to about 6-8 colleges: 2-3 reach colleges, 2-3 target colleges, and 2 safety schools.

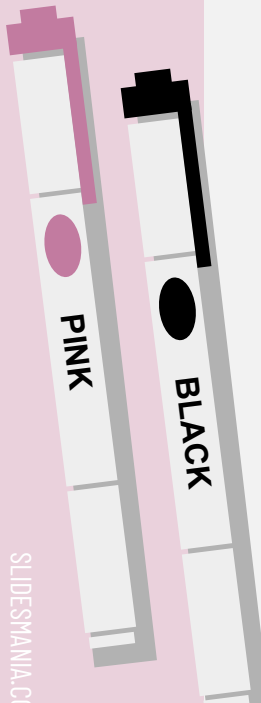
Reach schools are colleges that are unlikely to offer you admission (less than a 30% chance),

Target schools are colleges that you have a decent chance of gaining admission to (a 30%-80% chance), and


Safety schools are colleges to which you're almost guaranteed of admission based on your qualifications (greater than a 80% chance).

It is important to select a safety school that you will want to actually attend. Do not pick a "safety" school just because you can get in. Make sure the school has the major(s) you are looking for and it is a school you will feel comfortable attending.





You can determine which schools that are reach, target, and safety schools by logging into Naviance and viewing the Colleges' Scattergrams.



The Scattergrams highlight Valley students' admissions decisions and their GPA and SAT/ACT scores.

The next slide is a Scattergram for James Madison University.

When looking at your Scattergram look for the light blue circle with a person in it. This is where your GPA and current SAT/ACT (PSAT scores if you have not taken the SAT/ACT) have you plotted on the graph. Green indicates Accepted, Red X indicates Denied admission, and Dark Blue indicates Waitlisted/Deferred admission.



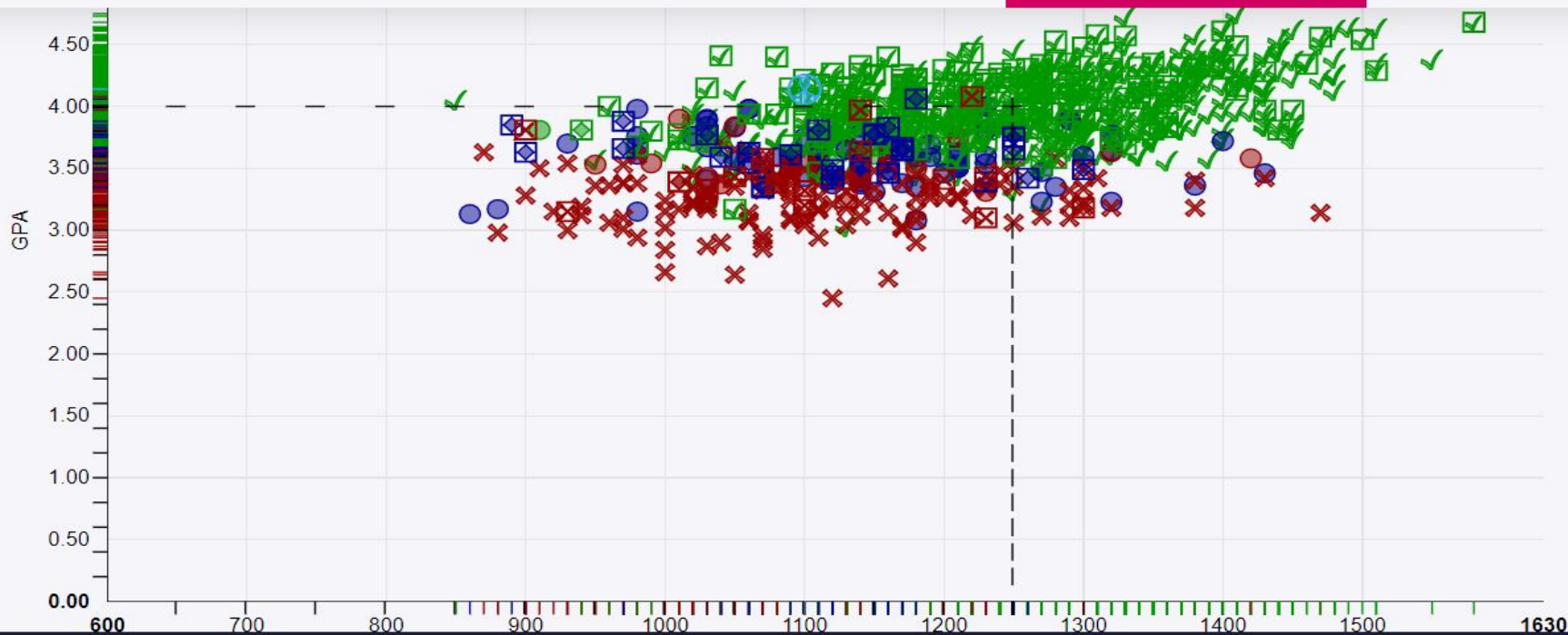
Overview

Studies

Student Life

Admissions

Costs



Determine if you will be applying to the schools via the school based application, Common App, Coalition App or Common Black College App

You may find yourself applying on several platforms. That is ok, JUST KEEP track of your login and pw for each platform.... Counselors do not have access to this information!

What is the Common App? The Common Application is an undergraduate college admission application that applicants may use to apply to more than 900 colleges and universities.

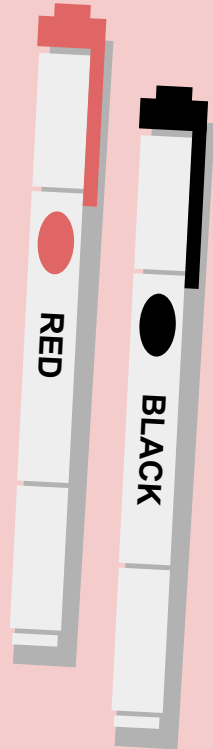
<https://www.commonapp.org/>

What is the Coalition App? The Coalition for College Access application is an undergraduate college admission application that applicants may use to apply to more than 140 colleges and universities.

<https://www.coalitionforcollegeaccess.org/>

What is the Common Black College App? The Common Black College Application (CBCA) is an undergraduate college admissions application for more than 55 Historically Black Colleges and Universities (HBCU) for one application fee.

<https://commonblackcollegeapp.com/>



While filling out your application, REMEMBER

Do not hit submit until everything is perfect!!

Quadruple check everything!

Ask a friend, family member, or trusted adult to review your application with fresh eyes!

Spelling and grammar errors will negatively impact your admissions read!

FAQ's about applications

CEEB code is 471803

LCPS is on a 4.0 GPA Scale

GPA and Rank are Weighted

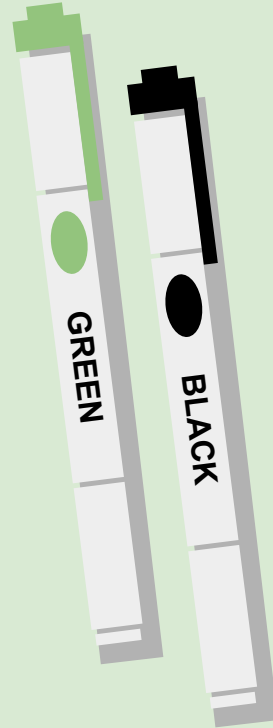
We are on a Block Schedule (Year)

GPA, Rank, and Class size can be found on your transcript in the bottom left corner of your transcript

Your transcript is loaded onto your StudentVue Documents tab (Only accessible on the Computer version of StudentVue)

SAT/ACT scores are sent by you through SAT/ACT directly to the college, if required

Transcript Request Form is required for EACH school you are applying to



Once you
determine how
you will apply,
begin working on
your College
Admissions
Essays

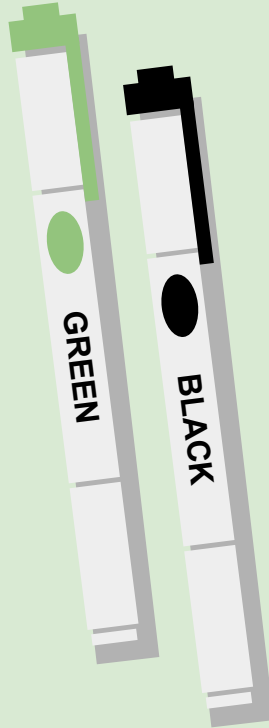
Your goal is to have an amazing rough draft by the end of August to have your English teacher or another trusted adult review.

If you are apply using the school based application, go to the school's admissions page for their essay questions.

If you are applying using either Common App or Coalition App, click the hyperlinks below for their list of essay questions.

[2020-21 Common App Essay Prompts](#)

[2020-21 Coalition For College Access Essay Prompts](#)



Tips for a Stellar College Application Essay By Princeton Review

<https://www.princetonreview.com/college-advice/college-essay>

Write about something that's important to you.

It could be an experience, a person, a book—anything that has had an impact on your life.

Don't just recount—reflect!

Anyone can write about how they won the big game or the summer they spent in Rome. When recalling these events, you need to give more than the play-by-play or itinerary. Describe what you learned from the experience and how it changed you.

Being funny is tough.

A student who can make an admissions officer laugh never gets lost in the shuffle. But beware. What you think is funny and what an adult working in a college thinks is funny are probably different. We caution against one-liners, limericks and anything off-color.

Start early and write several drafts.

Set it aside for a few days and read it again. Put yourself in the shoes of an admissions officer: Is the essay interesting? Do the ideas flow logically? Does it reveal something about the applicant? Is it written in the applicant's own voice?

No repeats.

What you write in your application essay or personal statement should not contradict any other part of your application—nor should it repeat it. This isn't the place to list your awards or discuss your grades or test scores.

Answer the question being asked.

Don't reuse an answer to a similar question from another application.


Have at least one other person edit your essay.

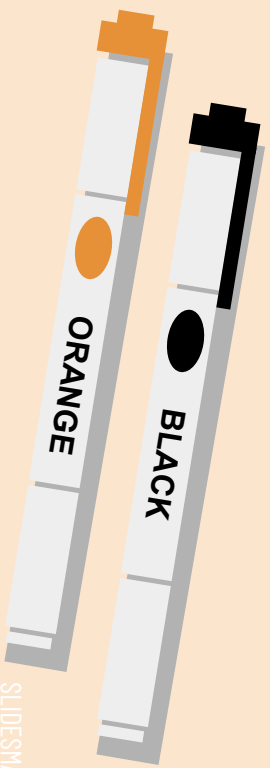
A teacher or college counselor is your best resource. And before you send it off, check, check again, and then triple check to make sure your essay is free of spelling or grammar errors.



Tips for a Stellar College Application Essay By Princeton Review

[https://www.princetonreview.com/college
-advice/college-essay](https://www.princetonreview.com/college-advice/college-essay)





1. Write about something that's important to you.

It could be an experience, a person, a book—anything that has had an impact on your life.

2. Don't just recount—reflect!

Anyone can write about how they won the big game or the summer they spent in Rome. When recalling these events, you need to give more than the play-by-play or itinerary. Describe what you learned from the experience and how it changed you.

3. Being funny is tough.

A student who can make an admissions officer laugh never gets lost in the shuffle. But beware. What you think is funny and what an adult working in a college thinks is funny are probably different. We caution against one-liners, limericks and anything off-color.

4. Start early and write several drafts.

Set it aside for a few days and read it again. Put yourself in the shoes of an admissions officer: Is the essay interesting? Do the ideas flow logically? Does it reveal something about the applicant? Is it written in the applicant's own voice?

5. No repeats.

What you write in your application essay or personal statement should not contradict any other part of your application—nor should it repeat it. This isn't the place to list your awards or discuss your grades or test scores.

6. Answer the question being asked.

Don't reuse an answer to a similar question from another application.

7. Have at least one other person edit your essay.

A teacher or college counselor is your best resource. And before you send it off, check, check again, and then triple check to make sure your essay is free of spelling or grammar errors.

Determine how many Letters of Recommendation you will need for the application process

Each school is unique. Some schools will not require letters of recommendation, while others will be very specific regarding the number and from whom the letters should be written. Schools will detail their requirements on their admissions webpage.

Due to COVID, you will not have the opportunity to ask your teacher face-to-face. Email your teacher to determine if they are willing to write you a letter of recommendation. If they agree, promptly supply them with any documentation that they request. Be sure to also include details regarding when your applications are due and to which schools you are applying.

Begin asking your teachers to write you a letter of recommendation ASAP. Some teachers cap the number of letters they write per year.

Do not over ask! The max you will need is 2 teachers and 1 counselor. Keep in mind, though, many schools do not require letters. CHECK THE SCHOOL'S ADMISSIONS PAGE FOR DETAILS!

Then, log into Naviance and formally request a letter of recommendation.

You will:

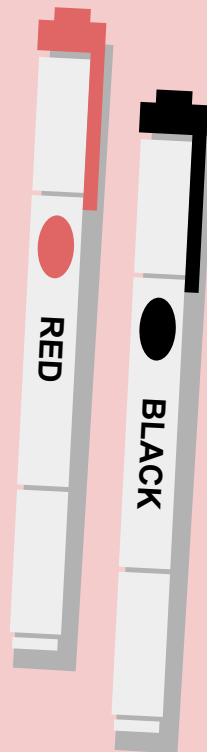
1. Click the "College Home" tab
2. Scroll down to "Applying to College" and click the "Letter of Recommendation" link
3. Click "Add a Request" and complete the questions asked.

This should be done AFTER you have a conversation/email exchange with the teacher AND the teacher has agreed to write you a letter!

Check out the [Video](#) for this process on LVHS/School Counselor/Senior webpage & Senior Schoology!

Be sure to write a HANDWRITTEN thank you note to those that write you a letter of recommendation!! Individuals spend around 2 to 3 hours writing your letter during their "free time". Your note of thanks will mean the world to them!

Due to COVID, you may mail the note directly to the Loudoun Valley!



**Determine if you will
be applying Early
Decision, Early Action,
Regular Decision,
and/or Rolling Decision**

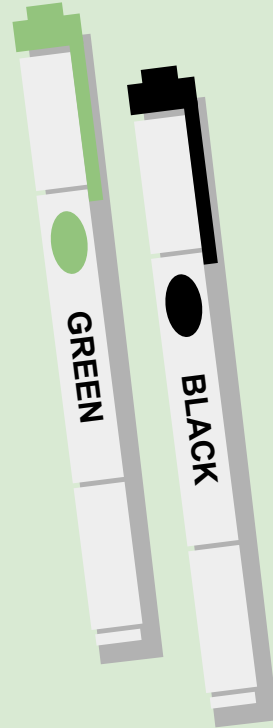
Please keep in mind how the college entrance exams will be factored into the admissions decision. If the school is not a Test Optional school or you want the school to review your SAT/ACT scores, you will need your test scores to the college by the due date of your application.

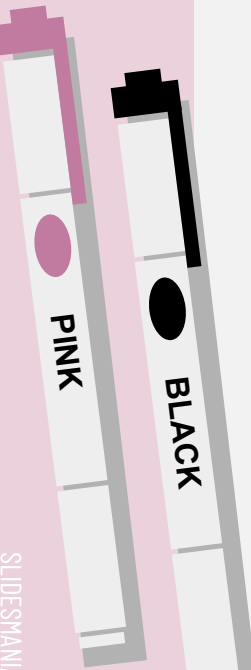
Early Decision -- Plans are binding – a student who is accepted as an Early Decision applicant must attend the college. **You can only apply to 1 Early Decision school!**

Early Action -- Plans are nonbinding – students receive an early response to their application but do not have to commit to the college until the normal reply date of May 1. There is no limit to the number of schools you can apply Early Action.


Regular Decision -- The normal process by which students apply by published deadlines, with promise of receiving an admissions decision no later than April 1 of their senior year.

Rolling Decision -- An application process that will provide an admissions decision typically within 2 weeks of submitting a complete application.





Applying to Honors Colleges and Specific Schools within a University ie UVA School of Nursing, VCU School of Art, JMU Honors College



Be mindful that some institutions have a different process from general admissions.

Determine if you need to send an additional transcript and/or recommendations to the specialized program you are applying to.

This will require an additional transcript request form for the transcript to be **MAILED!**

Typically, these specialized programs will not accommodate electronic transcripts. Allow plenty of time to accommodate the US Postal Service.

TO DO:

Submit a Transcript Request form for EACH school you are applying to!

Fill out the

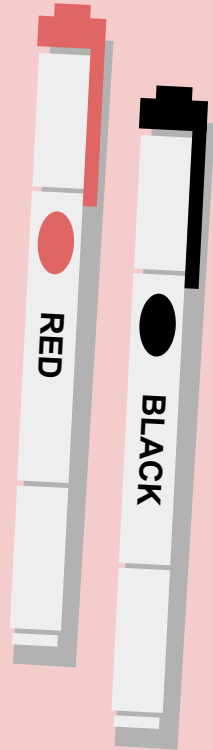
[Loudoun Valley Transcript Request Form](#)

& email it to

lvtranscriptrequest@lcps.org


You will find the transcript request link on both the Loudoun Valley/School Counseling/Senior Website and the Senior Schoology platform.

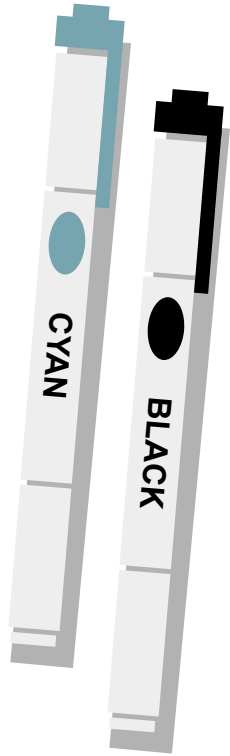
It is recommended that you activate your “read request” feature in your email to ensure that the request was received and opened!



TO DO:

Determine if the
schools you are
applying to will need
SAT/ACT
test scores ...



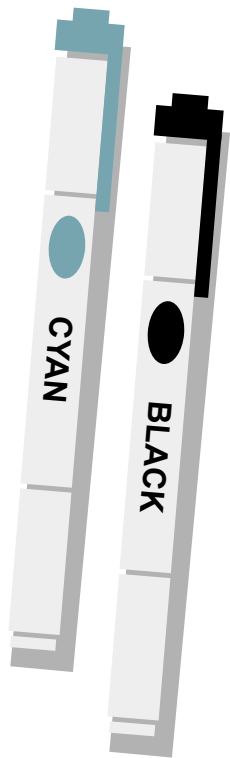


Due to COVID-19, many schools will be going test optional for the class of 2021.

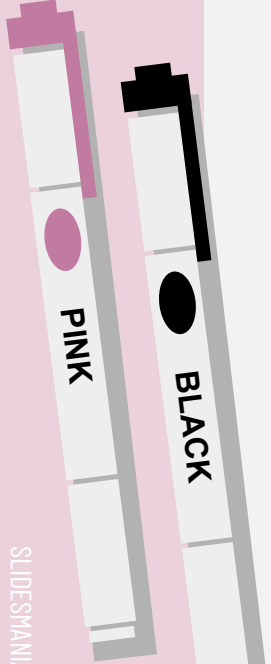
Visit the college/university's admissions page to determine how they will be handling college entrance testing for this application year.

*** Many scholarships have an ACT/SAT component. It is too early to determine how COVID will alter this, so it's better to be prepared.

SAT/ACT Registration Information



- ▶ You will register for the tests directly on the SAT/ACT websites
 - ▶ SAT - <https://collegereadiness.collegeboard.org/sat/register>
 - ▶ ACT - <http://www.act.org/content/act/en/products-and-services/the-act/registration.html>
- ▶ If you are on Free/Reduced lunch, please email your school counselor for a SAT/ACT fee waiver.
- ▶ **New COVID-19 Testing options are trickling out** – sign up with ACT/SAT to receive their updates as more details will be released.



What are the Differences Between the SAT & ACT ?

SAT - is more of a reasoning test

- Evidence Based Reading & Writing
 - Reading (52 questions in 65 minutes)
 - Writing (44 questions in 35 minutes)
- Math (58 questions in 80 minutes)
- Register via <https://www.collegeboard.org/>


ACT - is an achievement test that focuses on school curriculum-based skills

- Reading (75 questions in 45 minutes)
- Writing (40 questions in 35 minutes)
- Math (60 questions in 60 minutes)
- Science (40 questions in 35 minutes)
- Register via <https://www.act.org/>

Customized Free SAT Prep Courses

Link your Khan Academy & College Board accounts for a free SAT Prep Course customized for you based on your PSAT or recent SAT test scores!

Go to www.satpractice.org



ATTEND COLLEGE FAIRS & COLLEGE VISITS @ VALLEY

****Due COVID these events and dates are subject to change. Please check LVHS/School Counseling/Career Center website for updates and Virtual Visits**

Virtual College Visits

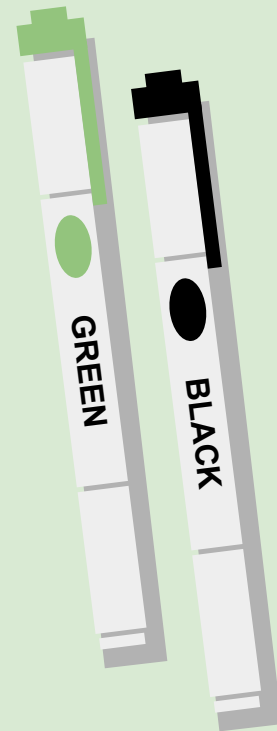
Please check the College admissions page for details

College Fairs

- [Virtual College Fairs for Students](#)

LCPS Gap YearFair
TBD

Career & Apprenticeship
Fair TBD



Begin Thinking about Financial Aid:

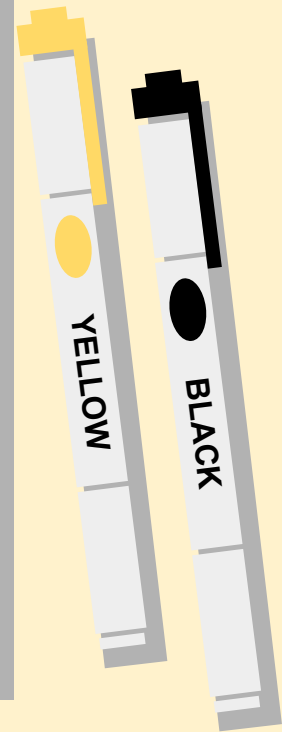
Join us for Valley's Financial Aid night (Virtual Date TBD)

Begin looking at scholarship opportunities

- Check Naviance for scholarships being offered current seniors in Naviance
- Sign-up for Scholarship search sites (LVHS Counseling page)
- Review Financial Aid/Scholarship pages for the institutions your student is considering applying to

Plan on completing the FAFSA October 1, 2020

- You need to have your 2019 taxes compiled in order to complete the FAFSA
- Many institutions will not award internal scholarships without the FAFSA completed, so it is beneficial to complete the application regardless of your income.
- Some schools will also require a CSS Profile. This will be highlighted on both the college/universities' admission and financial aid webpages.



NOVA -FAFSA FINANCIAL AID PRESENTATIONS

We have provided links to the NOVA FAFSA Presentations that we presented in May, 2020. These recordings of the presentations are available in English and Spanish on the NOVA website.

Financial Aid Essentials – For New Students

<https://blogs.nvcc.edu/financialaid/financial-aid-essentials-recorded-presentations/>

Financial Aid Essentials – For Parents

<https://blogs.nvcc.edu/financialaid/financial-aid-essentials-recorded-presentations/>

Financial Literacy 101

<https://blogs.nvcc.edu/financialaid/financial-literacy-101-recorded-presentation/>

Financial Literacy 101 (Spanish version)

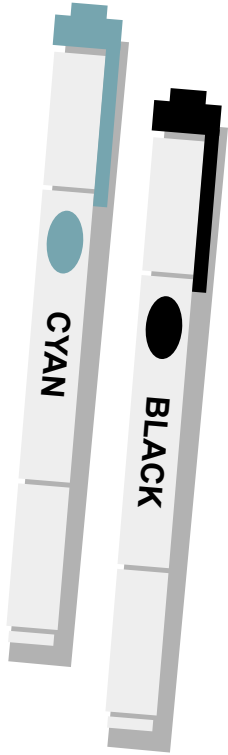
https://vccs.zoom.us/rec/share/2-VzBY_i2zLYIXOzRrcO7ACBJ60X6a81HcarvRemB1Z_Ru745rg-OUm-uJLTN89

PINK

BLACK

College Board Opportunity Scholarships

Visit [cb.org/opportunity](https://collegeboard.org/opportunity) for details



ARE YOU LOOKING TO
ENGAGE IN YOUR
SPORT AT COLLEGE?

Log onto [NCAA Eligibility Website](#) to
create your account.

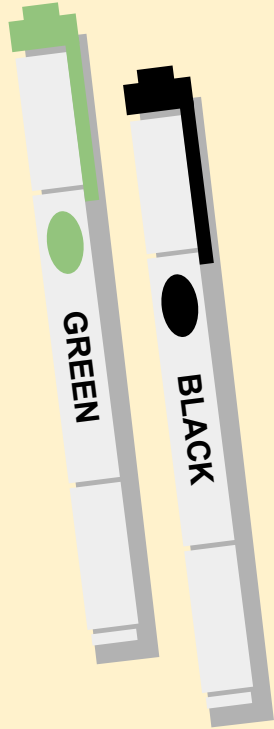
Be sure to read the COVID-19
Updates to determine how they will
affect your eligibility

Request your SAT/ACT scores to
be sent to NCAA, if you have them

SAT/ACT NCAA Code - 9999

Complete the [Loudoun Valley Transcript
Request Form](#) to send NCAA an official
transcript.

[NCAA FAQ Page](#)



How to Prepare for your Senior Meeting w/your counselor

Have all your college questions ready....

Know which colleges you are applying to and their due dates

This list should mirror your "Colleges I'm Apply to" list in Naviance

If you are applying via the Common App, "Match" your Common App and Naviance accounts

Instructions on how to match are found on the Loudoun Valley Senior Webpage and Senior Schoology Platform

[Loudoun Valley Senior Webpage](#)

If your college requests a counselor recommendation it is required that you complete your Student and Parent Insight sheets

Insight sheets are found on Loudoun Valley Senior Webpage

Complete your

[Loudoun Valley Transcript Request Form](#)

We recommend you submit at least 2 weeks prior to your application due date - one form per school!

It is recommended that you upload your most recent resume to Naviance

Submit an official request for letter of recommendation in Naviance - After you have asked your teacher! (You do not request your counselor)

[How to Video: How to Request a Teacher Letter of Recommendation](#)

Your School Counselor will reach out to you regarding their process on scheduling senior meetings

