

Hi, Ima B. Student

School Name: John F. Kennedy High School, School Code: 123456
2015, Grade 10
Student I.D. #24068907
Optional Code: #00
Access Code: A02670146P

 CollegeBoard /  NATIONAL MERIT
SCHOLARSHIP CORPORATION

PSAT/NMSQT[®]

Preliminary SAT/National Merit Scholarship Qualifying Test

Your Score Report

Get your full report online
studentscores.collegeboard.org

access code **A02670146P**



SAT[®] Practice

Connect to FREE, world-class
SAT practice online on
khanacademy.org/sat



AP[®] and Course Work

See which AP courses may
be a good match for you



Register for the SAT

Select an SAT test date and
register for it now

Your Evidence-Based Reading and Writing Score

380 | 160 to 760

Your Nationally Representative **18th** Sample Percentile



! Your scores indicate you are close to being on track for college readiness, but you need to continue to strengthen your skills.

Let's get you back on track, so you won't have to take noncredit courses in college. You have free, personalized recommendations waiting for you on khanacademy.org/sat

Your Total Score

860 | 320 to 1520

Your Nationally Representative **28th** Sample Percentile

Keep in mind, the PSAT/NMSQT® and SAT are on the same scale.

Your score shows you how you would have scored that day on the SAT®.¹ How well you do depends on what you do next!

Your Math Score

480 | 160 to 760

Your Nationally Representative **47th** Sample Percentile



✓ You are on track for college readiness.

Stay on track and continue your progress. Start now with your free, personalized recommendations waiting for you on khanacademy.org/sat


The College and Career Readiness Benchmark

Reaching your grade-level Benchmark means that you are likely on track to be ready to succeed in select first-year, credit-bearing college courses

■ Need to strengthen skills ■ Approaching Benchmark ■ Meets or exceeds Benchmark

*The red, yellow, and green ranges in the test scores and subscores reflect your areas of strengths and weaknesses compared to the typical performance of students in your grade

Test Scores 8 to 38 range*



Cross-Test Scores 8 to 38 range

19 Analysis in History/Social Studies
18 Analysis in Science

When you take tests more than once, your scores may differ slightly upon each testing occasion. This expected variation is considered your score range, and reflects the range your scores will likely fall in upon retesting. For the PSAT/NMSQT®, these ranges are approximately:

Total: Your score \pm 40 points.
Section: Your score \pm 30 points.
Test Scores and Cross-Test Scores: Your score \pm 3 points.
Subscores: Your score \pm 2 points.

Remember that you will receive scores in the same areas when you take the SAT.

1. Beginning in March 2016

Subscores 1 to 15 range*



Ima B. Student

John F. Kennedy High School, 123456, 2015, Grade 10, I.D. #24068907

National Merit Scholarship Corporation (NMSC) conducts the National Merit® Scholarship Program, an academic competition for recognition and college scholarships. To designate students who qualify for recognition in its 2017 competition, NMSC will consider the 2015 PSAT/NMSQT® Selection Index scores of some 1.5 million test-takers (usually high school juniors) who meet program entry requirements. For more information, please visit: www.nationalmerit.org.

If any of your responses to NMSC's "Entry Requirements" questions (see right-hand column) are inaccurate or there has been a change in plans that may affect program entry, write immediately to:

National Merit Scholarship Corporation
Attn: Scholarship Administration
1560 Sherman Avenue, Suite 200
Evanston, IL 60201-4897

Include your name and home address along with your high school name, address, and six-digit code number.

Your NMSC Selection Index

124*

NMSC uses a Selection Index based on PSAT/NMSQT scores as an initial screen of students who enter its scholarship programs. To calculate your Selection Index, double the sum of your Reading, Writing and Language, and Math Test scores.

Eligibility Information

The asterisk () next to your Selection Index means you **do not** meet entry requirements for the 2017 National Merit Scholarship Program. See your responses to entry requirements to the right.

NOTE: Students leaving high school and entering college in 2018 or later must take the PSAT/NMSQT again in their 3rd year (junior year) of grades 9–12 to enter the National Merit Scholarship Program.

Entry Requirements

(Information you provided on your answer sheet)

High school student:

YES

Year to complete high school and enroll full-time in college:

2018

Years to be spent in grades 9–12:

4

U.S. Citizenship:

NO, but I am a U.S. lawful permanent resident (or have applied for permanent residence, the application for which has not been denied) and I intend to become a U.S. citizen at the earliest opportunity allowed by law.

Your Scores: Next Steps

Your score indicates that you are already likely able to:

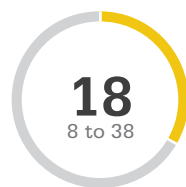
Reading Test

Improve your skills by focusing on:

Revise text as needed to improve the exactness or content appropriateness of word choices within somewhat challenging texts

Retain or add information or ideas to a piece of a text to support claims or points in somewhat challenging text

Revise somewhat challenging text to ensure that information is presented in the most logical order



Retain or add information or ideas to a piece of text to support claims or points in challenging text

Use a variety of sentence structures to accomplish a rhetorical purpose such as persuading an audience

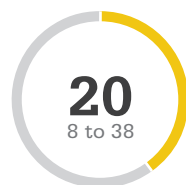
Revise text as needed to improve the exactness or content appropriateness of word choices within challenging texts

Writing and Language Test

Draw reasonable conclusions from somewhat challenging texts

Describe the overall structure of a somewhat challenging text

Identify claims and counterclaims explicitly stated in a somewhat challenging passage



Draw reasonable inferences and logical conclusions from challenging texts

Analyze information presented quantitatively in such forms as graphs, tables, and charts and relate that information to information presented in somewhat challenging text

Determine how the selection of specific words shapes meaning and tone in a challenging passage

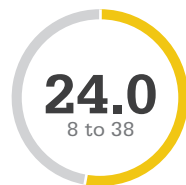
Math Test

Interpret a linear inequality in one variable with rational coefficients that represents a context. Select the equation of a line of best fit and interpret the slope and intercept of the line in the context of the situation (when a linear model is appropriate)

Interpret sample statistics understanding and using margin of error

Solve and interpret a quadratic function or equation that represents a context and requires multiple steps

Calculate and interpret frequency distributions using tables and other representational methods



Determine how a graph may be affected by a change to its equation

Determine the value of a constant or coefficient for an equation with no solution or infinitely many solutions

Using a specified model, make a prediction and compare the predicted values with the actual values in the data set

Within a context, compare the center of two separate data sets with different spreads

Determine whether two events are independent given their probabilities

Get more next steps online

studentscores.collegeboard.org



SAT Practice

Connect to FREE, world-class SAT practice online on khanacademy.org/sat



AP® and Course Work

See which AP courses may be a good match for you



Register for the SAT

Select an SAT test date and register for it now

Your Question-Level Feedback

Reading

Question #	Correct	Your Answer	Difficulty	Subscore	Cross-Test Score
1	A	✓	■ ■ ■		
2	B	✓	■ ■ ■	COE	
3	A	✓	■ ■ ■	WIC	
4	C	✓	■ ■ ■		
5	D	✓	■ ■ ■	WIC	
6	B	✓	■ ■ ■		
7	C	B	■ ■ ■	COE	
8	C	✓	■ ■ ■		
9	B	✓	■ ■ ■		
10	B	✓	■ ■ ■		HSS
11	A	✓	■ ■ ■	WIC	HSS
12	A	✓	■ ■ ■	COE	HSS
13	D	✓	■ ■ ■	COE	HSS
14	D	✓	■ ■ ■		HSS
15	A	B	■ ■ ■		HSS
16	C	✓	■ ■ ■		HSS
17	A	✓	■ ■ ■	WIC	HSS
18	C	✓	■ ■ ■		HSS
19	D	B	■ ■ ■		SCI
20	B	✓	■ ■ ■	WIC	SCI
21	A	C	■ ■ ■		SCI
22	B	✓	■ ■ ■	WIC	SCI
23	A	✓	■ ■ ■	COE	SCI
24	A	✓	■ ■ ■		SCI
25	C	✓	■ ■ ■		SCI
26	D	✓	■ ■ ■		SCI
27	C	✓	■ ■ ■	COE	SCI
28	C	✓	■ ■ ■		SCI
29	A	✓	■ ■ ■		HSS
30	B	✓	■ ■ ■		HSS
31	B	✓	■ ■ ■	COE	HSS
32	A	C	■ ■ ■	WIC	HSS
33	D	✓	■ ■ ■		HSS
34	C	✓	■ ■ ■	COE	HSS
35	D	✓	■ ■ ■		HSS
36	A	✓	■ ■ ■		HSS
37	B	✓	■ ■ ■		HSS
38	A	✓	■ ■ ■	WIC	HSS
39	D	✓	■ ■ ■		SCI
40	B	✓	■ ■ ■	COE	SCI
41	A	D	■ ■ ■	WIC	SCI
42	C	∅	■ ■ ■		SCI
43	A	✓	■ ■ ■	WIC	SCI
44	B	A	■ ■ ■		SCI
45	D	✓	■ ■ ■		SCI
46	C	✓	■ ■ ■		SCI
47	D	✓	■ ■ ■	COE	SCI

Writing and Language

Question #	Correct	Your Answer	Difficulty	Subscore	Cross-Test Score
1	A	✓	■ ■ ■	SEC	
2	B	A	■ ■ ■	EOI, COE	
3	A	✓	■ ■ ■	EOI, WIC	
4	C	✓	■ ■ ■	SEC	
5	D	✓	■ ■ ■	EOI, WIC	
6	B	✓	■ ■ ■	SEC	
7	C	✓	■ ■ ■	EOI, COE	
8	C	✓	■ ■ ■	EOI	
9	B	D	■ ■ ■	EOI	
10	B	✓	■ ■ ■	SEC	
11	A	B	■ ■ ■	SEC	
12	A	✓	■ ■ ■	EOI, COE	HSS
13	D	✓	■ ■ ■	EOI, COE	HSS
14	D	✓	■ ■ ■	SEC	
15	A	✓	■ ■ ■	EOI	HSS
16	C	✓	■ ■ ■	SEC	
17	A	✓	■ ■ ■	EOI, WIC	HSS
18	C	B	■ ■ ■	EOI	HSS
19	D	✓	■ ■ ■	SEC	
20	B	✓	■ ■ ■	EOI, WIC	HSS
21	A	✓	■ ■ ■	SEC	
22	B	✓	■ ■ ■	SEC	
23	A	✓	■ ■ ■	SEC	
24	A	✓	■ ■ ■	EOI, WIC	SCI
25	C	B	■ ■ ■	SEC	
26	D	✓	■ ■ ■	EOI	
27	C	✓	■ ■ ■	EOI, COE	SCI
28	C	A	■ ■ ■	SEC	SCI
29	A	✓	■ ■ ■	SEC	
30	B	✓	■ ■ ■	EOI	SCI
31	B	✓	■ ■ ■	EOI, COE	SCI
32	A	✓	■ ■ ■	EOI, WIC	SCI
33	D	✓	■ ■ ■	SEC	
34	C	✓	■ ■ ■	EOI, COE	
35	D	C	■ ■ ■	SEC	
36	A	✓	■ ■ ■	SEC	
37	B	✓	■ ■ ■	EOI	
38	A	✓	■ ■ ■	EOI, WIC	
39	D	✓	■ ■ ■	SEC	
40	B	✓	■ ■ ■	EOI, COE	
41	A	D	■ ■ ■	SEC	
42	A	∅	■ ■ ■	SEC	
43	A	B	■ ■ ■	EOI, WIC	
44	A	✓	■ ■ ■	EOI	

Math Test – Calculator

Question #	Correct	Your Answer	Difficulty	Subscore	Cross-Test Score
1	A	✓	■ ■ ■	HOA	
2	B	✓	■ ■ ■	PSD	
3	A	✓	■ ■ ■	PSD	HSS
4	C	✓	■ ■ ■	HOA	
5	D	✓	■ ■ ■	PSD	
6	B	✓	■ ■ ■	HOA	
7	C	✓	■ ■ ■		
8	C	A	■ ■ ■	PSD	SCI
9	B	✓	■ ■ ■	PSD	SCI
10	B	✓	■ ■ ■	PAM	
11	A	✓	■ ■ ■	HOA	
12	A	✓	■ ■ ■	PSD	
13	D	✓	■ ■ ■	PAM	
14	D	✓	■ ■ ■	PSD	SCI
15	A	✓	■ ■ ■	HOA	
16	C	B	■ ■ ■	PAM	
17	A	✓	■ ■ ■	HOA	
18	C	✓	■ ■ ■	PSD	HSS
19	D	✓	■ ■ ■	PSD	HSS
20	B	✓	■ ■ ■	PAM	
21	A	✓	■ ■ ■	PSD	HSS
22	B	✓	■ ■ ■	PSD	
23	A	✓	■ ■ ■	HOA	
24	A	✓	■ ■ ■	PSD	SCI
25	C	✓	■ ■ ■	PAM	
26	D	✓	■ ■ ■	PSD	SCI
27	C	✓	■ ■ ■	PSD	SCI

Question #	Correct	Your Answer	Difficulty	Subscore	Cross-Test Score
28	1000	1200	■ ■ ■	HOA	
29	10, 12, 14, 16	✓	■ ■ ■	PAM	
30	8.5, 1.6	✓	■ ■ ■	PSD	HSS
31	29	✓	■ ■ ■	PSD	HSS

Math Test – No Calculator

Question #	Correct	Your Answer	Difficulty	Subscore	Cross-Test Score
1	A	✓	■ ■ ■	HOA	
2	B	✓	■ ■ ■	HOA	
3	A	C	■ ■ ■	HOA	
4	C	✓	■ ■ ■	HOA	
5	D	✓	■ ■ ■	PAM	HSS
6	B	✓	■ ■ ■	HOA	
7	C	✓	■ ■ ■	PAM	
8	C	✓	■ ■ ■		
9	B	✓	■ ■ ■	PAM	
10	B	✓	■ ■ ■	PAM	SCI
11	A	✓	■ ■ ■	HOA	
12	A	✓	■ ■ ■	PAM	
13	D	✓	■ ■ ■	PAM	

Question #	Correct	Your Answer	Difficulty	Subscore	Cross-Test Score
14	7	✓	■ ■ ■	PAM	
15	8	✓	■ ■ ■	HOA	
16	4.5 or 9/2	✓	■ ■ ■	PAM	
17	1000	✓	■ ■ ■	HOA	

Key:

- ✓ Correct
- ∅ Omitted
- U Unscorable
- ■ ■ Easy
- ■ ■ Medium
- ■ ■ Hard

Subscore:

- COE Command of Evidence
- WIC Words in Context
- EOI Expressions of Ideas
- SEC Standard English Conventions
- HOA Heart of Algebra
- PSD Problem Solving and Data Analysis
- PAM Passport to Advanced Math

Cross-Test Score:

- HSS Analysis in History/Social Studies
- SCI Analysis in Science

access code
A02670146P

See the questions and
answer explanations online

studentscores.collegeboard.org

© 2015 The College Board, AP, SAT, and the acorn logo are registered trademarks of the College Board. PSAT/NMSQT is a registered trademark of the College Board and National Merit Scholarship Corporation. National Merit and the corporate "Lamp of Learning" logo are federally registered service marks of National Merit Scholarship Corporation. Visit the College Board on the Web: collegeboard.org. You can also visit National Merit Scholarship Corporation at www.nationalmerit.org

Khan Academy is a registered trademark in the United States and other jurisdictions.