

**School Board Adopted
FY 2022 - FY 2027
Capital Improvement Program
Capital Asset Preservation Program
FY 2028 - FY 2051 Capital Projects Forecast**

December 15, 2020

LOUDOUN COUNTY PUBLIC SCHOOLS

21000 Education Court

Ashburn, Virginia 20148

Email: schools@lcps.org

LOUDOUN COUNTY SCHOOL BOARD

Brenda Sheridan, Chair
Sterling District

Atoosa Reaser, Vice Chair
Algonkian District

Harris Mahedavi
Ashburn District

Ian Serotkin
Blue Ridge District

Leslee King
Broad Run District

John Beatty
Catoctin District

Jeff Morse
Dulles District

Beth Barts
Leesburg District

Denise Corbo
County, At Large

SUPERINTENDENT
Eric Williams, Ed.D.

ASSISTANT SUPERINTENDENT, DEPARTMENT OF SUPPORT SERVICES
Kevin Lewis, PE

An electronic copy of this document can be found on the school system's website at www.lcps.org.



LOUDOUN COUNTY PUBLIC SCHOOLS

21000 Education Court
Ashburn, Virginia 20148
Telephone: 571-252-1020

December 15, 2020

Loudoun County Board of Supervisors
1 Harrison Street, SE
Leesburg, Virginia 20175

Madam Chair and Members of the Board of Supervisors:

On behalf of the Loudoun County School Board, I am transmitting the School Board's adopted Fiscal Year 2022 (FY 2022) Capital Improvement Program (CIP) and Capital Asset Preservation Program (CAPP) budgets for Loudoun County Public Schools (LCPS). Project recommendations include the construction of new schools in high growth areas, the provision of renewals and alterations to existing facilities, the addition of classrooms to address capacity deficits in targeted areas, the development of other school support facilities to meet staff programmatic and space needs, and CAPP funding to provide necessary maintenance and replacement of facility system components.

Details of the specific projects recommended in the CIP and CAPP budgets are provided on subsequent pages of the document. The CIP budget is based on current conditions and enrollment trends, with funding provided and timed accordingly for the highest priority capital projects. The CIP budget presents capital facility needs over a 30-year period, divided into three distinct timeframes: a short-term budget (FY 2022 – FY 2027), a mid-term plan (FY 2028 – FY 2031), and a long-range outlook (FY 2032 – FY 2051).

The School Board looks forward to discussing with you our capital plans to meet both the community and public-school needs of Loudoun County.

Sincerely,

A handwritten signature in black ink that reads "Brenda L. Sheridan".

Brenda L. Sheridan, Chair
Loudoun County School Board

**Loudoun County Public Schools
School Board Adopted FY 2022 – FY 2027
Capital Improvement Program (CIP)
Capital Asset Preservation Program (CAPP)
FY 2028 – FY 2051 Capital Projects Forecast**

HOW TO USE THIS DOCUMENT

This budget is divided into three main sections: the Capital Improvement Program (CIP), the Capital Asset Preservation Program (CAPP), and School Planning information including enrollment, capacity and building utilization. A glossary and appendices are also provided with additional student enrollment and LCPS facility information.

The CIP section is comprised of the following subsections, each with its own tab to help in document navigation:

- The **Executive Summary** presents a comprehensive summary of LCPS' six-year capital budget for FY 2022 - FY 2027, and a capital planning forecast of projects for the FY 2028 – FY 2051 planning period.
- Funding Plan Summary tables for the thirty-year CIP period are provided in the **FY 2022 – FY 2027 CIP** tab.
- Projects with planned appropriations in the six-year CIP (FY 2022 – FY 2027) are provided with project pages in the **CIP - New Construction, CIP - Other Projects**, and **CIP – Renewals and Alterations** tabs. These project pages provide detail related to the planned timing, cost and location of the CIP projects.
- CIP projects that are actively in development with appropriations from prior CIP budgets are provided with project pages in the **CIP – Previously Appropriated** tab.

The CAPP is presented in two set formats, each providing the same financial and locational information for easy reference according to the type of work performed, or the location of the work performed.

- The planned CAPP projects are categorized by the type of building system and component repairs in the first set of CAPP funding tables.
- The second set of CAPP funding tables presents planned CAPP projects according to building location.

The School Planning section is outlined in the following subsections, each with its own tab to help in document navigation:

- The **Land Acquisition** section presents the overall need for land sites and funding for the future development of LCPS school and support facilities.
- The **Building Capacity** section reviews classroom information and building capacities.
- School facility and projected enrollment information is provided for each of the six LCPS Planning Districts in the **Facility Analysis, Eastern Loudoun Planning District, Ashburn Planning District, Dulles North Planning District, Dulles South Planning District, Central Loudoun Planning District, and Western Loudoun Planning District** sections.

The **Glossary** provides definitions and frequently used terms specific to capital budgeting and planning concepts.

The provided appendices convey historical information on LCPS student enrollment, students assigned to schools outside of their geographic planning district, student generation factors used to analyze future student populations from residential development, and building location information for all LCPS facilities.

TABLE OF CONTENTS

LOUDOUN COUNTY PUBLIC SCHOOLS - EXISTING & PLANNED SCHOOLS	3
CAPITAL PLANNING & BUDGETING - EXECUTIVE SUMMARY.....	9
SCHOOL BOARD ADOPTED FY 2022 – FY 2027 CAPITAL IMPROVEMENT PROGRAM (CIP) & FY 2028 – FY 2051 CAPITAL PROJECTS FORECAST	25
New Construction	33
Other Projects	45
Capital Renewals & Alterations	55
Previously Approved/Appropriated Projects	79
SCHOOL BOARD ADOPTED FY 2022 – FY 2027 CAPITAL ASSET PRESERVATION PROGRAM (CAPP)	87
LAND ACQUISITION	147
BUILDING CAPACITY	151
FACILITY ANALYSIS	163
Eastern Loudoun Planning District	167
Ashburn Planning District	173
Dulles North Planning District	179
Dulles South Planning District	185
Central Loudoun Planning District	193
Western Loudoun Planning District	201
GLOSSARY OF TERMS.....	209
SUPPLEMENTAL INFORMATION	
APPENDIX A: LCPS September 30 Enrollment History	219
LCPS September 30, 2021 Projected Enrollment by School	221
APPENDIX B: LCPS Student Assignments Outside of Geographic Planning District.....	223
APPENDIX C: LCPS Student Generation Factors	225
APPENDIX D: LCPS Building Location Map	227
LCPS School Facilities, 2020-2021 School Year	228

This page is intentionally blank.

LOUDOUN COUNTY PUBLIC SCHOOLS EXISTING & PLANNED SCHOOLS

Academies of Loudoun	58,166,193,199,227,228
Aldie Elementary School	62,64,119,153,166,185,186,191,221,227,228
Algonkian Elementary School	57,62,70,119,154,166,167,168,172,221,227,228
Arcola Elementary School	24,57,59,119,157,166,185,186,191,221,227,228
Ashburn Elementary School	58,119,155,166,173,174,178,221,227,228
Ball's Bluff Elementary School	119,155,166,193,194,199,221,227,228
Banneker Elementary School	62,64,120,153,166,201,202,207,221,227,228
Belmont Ridge Middle School	120,159,166,173,175,178,222,227,228
Belmont Station Elementary School	120,121,156,166,173,174,178,221,223,227,228
Blue Ridge Middle School	121,159,166,201,203,207,222,227,228
Brambleton Middle School	121,159,166,179,181,184,222,223,227,228,231
Briar Woods High School	24,57,60,73,74,121,122,161,166,222,227,228
Broad Run High School	64,74,122,161,166,173,176,178,222,223,227,228
Buffalo Trail Elementary School	122,158,166,185,186,191,221,227,228
Cardinal Ridge Elementary School	157,166,185,186,191,221,227,228
Catoctin Elementary School	24,62,64,79,81,122,155,166,193,194,199,221,227,228
Cedar Lane Elementary School	57,71,123,156,166,173,174,178,221,223,227,228,231
Cool Spring Elementary School	58,62,123,154,166,193,194,199,221,227,228
Countryside Elementary School	123,124,166,167,168,172,221,227,228
Creighton's Corner Elementary School	124,158,166,179,180,184,221,223,227,228
Discovery Elementary School	124,158,166,173,174,178,221,223,227,228
Dominion High School	67,73,74,124,161,166,167,170,172,222,227,228,231
Dominion Trail Elementary School	124,125,155,166,173,174,178,221,227,228
Douglass School	24,25,45,51,166,193,199,227,231

Eagle Ridge Middle School	24,57,61,125,159,166,179,181,184,222,227,228,231
Elaine E. Thompson Elementary School (ES-23)	24,79,82,150,166,179,180,184,227
Elementary School (ES-24), Unnamed	25,27,33,37,148,150
Elementary School (ES-32), Unnamed	16,25,33,35,166,186
Elementary School (ES-34), Unnamed	25,33,36,148,150
Elementary School (ES-36), Unnamed	16,25,27,33,38
Elementary School (ES-37), Unnamed	16,27
Elementary School (ES-38), Unnamed	16,27
Elementary School (ES-39), Unnamed	16,29
Elementary School (ES-41), Unnamed	16,29
Elementary School (ES-42), Unnamed	16
Emerick Elementary School	62,125,153,166,201,202,207,221,227,228
Evergreen Mill Elementary School	125,126,155,166,193,194,199,221,227,228
Farmwell Station Middle School	24,57,58,66,126,159,166,173,175,178,222,223,227,228
Forest Grove Elementary School	126,127,155,166,167,168,172,221,227,229
Frances Hazel Reid Elementary School	127,156,166,193,194,199,221,227,229,231
Frederick Douglass Elementary School	127,157,166,193,194,199,221,227,229
Freedom High School	24,74,127,128,161,166,185,188,191,222,227,229
Goshen Post Elementary School	158,166,185,186,191,221,227,229,231
Guilford Elementary School	128,154,166,167,168,172,221,227,229
Hamilton Elementary School	128,153,166,201,202,207,221,227,229
Harmony Middle School	53,128,129,159,166,201,203,207,222,227,229,231
Harper Park Middle School	129,159,166,193,195,199,222,227,229
Heritage High School	67,73,74,129,130,161,166,193,196,199,222,227,229
High School (HS-14), Unnamed	25,33,41,42,148
High School (HS-15), Unnamed	16,27,29
High School (HS-18), Unnamed	16,29

Hillsboro Charter Academy	130,166,201,202,207,222,227,231
Hillside Elementary School	130,155,166,179,180,184,221,227,229
Horizon Elementary School	130,131,156,166,167,168,172,221,227,229
Hovatter Elementary School (ES-29)	24,79,83,166,185,186,191,221,227
Hutchison Farm Elementary School	24,79,81,131,156,166,185,186,191,221,227,229
Independence High School	24,161,166,222,223,227,229,231
J. Lupton Simpson Middle School	63,131,159,166,193,195,199,222,227,229
J. Michael Lunsford Middle School	131,159,166,185,187,191,222,227,229
John Champe High School	74,131,132,161,166,185,188,191,222,227,229,231
John W. Tolbert, Jr. Elementary School	132,156,166,193,194,199,221,227,229
Kenneth W. Culbert Elementary School	53,157,166,201,202,207,221,223,227,229,231
Leesburg Elementary School	62,132,154,166,193,194,199,221,227,229
Legacy Elementary School	132,157,166,179,180,184,221,227,229
Liberty Elementary School	132,157,166,185,186,191,221,227,229
Lightridge High School	24,161,166,185,188,191,222,227,229
Lincoln Elementary School	62,153,166,201,202,207,221,227,229
Little River Elementary School	133,156,166,185,186,191,221,227,229
Loudoun County High School	73,74,133,161,166,193,196,199,222,227,229
Loudoun Valley High School	64,74,133,134,161,166,201,204,207,222,227,229
Lovettsville Elementary School	57,75,134,154,166,201,202,207,221,227,229
Lowes Island Elementary School	134,135,155,166,167,168,172,221,227,229
Lucketts Elementary School	24,62,79,85,135,153,166,193,194,199,221,227,229
Madison's Trust Elementary School	158,166,179,180,184,221,223,227,230
Meadowland Elementary School	62,135,153,166,167,168,172,221,227,230
Mercer Middle School	135,159,166,185,187,191,222,227,230
Middle School (MS-14), Unnamed	24,25,33,39,42,148,166,179,181

Middle School (MS-15), Unnamed	16,27
Middle School (MS-19), Unnamed	16,25,33,40
Middle School (MS-20), Unnamed	16,29
Middleburg Community Charter School	64,136,166,201,202,207,222,227,231
Mill Run Elementary School	136,156,166,179,180,184,221,227,230,231
Moorefield Station Elementary School	136,158,166,179,180,184,221,227,230
Mountain View Elementary School	136,156,166,201,202,207,221,227,230
 Newton-Lee Elementary School	 136,137,157,166,173,174,178,221,227,230,231
North Star School, The	24,51,86,166,193,199,227
 O - Park View High School	 73,74,137,161,166,167,170,172,222,227,230
Pinebrook Elementary School	137,157,166,185,186,191,221,227,230
Potomac Falls High School	24,57,67,73,74,137,138,161,166,167,170,172,222,227,230
Potowmack Elementary School	138,155,166,167,168,172,221,227,230
 Q - River Bend Middle School	 138,139,159,166,167,169,172,222,227,230
Riverside High School	74,139,161,166,173,176,178,222,227,230
Rock Ridge High School	74,139,161,166,222,223,227,230,231
Rolling Ridge Elementary School	139,140,155,166,167,168,172,221,227,230
Rosa Lee Carter Elementary School	140,157,166,179,180,184,221,223,227,230,231
Round Hill Elementary School	140,155,166,201,202,207,221,227,230
 Sanders Corner Elementary School	 140,155,166,173,174,178,221,227,230
Seldens Landing Elementary School	141,157,166,173,174,178,221,227,230
Seneca Ridge Middle School	141,159,166,167,169,172,222,227,230,231
Smart's Mill Middle School	141,142,159,166,193,195,199,222,227,230,231
Sterling Elementary School	24,25,33,43,62,142,154,166,167,168,172,221,227,230
Sterling Middle School	142,143,159,166,167,169,172,222,227,230
Steuart W. Weller Elementary School	157,166,173,174,178,221,227,230
Stone Bridge High School	74,143,161,166,173,176,178,222,223,227,230

Stone Hill Middle School	143,159,166,179,181,184,222,223,227,230
Sugarland Elementary School	143,144,155,166,167,168,172,221,227,230
Sully Elementary School	144,154,166,167,168,172,221,227,230
Sycolin Creek Elementary School	144,156,166,193,194,199,221,223,227,230
Trailside Middle School	144,159,161,166,173,175,178,222,223,227,231
Tuscarora High School	74,144,145,166,193,196,199,222,227,231
U - V - Waterford Elementary School	62,145,153,166,201,202,207,221,227,231
Waxpool Elementary School	24,157,166,179,180,184,221,227,231
Willard Middle School	159,166,185,187,191,222,227,231
Woodgrove High School	74,145,161,166,201,204,207,222,227,231
X - Y - Z

This page is intentionally blank.

LOUDOUN COUNTY PUBLIC SCHOOLS CAPITAL PLANNING & BUDGETING

Each year, a Capital Improvement Program (CIP) budget and a Capital Asset Preservation Program (CAPP) budget are prepared for Loudoun County Public Schools (LCPS). Both are developed as fiscal year (FY) budgets covering a six-year period. The recommended capital budgets are presented to the Loudoun County School Board for review and action. Following School Board adoption of a CIP and CAPP for LCPS, the capital budgets are forwarded to the County Administrator for inclusion in the County's Proposed Fiscal Plan. The Loudoun County Board of Supervisors adopts an annual Fiscal Plan in the spring of each calendar year. Authority to spend public funds for identified capital projects is held by the Loudoun County Board of Supervisors and authorized as part of the annual Fiscal Plan.

Date	Loudoun County Public Schools Capital Budgets Process
June–October	Department of Support Services Meetings for Preparation of the Superintendent's Recommended CIP & CAPP Budgets
October	Preliminary CIP & CAPP Budgets Reviewed by Superintendent and Cabinet
November	Superintendent's Recommended CIP & CAPP Budgets Presented to the School Board
November–December	School Board Public Hearings and Work Sessions for CIP & CAPP Budgets
December	School Board Adopts CIP & CAPP Budgets
December	School Board Adopted CIP & CAPP Budgets Forwarded to the County Administrator
February	County Administrator Presents Proposed Fiscal Plan to the Board of Supervisors
February–April	Board of Supervisors Fiscal Plan Public Hearings and Work Sessions
April	Board of Supervisors Adopts Annual Fiscal Plan

CAPITAL IMPROVEMENT PROGRAM

The CIP budget is a plan of expenditures for land acquisition, design, construction, and furniture, fixtures and equipment costs (FFE) associated with the development of new or renovated schools, infrastructure, and other school-related facilities. The CIP addresses the need for new schools, facility renewals and alterations, classroom additions, temporary modular classrooms, security improvements, parking expansions, athletic field improvements, and other facility, site, or campus improvements.

The CIP is a 30-year capital plan that addresses a short term six-year plan (FY 2022 - FY 2027), a medium-term plan (FY 2028 – FY 2031), and a long-term outlook (FY 2032 – FY 2051). Appropriations are provided in the first year (FY 2022) of the CIP; estimates of planned capital expenditures are provided for each fiscal year through FY 2051.

Reviewed and updated on an annual basis, adjustments are made to the projects reflecting changes in cost, circumstances, and priorities. Annual enrollment projections, school capacities, and county population trends influence the priority order of projects and funding recommendations in the CIP.

The capital projects included in the CIP are based on educational program requirements, School Board educational policy standards, and the ability of existing facilities to accommodate educational programs for current and projected student enrollments. The CIP is designed to focus on critical facility issues, to ensure that all students have high-quality facilities that enable and enhance their learning experience.

CAPITAL ASSET PRESERVATION PROGRAM

The CAPP budget is developed in conjunction with the CIP to provide funding for the regular maintenance and replacement of major system components. These facility components have shorter-term life cycles than the buildings they support and require major maintenance and/or replacement at least every ten (10) years, depending on the component type and the frequency and intensity of use.

Typical facility components in the CAPP budget include electrical (e.g., clocks, fire alarms, lighting, generators), heating ventilation and air conditioning (HVAC), plumbing, resurfacing, roofing, and structure repair.

DEVELOPMENT OF THE CIP

Projects included in the CIP are evaluated based on several factors:

- Capital projects already in the Adopted CIP are included in the Recommended CIP budget unless there is ample or justifiable reason to recommend their exclusion. Adjustments to project funding and schedules are made to reflect market conditions and accommodate higher priority projects.
- The need for new schools and additions to existing school facilities is based on student enrollment projections in each LCPS planning district. Enrollment projections establish new school and land acquisition requirements to address any current and projected capacity deficits.
- Annual requests for new capital projects are considered to address programmatic needs requiring facility enhancements. (e.g., athletic field improvements, parking expansions, security improvements).
- Condition assessments are maintained for existing facilities to determine the need for renewals and/or alterations, critical systems replacement, or facility replacements.
- Staff evaluates project costs and timing to ensure the combined LCPS and County CIP meets the County's annual debt issuance limit of \$225 million per year and debt ratios.
 - a. Less than 3% of net debt to the estimated market value of taxable property.
 - b. Less than 8% of net debt per capita to income per capita.
 - c. Less than 10% debt service expenditures to governmental fund expenditures.
 - d. Greater than 60% payout of debt principal within 10 years.

LCPS staff outlines cash flow expenditure estimates for all school capital projects with County staff to determine the optimal financing method, timing, and debt issuance schedule for each project to avoid exceeding debt issuance limitations. An analysis of the projects' operating costs is also reviewed with County staff to ensure that the CIP's future operating expenses can be accommodated.

These factors are evaluated to develop a funding plan that is responsive to the needs of the students, educators and school administrators in a fiscally responsible manner.

CAPITAL IMPROVEMENT PROGRAM (CIP) PROJECT COMPONENTS

The following outlines components typically associated with new school construction specific to the overall scope, cost, and timing of a project in the CIP.

Land Acquisition (Up to 3 Years)

Adequate time must be allocated to the land acquisition process due to the uncertainty of when easements, land, or right-of-way associated with capital projects can be acquired from property owners, and the legislative process for land use approvals.

Once a parcel has been identified for acquisition, a typical purchase involves contract negotiations, preliminary engineering studies, and required zoning and land use approvals.

Negotiations to purchase a site and/or easement often take one to two years to complete with the affected property owner(s), and for the School Board and Board of Supervisors to complete the review and approval of the financial transaction. Once a property is under contract, the legislative application timeline (zoning and land use approvals) typically requires an additional one to two years to complete.

Design (1 Year)

Once a parcel has been acquired and, if applicable, all land use approvals obtained for the intended use, design of the facility can commence.

Design services include:

- Architectural design
- Engineering (e.g., civil, geotechnical, environmental, transportation)
- Construction Administration by the architect and design firms
- Permitting, easement acquisition, environmental credit purchases, etc.

On a typical school capital project, the design and permit approval phase takes 9-12 months to complete. For smaller projects, design and permitting can be completed in 6-9 months (e.g., surface parking lots, press boxes).

Construction Bidding (4 Months)

Once design is complete in accordance with the Virginia Public Procurement Act (VPPA), the typical construction contract bid period includes the following:

- Public Advertising for Pre-Qualifications
- Pre-Qualification Evaluation
- Bid Period
- Bid Opening/Bid Review
- Bid Award/Negotiation/Appeal

Construction (2-3 Years)

The type of school project results in the following construction periods:

- Elementary School 12-15 months
- Middle School 18-20 months
- High School 24-27 months
- Classroom Addition 12-15 months
- School Renewal 15-20 months

Furniture, Fixtures, and Equipment (FFE) (3-6 Months)

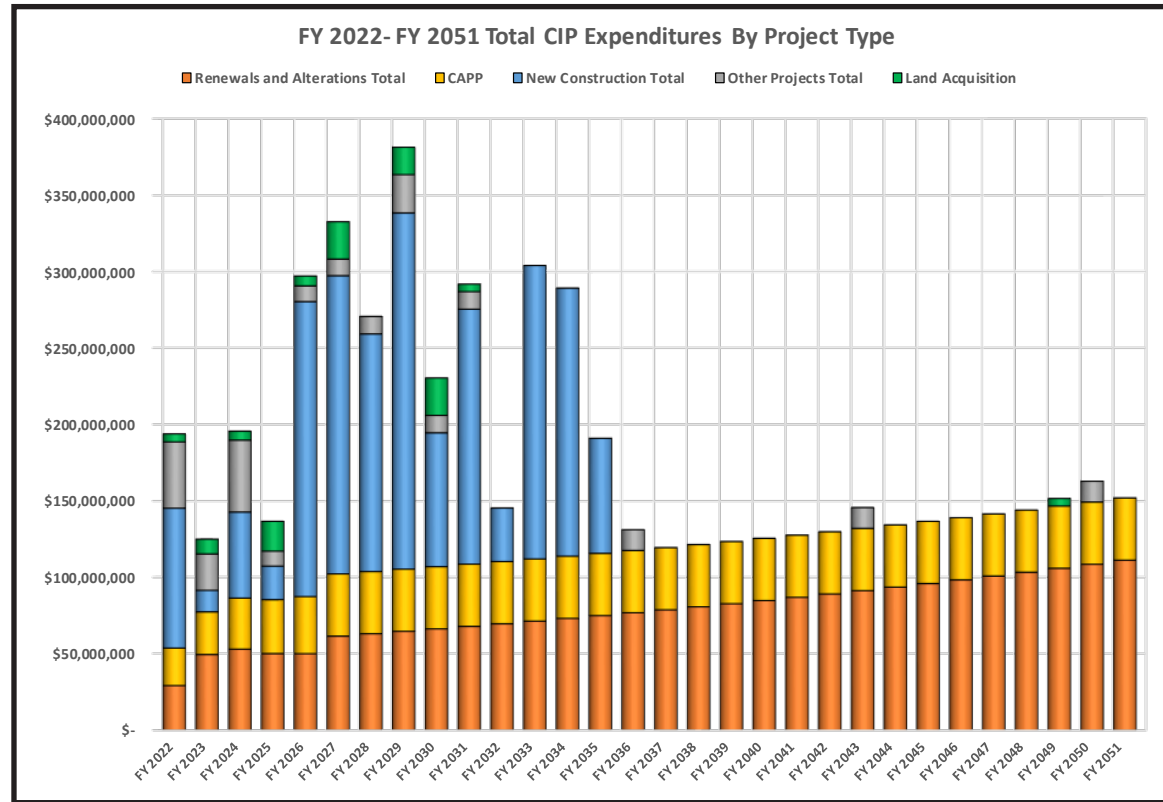
Costs include providing facilities with necessary and appropriate furniture, fixtures, and equipment. While FFE evaluation and procurement for school capital projects begins shortly after the start of the construction phase, it is on-going throughout the project. An additional 3-6-month period is provided from the substantial completion of the building to allow for the final acquisition, delivery, and placement of all furniture, equipment, and accessories in the building prior to the facility's opening date.

As depicted below, each project page in the CIP document includes a Gantt chart that visually depicts these project components, the timing of planned project appropriations, and the project development schedule.

PROJECT	TASK	FUNDING	FY 2022				FY 2023				FY 2024				FY 2025				FY 2026				FY 2027			
			Q1	Q2	Q3	Q4	Q1	Q2	Q3	Q4	Q1	Q2	Q3	Q4	Q1	Q2	Q3	Q4	Q1	Q2	Q3	Q4	Q1	Q2	Q3	Q4
MS-14, Dulles North	Design	\$ 8.460	DESIGN	BID																						
	Construction and FFE	\$ 80.310					CONSTRUCTION																			
	Total Appropriations	\$ 88.770																								

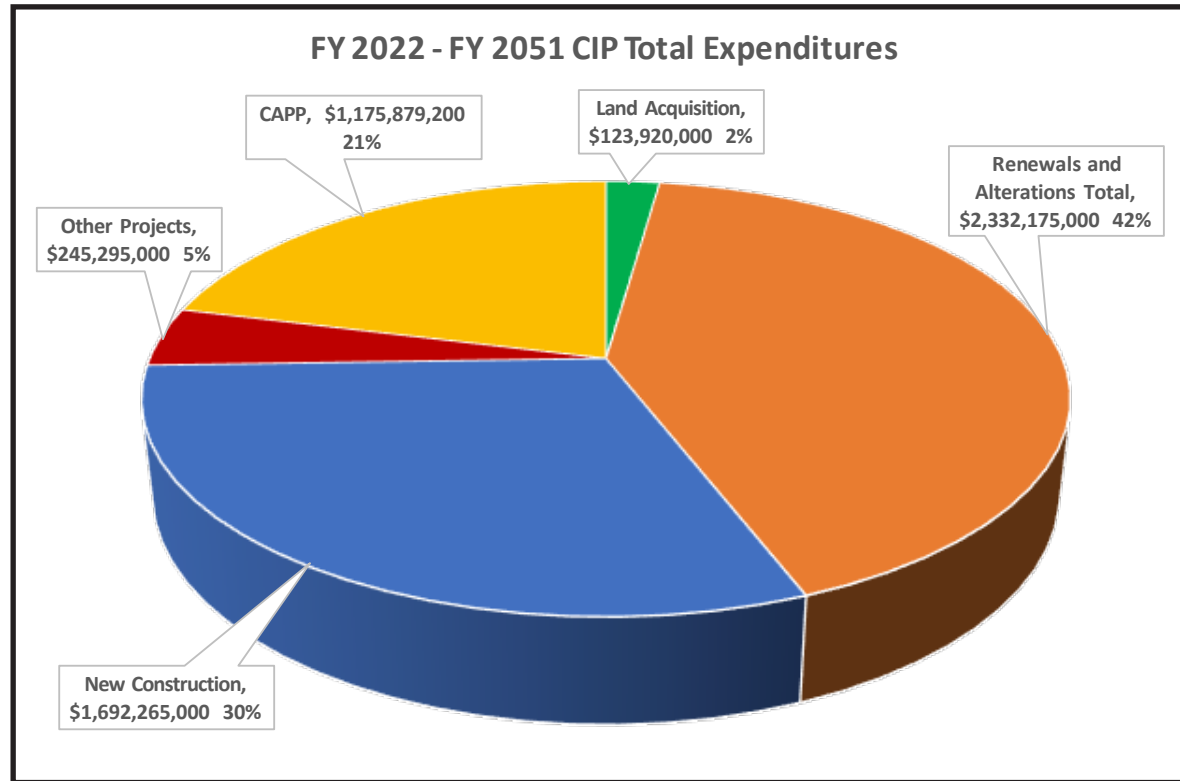
FY 2022 - FY 2051 CIP AND CAPP EXPENDITURES

Planned CIP and CAPP expenditures from FY 2022 to FY 2051 total \$5.57 billion.



Of this total, \$569.14 million is identified for the construction of new elementary schools (10.22 percent), \$430.80 million is for new middle schools (7.73 percent), \$598.83 million is for new high schools (10.75 percent), \$93.50 million is for other facility new construction (1.68 percent), \$245.30 million is for other school projects (4.40 percent), \$2.33 billion is for facility renewals and alterations (41.89 percent), \$1.17 billion is for the CAPP (21.11 percent), and \$123.92 million is for land acquisition (2.22 percent).

In broader terms, \$1.69 billion (30.38 percent) is for new construction, \$369.22 million (6.62 percent) is for other school related projects as well as land acquisition, \$2.33 billion (41.89 percent) is for renewals and alterations of existing school facilities, and \$1.17 billion (21.11 percent) is for the CAPP.

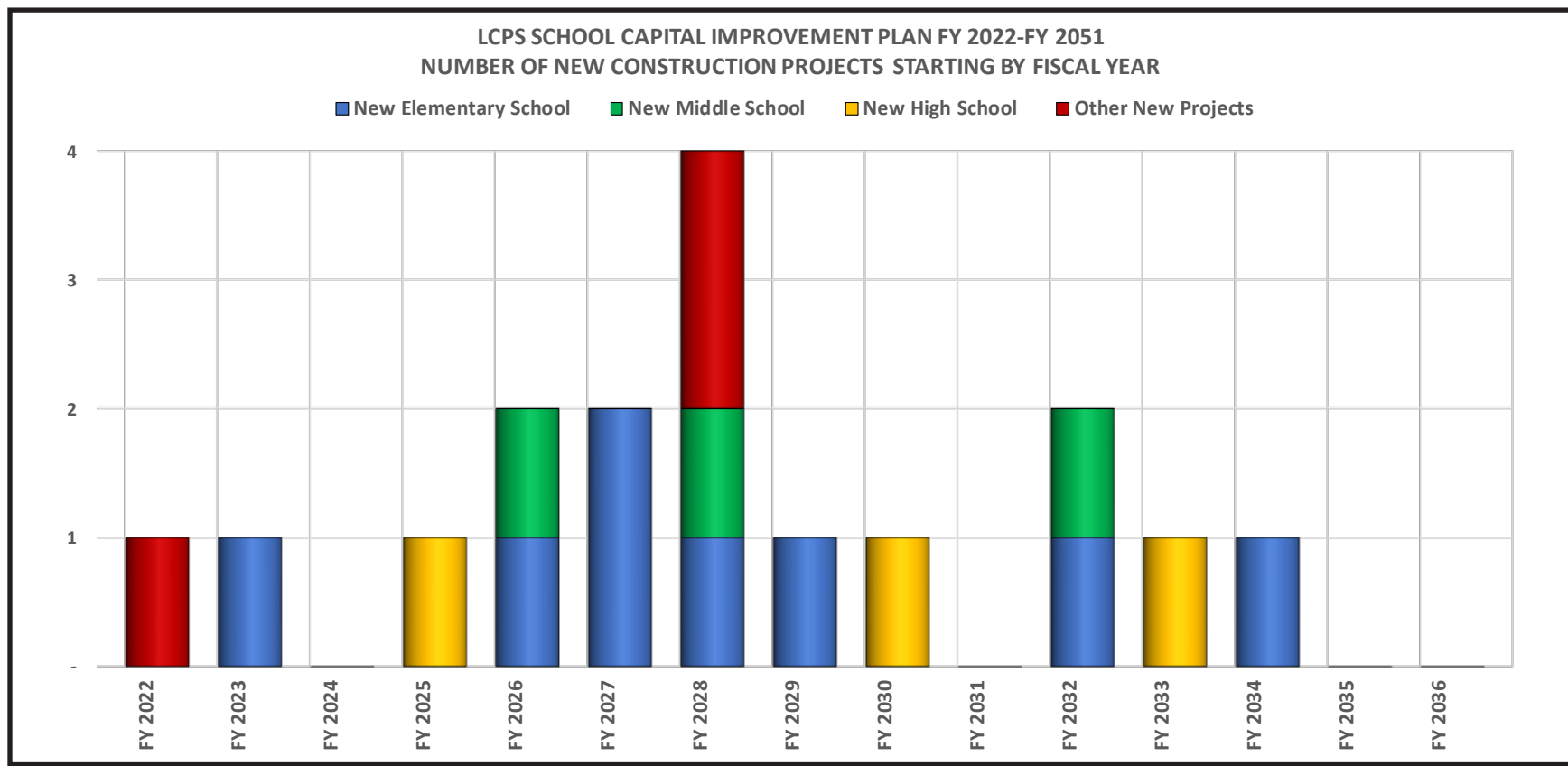


New Construction Projects

Enrollment projections and current school capacities in each school planning district are evaluated to determine the need for:

- New school construction and classroom additions to address capacity deficits
- Modular classrooms to address short-term and temporary capacity deficits
- Adjustments to the timing of CIP projects according to the highest priority need for additional capacity

The CIP is influenced by the *Loudoun County 2019 Comprehensive Plan*, which provides estimates of residential development in the County through 2040. Most new school construction in the School CIP is scheduled between FY 2022 and FY 2034 to address increasing student population growth due to new residential development identified in the County's Comprehensive Plan. The following table identifies the number of new schools, by type, requested in the CIP to address continued student growth in the County.

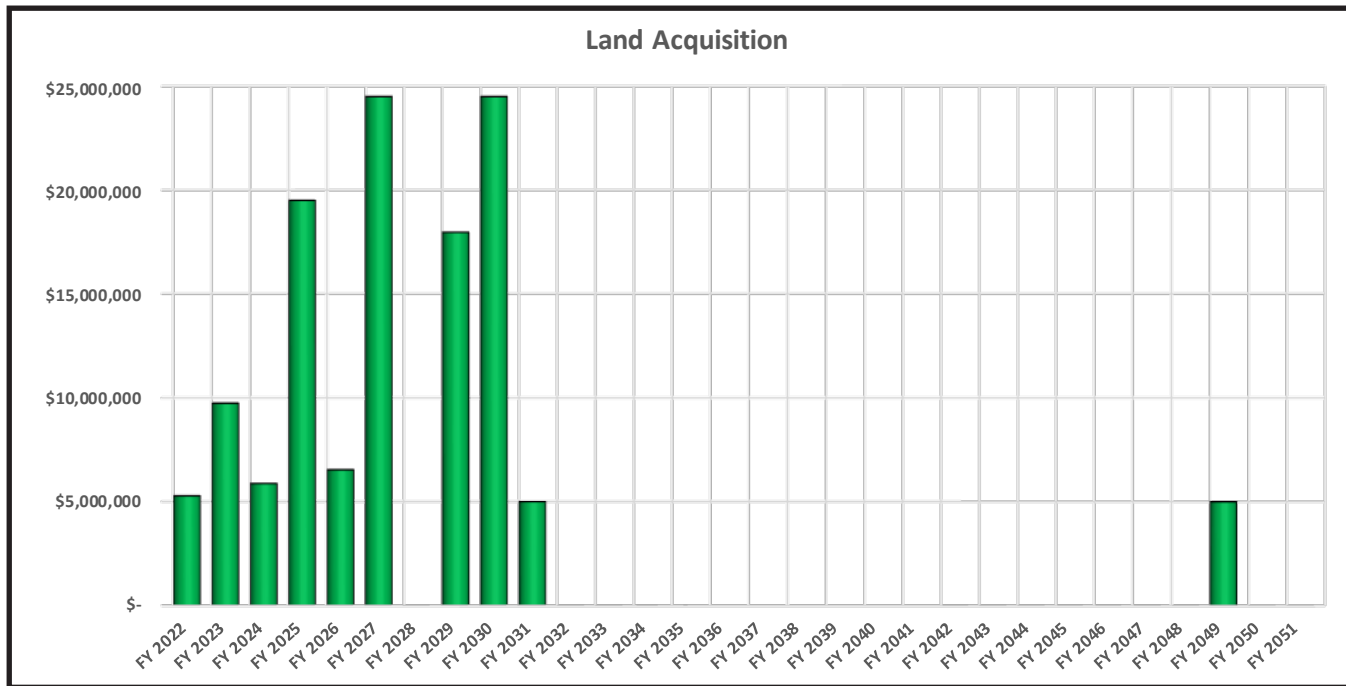


Other School Capital Projects

Other school capital projects include planned appropriations for land acquisition, school bus replacements, school bus radio replacements, school security improvements, technology improvements, and other miscellaneous projects.

Among the schools and facilities where land sites need to be acquired include:

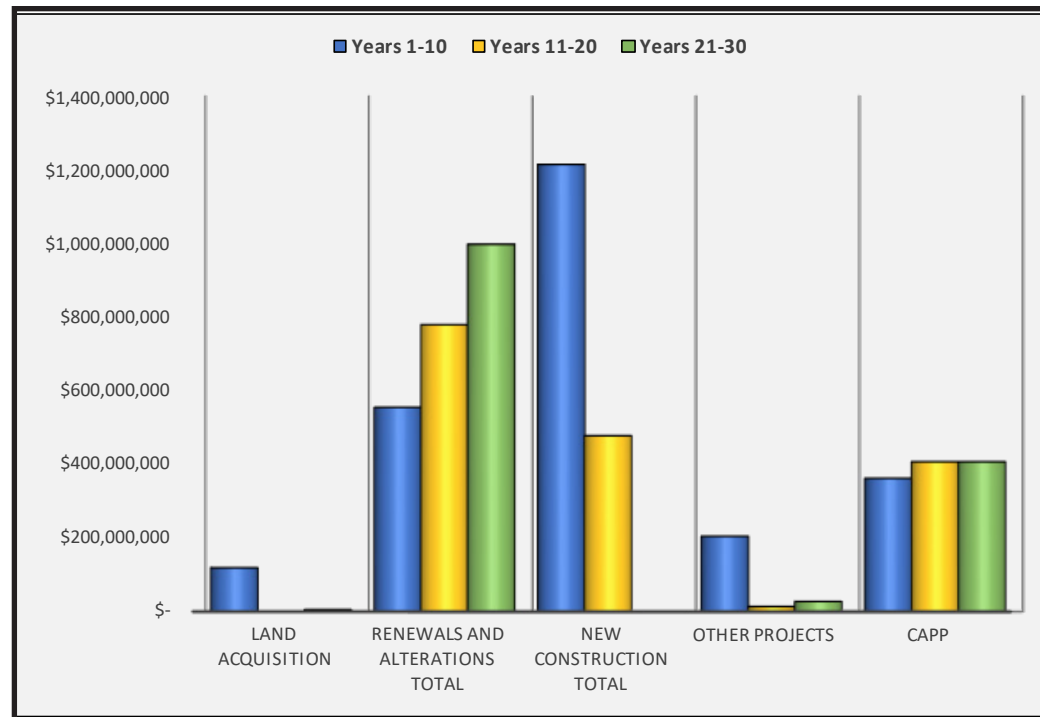
- Elementary School: ES-32, ES-36, ES-37, ES-38, ES-39, ES-41, and ES-42
- Middle School: MS-15, MS-19, and MS-20
- High School: HS-15 and HS-18
- Eastern Transportation Facility



Capital Facility Renewals and Alterations and CAPP

The frequency of new construction projects in the CIP decreases over time. More planned expenditures are shifting towards facility renewals and alterations due to:

- The effective delivery of new schools to address projected student growth
- The decreasing rate of population growth in the County
- The increasing age of school facilities
- The goal to avoid safety issues and service disruptions due to failed building systems
- The goal to avoid significant added costs of deferred maintenance of facilities

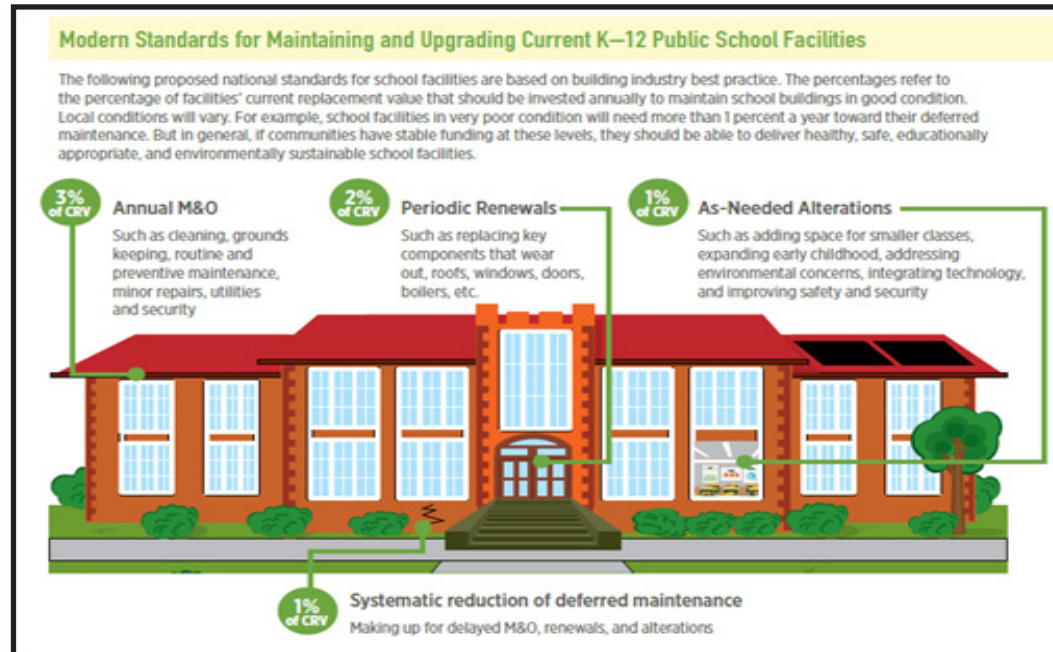


In conjunction with the County, LCPS staff recently undertook an extended review of facility renewals and renovations to determine facility maintenance needs in relation to long-term affordability. This review included an analysis of the LCPS Current Replacement Value (CRV).

The LCPS CRV is calculated by taking the cost of new construction per gross square foot (GSF) by the total gross square footage of all school facilities. The LCPS physical plant in FY 2022 is estimated to total 13,078,000 square feet with a CRV of \$5,754,155,000.

The CRV is used to guide facility managers to finance the depreciation and overall maintenance of facilities. A percentage of the LCPS CRV may be appropriated each year to cover long-term capital facility maintenance, renewals, and alterations. This funding is crucial to contain overall long-term facility costs for maintenance, system replacements, and facility renewals to ensure that all school facilities remain safe, efficient, and provide an effective environment for learning in a cost-effective manner.

The 2016 State of Our Schools Report recommends the following guidelines for budgeting annual allocations as percentages of the total CRV:



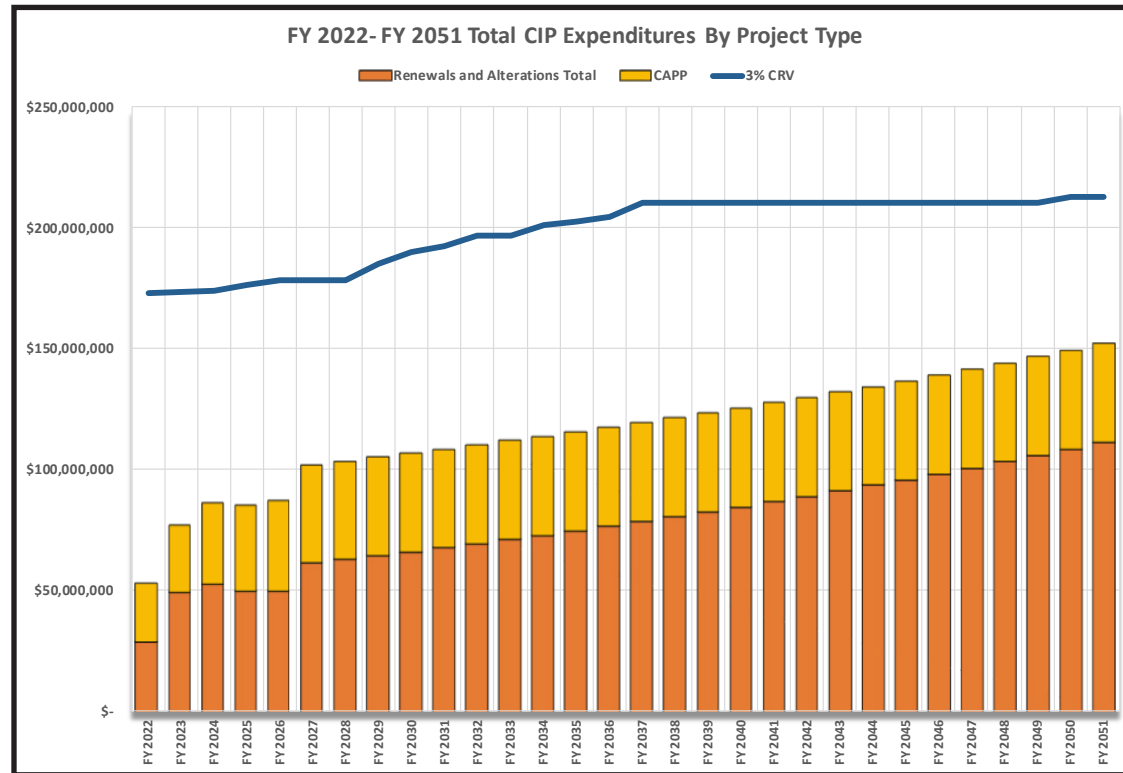
Overall, 7% of the CRV should be budgeted annually to cover operational, deferred, and capital facility maintenance costs.

- Three (3) percent of the CRV is related to annual maintenance in the operating budget and is not considered in the CIP budget.
- One (1) percent of the CRV is related to deferred maintenance. Given the high quality of maintenance performed, and the relative age of most LCPS facilities, the cost of deferred maintenance is factored out of this analysis.

Therefore, three (3) percent of CRV costs can be considered for School CIP and CAPP budgets:

- **Capital Facility Renewals and Alterations Program** – covers the cost of replacing, repairing, and/or updating entire critical facility systems, making emergency repairs, and providing other immediate building and site improvements at school facilities throughout the County.
- **CAPP** – covers the cost of maintaining, repairing, and replacing facility system components. These facility components require regular major maintenance and/or replacement based on frequency and intensity of use.

In consultation with the County, funding has been set for LCPS facility maintenance and renewal program according to what the County can afford based on available projections of local tax funding, the County's annual debt issuance cap, and ongoing debt issuance ratios.



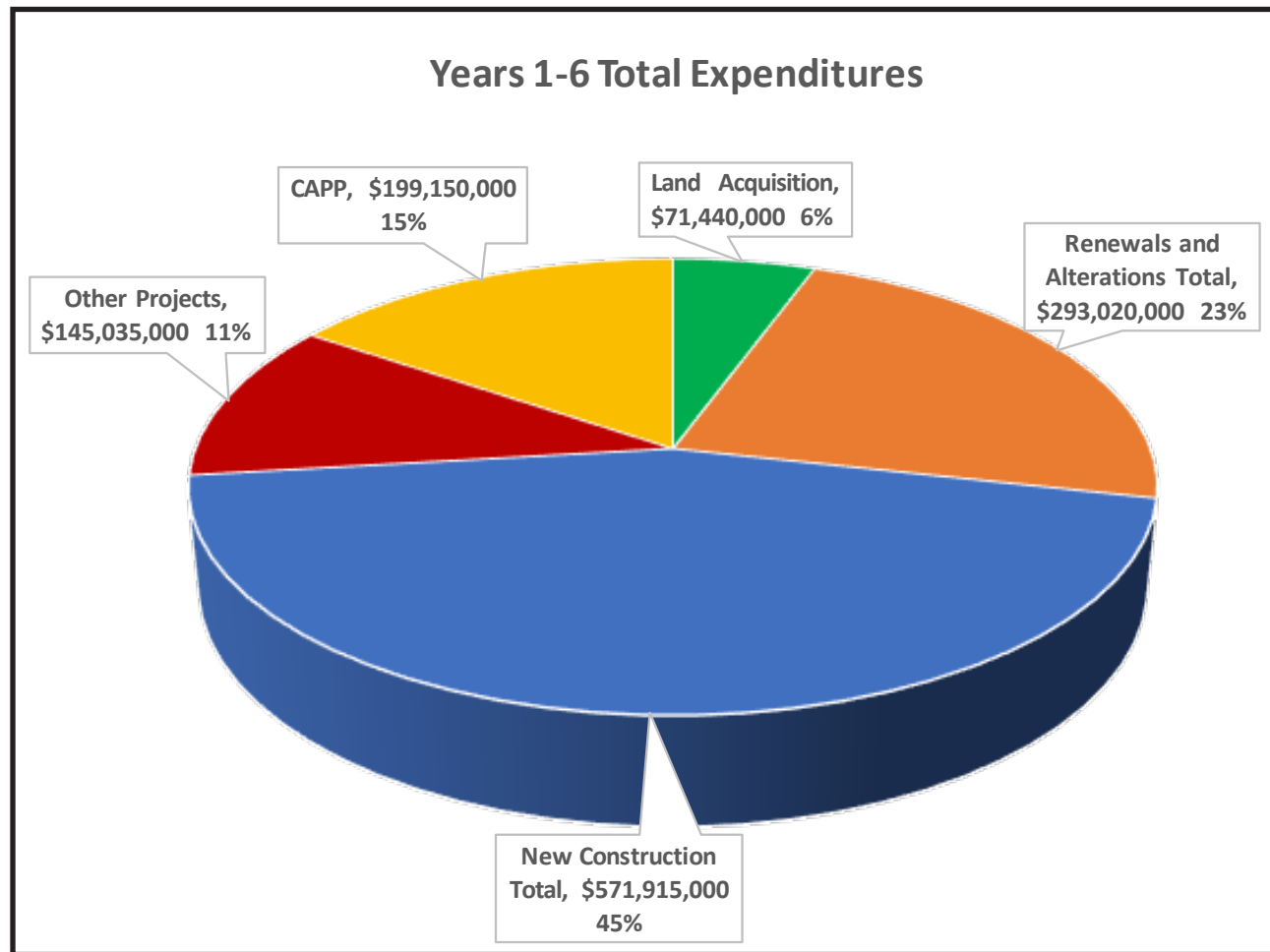
The average annual recommended CRV value over this 30-year CIP time-frame is \$198,663,000. Planned capital facility renewal and maintenance appropriations in the 30-year CIP time-frame averages \$116,935,000 per year, or 59% of the CRV funding recommendation.

While reaching the three (3) percent CRV funding threshold is not possible currently due to funding constraints in the CIP, as new school construction in the County decreases, more funding resources may be dedicated to the capital facility renewal and maintenance program over time. As the 30-year CIP time-frame progresses, the gap between the recommended standard and planned CIP appropriations will decrease.

Both the Capital Facility Renewals and Alterations Program and the CAPP budgets are meant to provide flexibility in the use of funds to address immediate and/or emergency facility maintenance needs. While planned projects are identified that the funding is intended for, discretion to alter project schedules and funding amounts to accommodate unforeseen emergency repairs and/or systems replacements, address immediate facility repairs, and/or cover cost increases that exceed projected cost estimates and/or annual cost escalation rates may be provided.

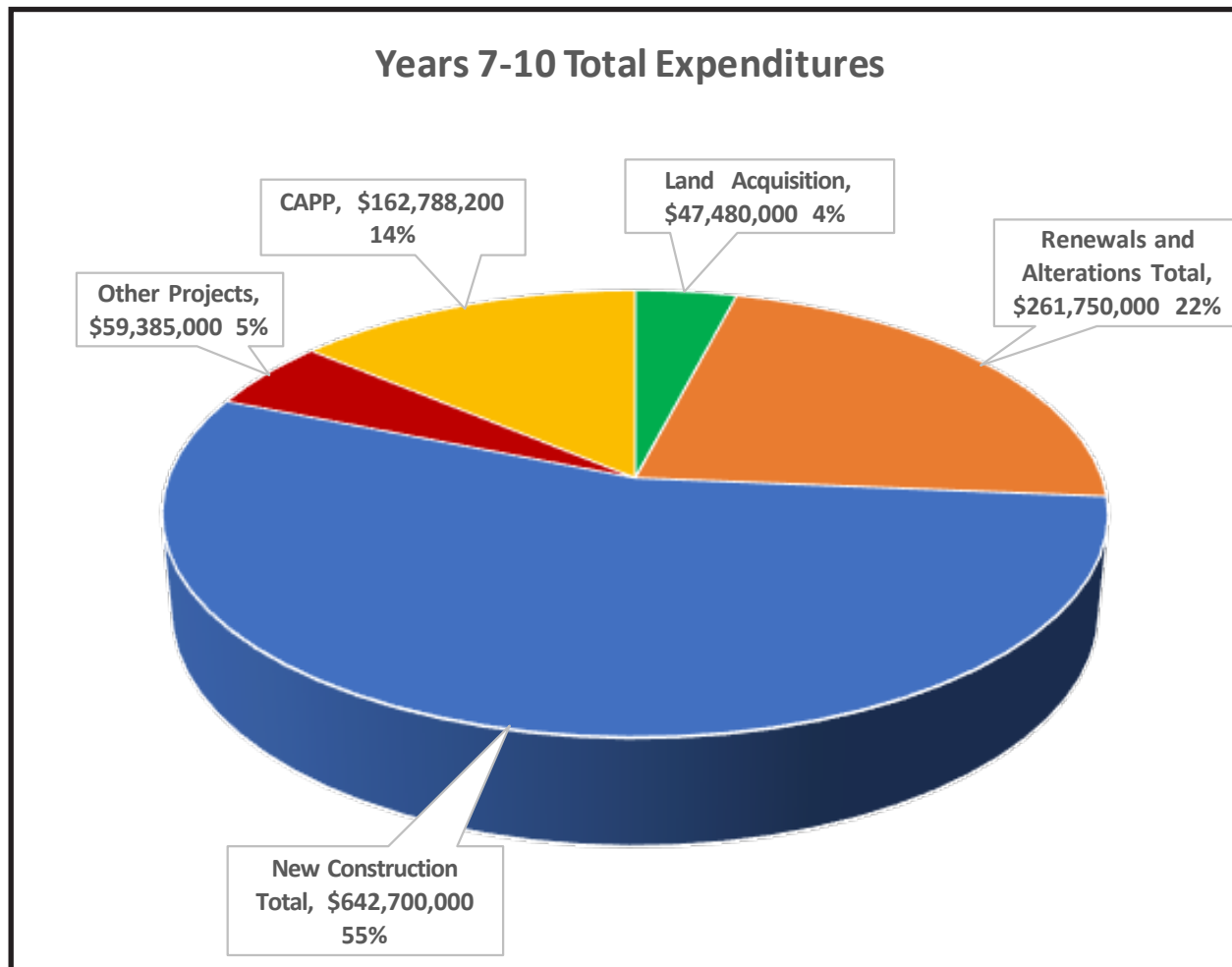
SHORT-TERM CIP (FY 2022 - FY 2027)

The proportion of total expenditures in the short-term, six-year CIP by program category is provided in the chart below:



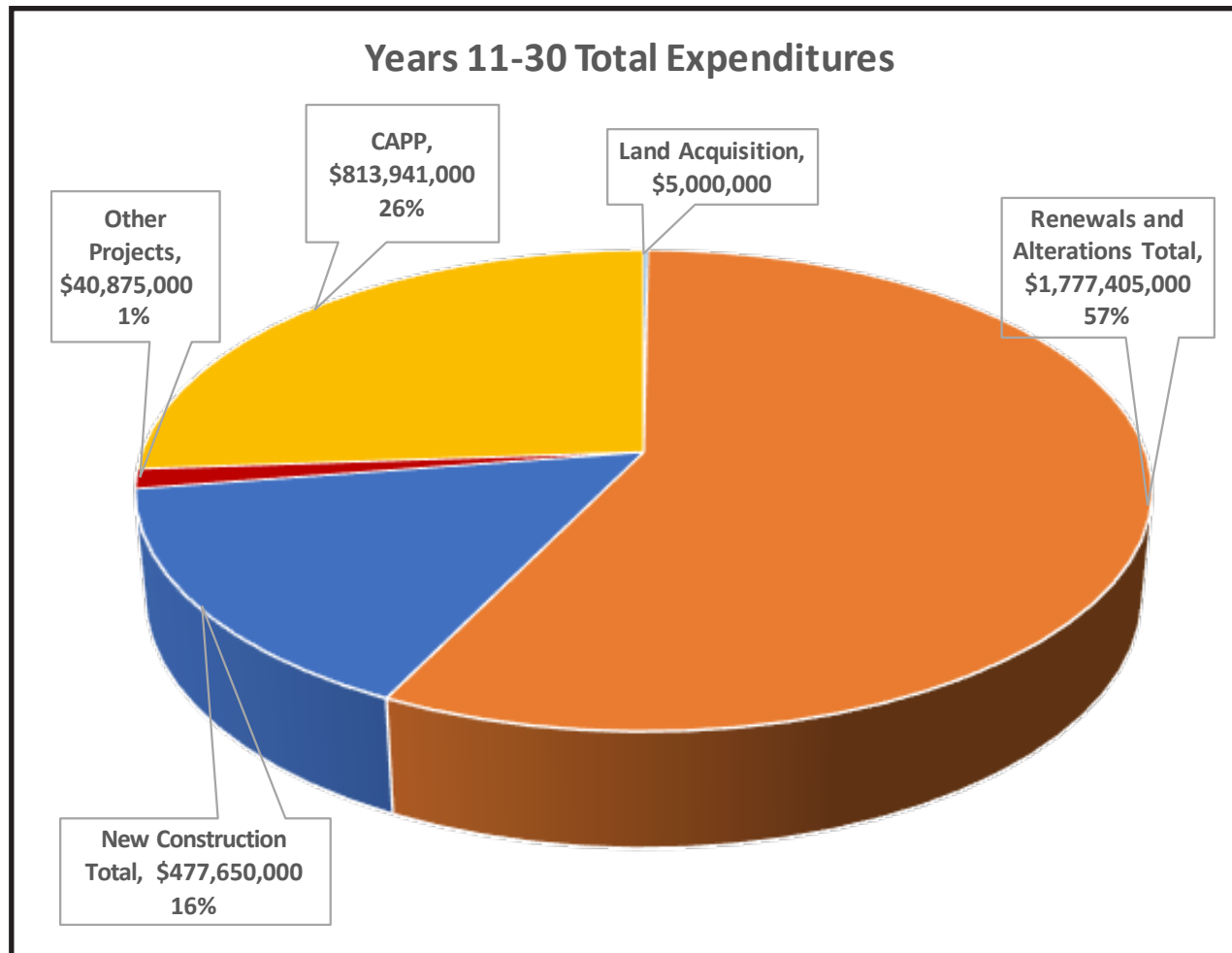
MEDIUM-TERM CIP (FY 2028 - FY 2031)

The proportion of total expenditures in the medium-term CIP by program category is provided in the chart below:



LONG-TERM CIP (FY 2032 - FY 2051)

The proportion of total expenditures in the long-term CIP by program category is provided in the chart below:



FY 2020 CAPITAL PROGRAM ACHIEVEMENTS

- Opened Waxpool Elementary School (ES-31), Independence High School (HS-11), and Lucketts Elementary School classroom addition.
- Completed artificial turf installation at Briar Woods and Freedom High Schools.
- Continued construction of Lightridge High School (HS-9), and security improvements at schools throughout the County.
- Commenced construction of Elaine E. Thompson Elementary School (ES-23), Hovatter Elementary School (ES-29), and The North Star School.
- Commenced design of the Douglass School Renewal, and classroom additions at both Catoctin and Hutchison Farm Elementary Schools.
- Commenced replacement of the Lucketts Elementary School Wastewater Treatment Facility.

FY 2021 CAPITAL PROGRAM INITIATIVES

- Open Lightridge High School (HS-9).
- Continue school security improvements.
- Continue replacement of the Lucketts Elementary School Wastewater Treatment Facility.
- Complete Broadband Infrastructure Improvements.
- Construct Elaine E. Thompson Elementary School (ES-23), Hovatter Elementary School (ES-29), The North Star School, and Hutchison Farm Elementary School classroom addition and commence HVAC System Upgrades.
- Design Douglass School Renewal, Dulles North Middle School (MS-14), Briar Woods High School classroom addition, Eagle Ridge Middle School classroom addition, Joint Use Dry Bulk Storage Facility, Elementary School Stage Access projects, and Arcola Elementary School Parking Expansion with Connection to Northstar Boulevard.

FY 2022 CAPITAL PROGRAM GOALS

- Open Hovatter Elementary School (ES-29), The North Star School and Hutchison Farm Elementary School classroom addition.
- Complete replacement of the Lucketts Elementary School Wastewater Treatment Facility.
- Continue school security improvements.
- Construct Douglass School Renewal, Elaine E. Thompson Elementary School (ES-23), Dulles North Middle School (MS-14), Briar Woods High School classroom addition, Eagle Ridge Middle School classroom addition, Catoctin Elementary School classroom addition, Joint Use Dry Bulk Storage Facility, Elementary School Stage Access projects, and Arcola Elementary School Parking Expansion with Connection to Northstar Boulevard.
- Commence development of Student Welcome Center Addition at Sterling Elementary School, Farmwell Station Middle School classroom addition, Staff Training Center renewal, School Bus Washing Station, Administrative Office Reconfigurations, Potomac Falls High School Weight Room expansion, and Energy Conservation and Safety/Security projects.

A	B	C	D	E	F	G	H	I	J	K	L	M	N
		LOUDOUN COUNTY PUBLIC SCHOOLS SCHOOL BOARD ADOPTED FY 2022 - FY 2027 CAPITAL IMPROVEMENT PROGRAM			Year 1	Year 2	Year 3	Year 4	Year 5	Year 6		SCHOOL BOARD ADOPTED FY 2022 - FY 2027 CIP	
LINE NUMBER	CIP PAGE NUMBER	PROJECT NAME	PROJECT STATUS	Prior Year	FY 2022	FY 2023	FY 2024	FY 2025	FY 2026	FY 2027	Years 1-6 Total	FISCAL YEAR FUNDING	SCHOOL YEAR OPENING
1	35	New Elementary School (ES-32), Dulles South	Previously Identified	\$ -	\$ -	\$ 7,250,000	\$ 56,290,000	\$ -	\$ -	\$ -	\$ 63,540,000	FY 2023	2025-2026
2	36	New Elementary School (ES-34), Dulles North	Previously Identified	\$ -	\$ -	\$ -	\$ -	\$ -	\$ 10,075,000	\$ 66,785,000	\$ 76,860,000	FY 2026	2028-2029
3	37	New Elementary School (ES-24), Central Loudoun	Previously Identified	\$ -	\$ -	\$ -	\$ -	\$ -	\$ -	\$ 8,515,000	\$ 8,515,000	FY 2027	2029-2030
4	38	New Elementary School (ES-36), Undesignated	Previously Identified	\$ -	\$ -	\$ -	\$ -	\$ -	\$ -	\$ 8,515,000	\$ 8,515,000	FY 2027	2029-2030
5	39	New Middle School (MS-14), Dulles North	Previously Funded	\$ 8,460,000	\$ 80,310,000	\$ -	\$ -	\$ -	\$ -	\$ -	\$ 80,310,000	FY 2022	2024-2025
6	40	New Middle School (MS-19), Undesignated	Previously Identified	\$ -	\$ -	\$ -	\$ -	\$ -	\$ 13,585,000	\$ 99,620,000	\$ 113,205,000	FY 2026	2029-2030
7	41	New High School (HS-14), Dulles North	Previously Identified	\$ -	\$ -	\$ -	\$ -	\$ 21,985,000	\$ 158,500,000	\$ 11,605,000	\$ 192,090,000	FY 2025	2028-2029
8	43	Student Welcome Center Addition at Sterling ES	Previously Identified	\$ -	\$ 860,000	\$ 6,850,000	\$ -	\$ -	\$ -	\$ -	\$ 7,710,000	FY 2022	2023-2024
9	42	Hartland Site Development	New Request	\$ -	\$ 10,370,000	\$ -	\$ -	\$ -	\$ 10,800,000	\$ -	\$ 21,170,000	FY 2022	2024-2025
10		New Construction Projects Total		\$ 8,460,000	\$ 91,540,000	\$ 14,100,000	\$ 56,290,000	\$ 21,985,000	\$ 192,960,000	\$ 195,040,000	\$ 571,915,000		
11	51	Douglass School Renewal	Previously Funded	\$ 24,433,000	\$ 9,320,000	\$ -	\$ -	\$ -	\$ -	\$ -	\$ 9,320,000	FY 2022	2022-2023
12	50	School Security Improvements	Previously Funded	\$ 55,714,000	\$ 22,800,000	\$ 11,615,000	\$ 2,875,000	\$ -	\$ -	\$ -	\$ 37,290,000	FY 2022	Varies from 2019 - 2024
13	52	Valley Service Center Replacement	Previously Identified	\$ -	\$ -	\$ 3,415,000	\$ 34,275,000	\$ -	\$ -	\$ -	\$ 37,690,000	FY 2023	2025-2026
14	53	Valley Service Center Traffic Signal	Previously Identified	\$ -	\$ -	\$ -	\$ 655,000	\$ -	\$ -	\$ -	\$ 655,000	FY 2024	2025-2026
15	48	School Bus Radio Replacements	Previously Identified	\$ -	\$ 10,420,000	\$ -	\$ -	\$ -	\$ -	\$ -	\$ 10,420,000	FY 2022	N/A
16	49	School Bus Replacement and Acquisition	Previously Identified	\$ -	\$ 800,000	\$ 8,755,000	\$ 9,235,000	\$ 9,745,000	\$ 10,280,000	\$ 10,845,000	\$ 49,660,000	FY 2022	N/A
17	47	Land Acquisition Fund	Previously Identified	\$ -	\$ 5,275,000	\$ 9,740,000	\$ 5,870,000	\$ 19,510,000	\$ 6,535,000	\$ 24,510,000	\$ 71,440,000	FY 2022	N/A
18		Other Projects Total		\$ 80,147,000	\$ 48,615,000	\$ 33,525,000	\$ 52,910,000	\$ 29,255,000	\$ 16,815,000	\$ 35,355,000	\$ 216,475,000		
19	57-77	Capital Facility Renewals and Alterations	Previously Identified	\$ 30,120,000	\$ 29,110,000	\$ 49,425,000	\$ 52,985,000	\$ 50,000,000	\$ 50,000,000	\$ 61,500,000	\$ 293,020,000		
20		Capital Renewals and Alterations Total		\$ 30,120,000	\$ 29,110,000	\$ 49,425,000	\$ 52,985,000	\$ 50,000,000	\$ 50,000,000	\$ 61,500,000	\$ 293,020,000		
21		CIP TOTAL		\$ 118,727,000	\$ 169,265,000	\$ 97,050,000	\$ 162,185,000	\$ 101,240,000	\$ 259,775,000	\$ 291,895,000	\$ 1,081,410,000		
22		CAPP TOTAL			\$ 24,543,000	\$ 27,904,300	\$ 33,354,050	\$ 35,326,300	\$ 37,325,300	\$ 40,697,050	\$ 199,150,000		
23		CIP AND CAPP TOTAL			\$ 193,808,000	\$ 124,954,300	\$ 195,539,050	\$ 136,566,300	\$ 297,100,300	\$ 332,592,050	\$ 1,280,560,000		

A	B	C	D	E	F	G	H
	LOUDOUN COUNTY PUBLIC SCHOOLS SCHOOL BOARD ADOPTED FY 2022 - FY 2027 CAPITAL IMPROVEMENT PROGRAM		Year 7	Year 8	Year 9	Year 10	
LINE NUMBER	PROJECT NAME	PROJECT STATUS	FY 2028	FY 2029	FY 2030	FY 2031	Years 7-10 Total
1	New Elementary School (ES-24), Central Loudoun	Previously Identified	\$ 62,415,000	\$ -	\$ -	\$ -	\$ 62,415,000
2	New Elementary School (ES-36), Undesignated	Previously Identified	\$ 62,415,000	\$ -	\$ -	\$ -	\$ 62,415,000
3	New Elementary School (ES-37), Undesignated	Previously Identified	\$ 8,605,000	\$ 63,115,000	\$ -	\$ -	\$ 71,720,000
4	New Elementary School (ES-38), Undesignated	Previously Identified	\$ -	\$ 8,605,000	\$ 63,115,000	\$ -	\$ 71,720,000
5	New Middle School (MS-15), Undesignated	Previously Identified	\$ 14,235,000	\$ 104,405,000	\$ -	\$ -	\$ 118,640,000
6	New High School (HS-15), Undesignated	Previously Identified	\$ -	\$ -	\$ 24,405,000	\$ 166,765,000	\$ 191,170,000
7	Eastern Transportation Facility	Previously Identified	\$ 3,750,000	\$ 27,500,000	\$ -	\$ -	\$ 31,250,000
8	Field House and Indoor Track Facility	Previously Identified	\$ 4,015,000	\$ 29,355,000	\$ -	\$ -	\$ 33,370,000
9	New Construction Projects Total		\$ 155,435,000	\$ 232,980,000	\$ 87,520,000	\$ 166,765,000	\$ 642,700,000
10	School Bus Radio Replacements	Previously Identified	\$ -	\$ 13,625,000	\$ -	\$ -	\$ 13,625,000
11	School Bus Replacement and Acquisition	Previously Identified	\$ 11,440,000	\$ 11,440,000	\$ 11,440,000	\$ 11,440,000	\$ 45,760,000
12	Land Acquisition Fund	Previously Identified	\$ -	\$ 17,970,000	\$ 24,510,000	\$ 5,000,000	\$ 47,480,000
13	Other Projects Total		\$ 11,440,000	\$ 43,035,000	\$ 35,950,000	\$ 16,440,000	\$ 106,865,000
14	Capital Facility Renewals and Alterations	Previously Identified	\$ 63,035,000	\$ 64,610,000	\$ 66,225,000	\$ 67,880,000	\$ 261,750,000
15	Capital Renewals and Alterations Total		\$ 63,035,000	\$ 64,610,000	\$ 66,225,000	\$ 67,880,000	\$ 261,750,000
16	CIP Total		\$ 229,910,000	\$ 340,625,000	\$ 189,695,000	\$ 251,085,000	\$ 1,011,315,000
17	CAPP TOTAL		\$ 40,697,050	\$ 40,697,050	\$ 40,697,050	\$ 40,697,050	\$ 162,788,200
18	CIP AND CAPP TOTAL		\$ 270,607,050	\$ 381,322,050	\$ 230,392,050	\$ 291,782,050	\$ 1,174,103,200

A	B	C	D	E	F	G	H	I	J	K	L	M	N
	LOUDOUN COUNTY PUBLIC SCHOOLS SCHOOL BOARD ADOPTED FY 2022 - FY 2027 CAPITAL IMPROVEMENT PROGRAM		Year 11	Year 12	Year 13	Year 14	Year 15	Year 16	Year 17	Year 18	Year 19	Year 20	
LINE NUMBER	PROJECT NAME	PROJECT STATUS	FY 2032	FY 2033	FY 2034	FY 2035	FY 2036	FY 2037	FY 2038	FY 2039	FY 2040	FY 2041	Years 11-20 Total
1	New Elementary School (ES-39), Undesignated	Previously Identified	\$ 8,605,000	\$ 63,115,000	\$ -	\$ -	\$ -	\$ -	\$ -	\$ -	\$ -	\$ -	\$ 71,720,000
2	New Elementary School (ES-41), Undesignated	Previously Identified	\$ -	\$ -	\$ 8,605,000	\$ 63,115,000	\$ -	\$ -	\$ -	\$ -	\$ -	\$ -	\$ 71,720,000
3	New Middle School (MS-20), Undesignated	Previously Identified	\$ 14,235,000	\$ 104,405,000	\$ -	\$ -	\$ -	\$ -	\$ -	\$ -	\$ -	\$ -	\$ 118,640,000
4	New High School (HS-18), Undesignated	Previously Identified	\$ -	\$ 24,405,000	\$ 166,765,000	\$ 12,200,000	\$ -	\$ -	\$ -	\$ -	\$ -	\$ -	\$ 203,370,000
5	New High School (HS-15), Undesignated	Previously Identified	\$ 12,200,000	\$ -	\$ -	\$ -	\$ -	\$ -	\$ -	\$ -	\$ -	\$ -	\$ 12,200,000
6	New Construction Projects Total		\$ 35,040,000	\$ 191,925,000	\$ 175,370,000	\$ 75,315,000	\$ -	\$ -	\$ -	\$ -	\$ -	\$ -	\$ 477,650,000
7	School Bus Radio Replacements	Previously Identified	\$ -	\$ -	\$ -	\$ -	\$ 13,625,000	\$ -	\$ -	\$ -	\$ -	\$ -	\$ 13,625,000
8	Other Projects Total		\$ -	\$ -	\$ -	\$ -	\$ 13,625,000	\$ -	\$ -	\$ -	\$ -	\$ -	\$ 13,625,000
9	Capital Facility Renewals and Alterations	Previously Identified	\$ 69,575,000	\$ 71,315,000	\$ 73,100,000	\$ 74,930,000	\$ 76,805,000	\$ 78,725,000	\$ 80,695,000	\$ 82,710,000	\$ 84,780,000	\$ 86,900,000	\$ 779,535,000
10	Capital Renewals and Alterations Total		\$ 69,575,000	\$ 71,315,000	\$ 73,100,000	\$ 74,930,000	\$ 76,805,000	\$ 78,725,000	\$ 80,695,000	\$ 82,710,000	\$ 84,780,000	\$ 86,900,000	\$ 779,535,000
11	CIP TOTAL		\$ 104,615,000	\$ 263,240,000	\$ 248,470,000	\$ 150,245,000	\$ 90,430,000	\$ 78,725,000	\$ 80,695,000	\$ 82,710,000	\$ 84,780,000	\$ 86,900,000	\$ 1,270,810,000
12	CAPP TOTAL		\$ 40,697,050	\$ 40,697,050	\$ 40,697,050	\$ 40,697,050	\$ 40,697,050	\$ 40,697,050	\$ 40,697,050	\$ 40,697,050	\$ 40,697,050	\$ 40,697,050	\$ 406,970,500
13	CIP AND CAPP TOTAL		\$ 145,312,050	\$ 303,937,050	\$ 289,167,050	\$ 190,942,050	\$ 131,127,050	\$ 119,422,050	\$ 121,392,050	\$ 123,407,050	\$ 125,477,050	\$ 127,597,050	\$ 1,677,780,500

A	B	C	D	E	F	G	H	I	J	K	L	M	N
	LOUDOUN COUNTY PUBLIC SCHOOLS SCHOOL BOARD ADOPTED FY 2022 - FY 2027 CAPITAL IMPROVEMENT PROGRAM		Year 21	Year 22	Year 23	Year 24	Year 25	Year 26	Year 27	Year 28	Year 29	Year 30	
LINE NUMBER	PROJECT NAME	PROJECT STATUS	FY 2042	FY 2043	FY 2044	FY 2045	FY 2046	FY 2047	FY 2048	FY 2049	FY 2050	FY 2051	Years 21-30 Total
1	New Construction Projects Total		\$ -	\$ -	\$ -	\$ -	\$ -	\$ -	\$ -	\$ -	\$ -	\$ -	\$ -
2	School Bus Radio Replacements	Previously Identified	\$ -	\$ 13,625,000	\$ -	\$ -	\$ -	\$ -	\$ -	\$ -	\$ -	\$ -	\$ 13,625,000
3	School Bus Radio Replacements	Previously Identified	\$ -	\$ -	\$ -	\$ -	\$ -	\$ -	\$ -	\$ -	\$ 13,625,000	\$ -	\$ 13,625,000
4	Land Acquisition Fund	Previously Identified	\$ -	\$ -	\$ -	\$ -	\$ -	\$ -	\$ -	\$ 5,000,000	\$ -	\$ -	\$ 5,000,000
5	Other Projects Total		\$ -	\$ 13,625,000	\$ -	\$ -	\$ -	\$ -	\$ -	\$ 5,000,000	\$ 13,625,000	\$ -	\$ 32,250,000
6	Capital Facility Renewals and Alterations	Previously Identified	\$ 89,070,000	\$ 91,295,000	\$ 93,575,000	\$ 95,915,000	\$ 98,315,000	\$ 100,775,000	\$ 103,295,000	\$ 105,875,000	\$ 108,520,000	\$ 111,235,000	\$ 997,870,000
7	Capital Renewals and Alterations Total		\$ 89,070,000	\$ 91,295,000	\$ 93,575,000	\$ 95,915,000	\$ 98,315,000	\$ 100,775,000	\$ 103,295,000	\$ 105,875,000	\$ 108,520,000	\$ 111,235,000	\$ 997,870,000
8	CIP TOTAL		\$ 89,070,000	\$ 104,920,000	\$ 93,575,000	\$ 95,915,000	\$ 98,315,000	\$ 100,775,000	\$ 103,295,000	\$ 110,875,000	\$ 122,145,000	\$ 111,235,000	\$ 1,030,120,000
9	CAPP TOTAL		\$ 40,697,050	\$ 40,697,050	\$ 40,697,050	\$ 40,697,050	\$ 40,697,050	\$ 40,697,050	\$ 40,697,050	\$ 40,697,050	\$ 40,697,050	\$ 40,697,050	\$ 406,970,500
10	CIP AND CAPP TOTAL		\$ 129,767,050	\$ 145,617,050	\$ 134,272,050	\$ 136,612,050	\$ 139,012,050	\$ 141,472,050	\$ 143,992,050	\$ 151,572,050	\$ 162,842,050	\$ 151,932,050	\$ 1,437,090,500

NEW CONSTRUCTION FUNDING SUMMARY TABLE

CIP PAGE NUMBER	PROJECT NAME	PROJECT STATUS	Prior Year	FY 2022	FY 2023	FY 2024	FY 2025	FY 2026	FY 2027	Years 1-6 Total
35	New Elementary School (ES-32), Dulles South	Previously Identified	\$ -	\$ -	\$ 7,250,000	\$ 56,290,000	\$ -	\$ -	\$ -	\$ 63,540,000
36	New Elementary School (ES-34), Dulles North	Previously Identified	\$ -	\$ -	\$ -	\$ -	\$ -	\$ 10,075,000	\$ 66,785,000	\$ 76,860,000
37	New Elementary School (ES-24), Central Loudoun	Previously Identified	\$ -	\$ -	\$ -	\$ -	\$ -	\$ -	\$ 8,515,000	\$ 8,515,000
38	New Elementary School (ES-36), Undesignated	Previously Identified	\$ -	\$ -	\$ -	\$ -	\$ -	\$ -	\$ 8,515,000	\$ 8,515,000
39	New Middle School (MS-14), Dulles North	Previously Funded	\$ 8,460,000	\$ 80,310,000	\$ -	\$ -	\$ -	\$ -	\$ -	\$ 80,310,000
40	New Middle School (MS-19), Undesignated	Previously Identified	\$ -	\$ -	\$ -	\$ -	\$ -	\$ 13,585,000	\$ 99,620,000	\$ 113,205,000
41	New High School (HS-14), Dulles North	Previously Identified	\$ -	\$ -	\$ -	\$ -	\$ 21,985,000	\$ 158,500,000	\$ 11,605,000	\$ 192,090,000
43	Student Welcome Center Addition at Sterling ES	Previously Identified	\$ -	\$ 860,000	\$ 6,850,000	\$ -	\$ -	\$ -	\$ -	\$ 7,710,000
42	Hartland Site Development	New Request	\$ -	\$ 10,370,000	\$ -	\$ -	\$ -	\$ 10,800,000	\$ -	\$ 21,170,000
	New Construction Projects Total		\$ 8,460,000	\$ 91,540,000	\$ 14,100,000	\$ 56,290,000	\$ 21,985,000	\$ 192,960,000	\$ 195,040,000	\$ 571,915,000

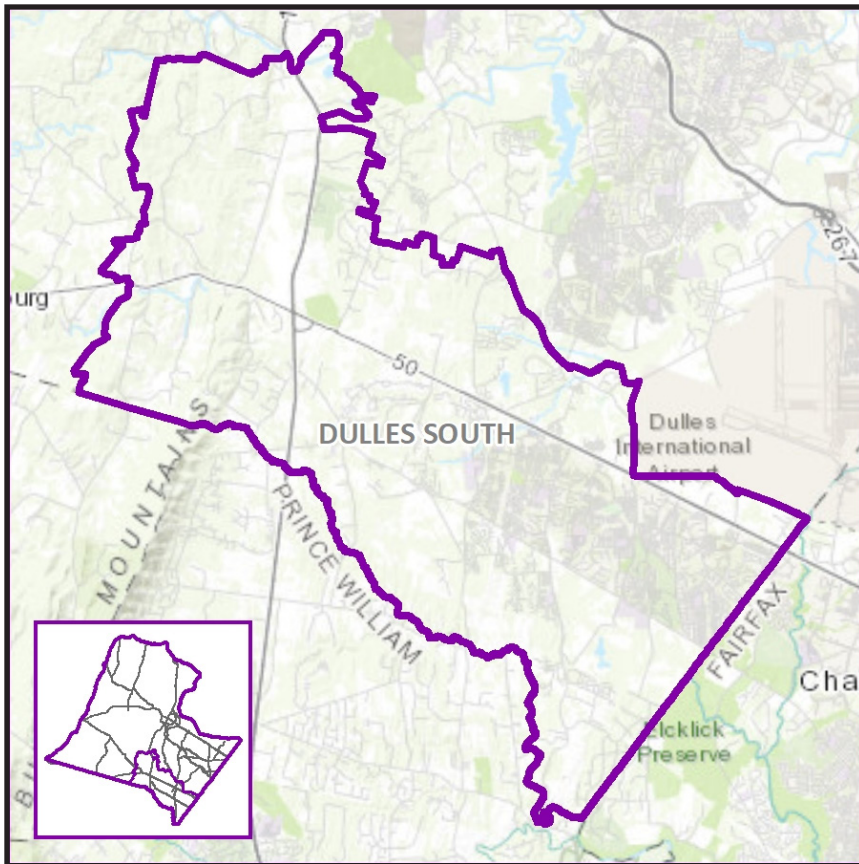
This page is intentionally blank.

ELEMENTARY SCHOOL, ES-32

The elementary school will be built using a multi-story design. The estimated 106,323 square foot building will serve students in kindergarten through grade five. With an anticipated capacity of 960, the elementary school will include classrooms, cafeteria, multipurpose room, media center, and unlighted outdoor physical education fields.

A site will need to be acquired for ES-32 in the Dulles South Planning District.

Acres	20
Square Feet	106,323
Base Capacity	960
Election District	Dulles
LCPS Planning District	Dulles South
Referendum Date	TBD
School Year Opening	2025-2026



PROJECT	TASK	FUNDING	FY 2022				FY 2023				FY 2024				FY 2025				FY 2026				FY 2027			
			Q1	Q2	Q3	Q4	Q1	Q2	Q3	Q4	Q1	Q2	Q3	Q4	Q1	Q2	Q3	Q4	Q1	Q2	Q3	Q4	Q1	Q2	Q3	Q4
ES-32, Dulles South	Design	\$ 7.250					DESIGN				BID															
	Construction and FFE	\$ 56.290										CONSTRUCTION				FFE	OPEN									
	Total Appropriations	\$ 63.540					\$ 7.250				\$ 56.290															

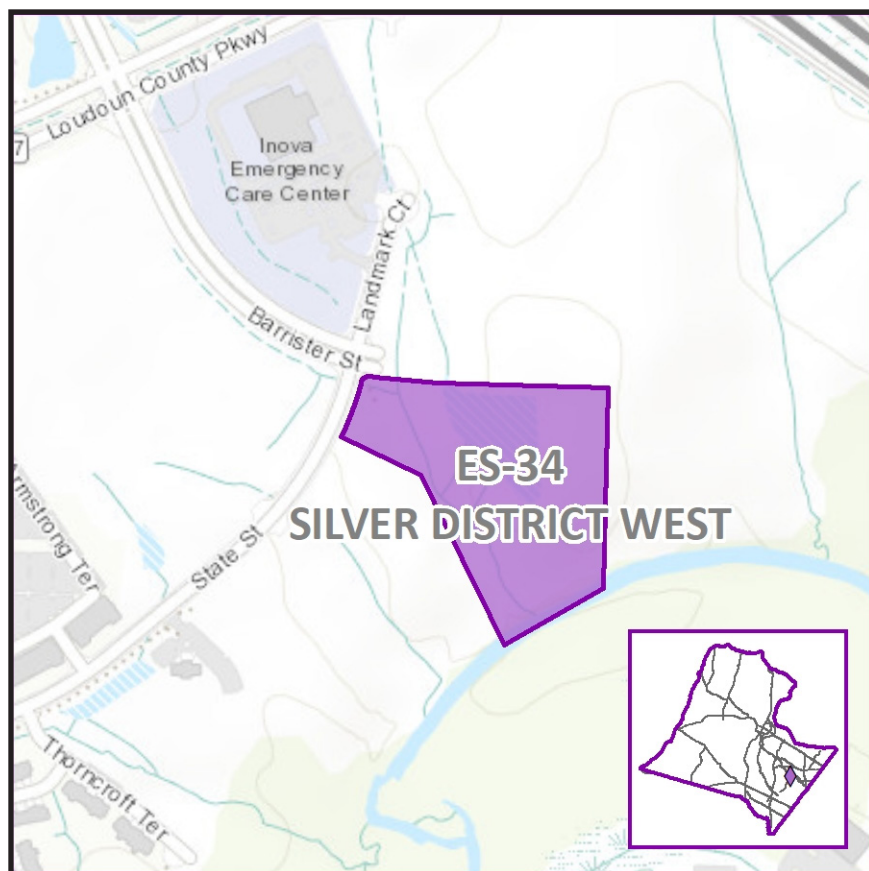
ELEMENTARY SCHOOL, ES-34

The elementary school will be built using a multi-story design. The estimated 106,323 square foot building will serve students in kindergarten through grade five. With an anticipated capacity of 960, the elementary school will include classrooms, cafeteria, multipurpose room, media center, and unlighted outdoor physical education fields.

Additional funding is provided in the project budget for a structured parking facility on-site, to serve the school.

ES-34 is planned in the Dulles North Planning District, on a proffered site in the Silver District West development.

Acres	8
Square Feet	106,323
Base Capacity	960
Election District	Dulles
LCPS Planning District	Dulles North
Referendum Date	TBD
School Year Opening	2028-2029

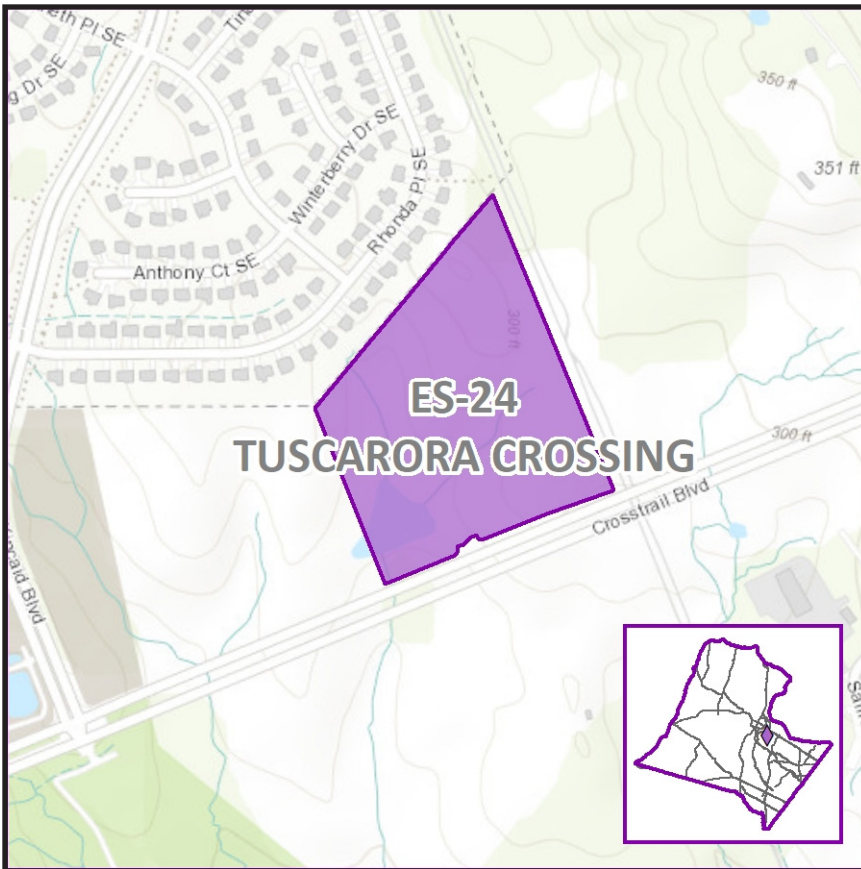


PROJECT	TASK	FUNDING	FY 2022				FY 2023				FY 2024				FY 2025				FY 2026				FY 2027			
			Q1	Q2	Q3	Q4	Q1	Q2	Q3	Q4	Q1	Q2	Q3	Q4	Q1	Q2	Q3	Q4	Q1	Q2	Q3	Q4	Q1	Q2	Q3	Q4
ES-34, Dulles North	Design	\$ 10.075																								
	Construction and FFE	\$ 66.785																								
	Total Appropriations	\$ 76.860																								

ELEMENTARY SCHOOL, ES-24

The elementary school will be built using a multi-story design. The estimated 106,323 square foot building will serve students in kindergarten through grade five. With an anticipated capacity of 960, the elementary school will include classrooms, cafeteria, multipurpose room, media center, and unlighted outdoor physical education fields.

ES-24 is planned in the Central Loudoun Planning District, on a preferred site in the Tuscarora Crossing development.



Acres	15
Square Feet	106,323
Base Capacity	960
Election District	Catoctin
LCPS Planning District	Central Loudoun
Referendum Date	TBD
School Year Opening	2029-2030

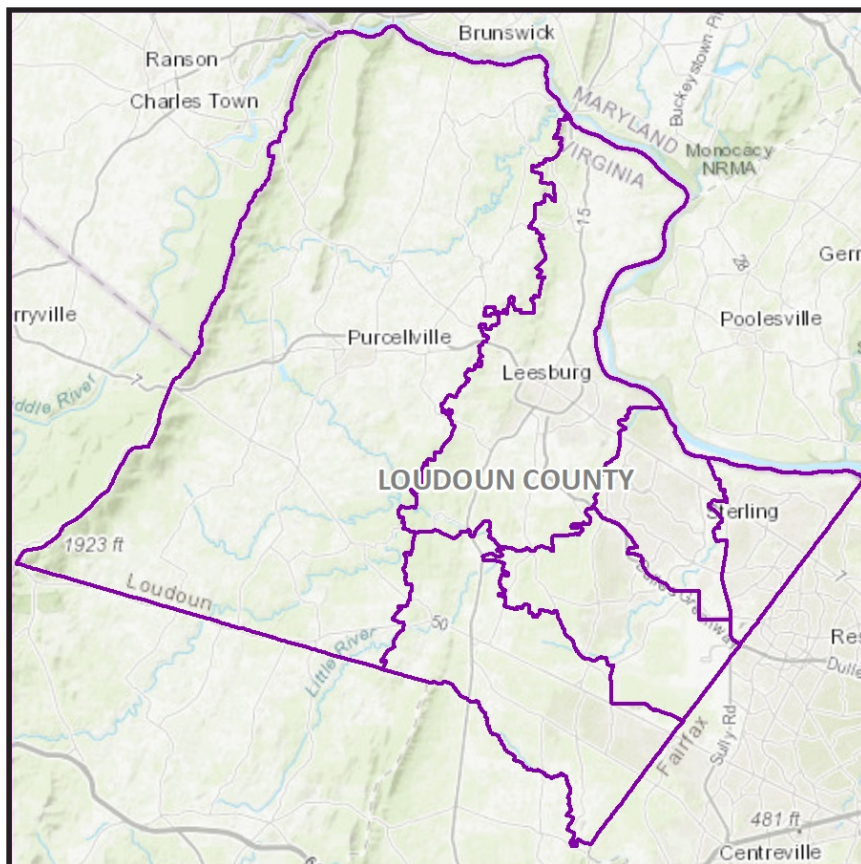
PROJECT	TASK	FUNDING	FY 2022				FY 2023				FY 2024				FY 2025				FY 2026				FY 2027			
			Q1	Q2	Q3	Q4	Q1	Q2	Q3	Q4	Q1	Q2	Q3	Q4	Q1	Q2	Q3	Q4	Q1	Q2	Q3	Q4	Q1	Q2	Q3	Q4
ES-24, Central Loudoun	Design	\$ 8.515																								DESIGN
	Construction and FFE	\$ 62.415																								
	Total Appropriations	\$ 70.930																								\$ 8.515

ELEMENTARY SCHOOL, ES-36

The elementary school will be built using a multi-story design. The estimated 106,323 square foot building will serve students in kindergarten through grade five. With an anticipated capacity of 960, the elementary school will include classrooms, cafeteria, multipurpose room, media center, and unlighted outdoor physical education fields.

A site will need to be acquired for ES-36. The school site is undesignated; sites in various LCPS Planning Districts may be considered for the school, based on need.

Acres	20
Square Feet	106,323
Base Capacity	960
Election District	TBD
LCPS Planning District	TBD
Referendum Date	TBD
School Year Opening	2029-2030



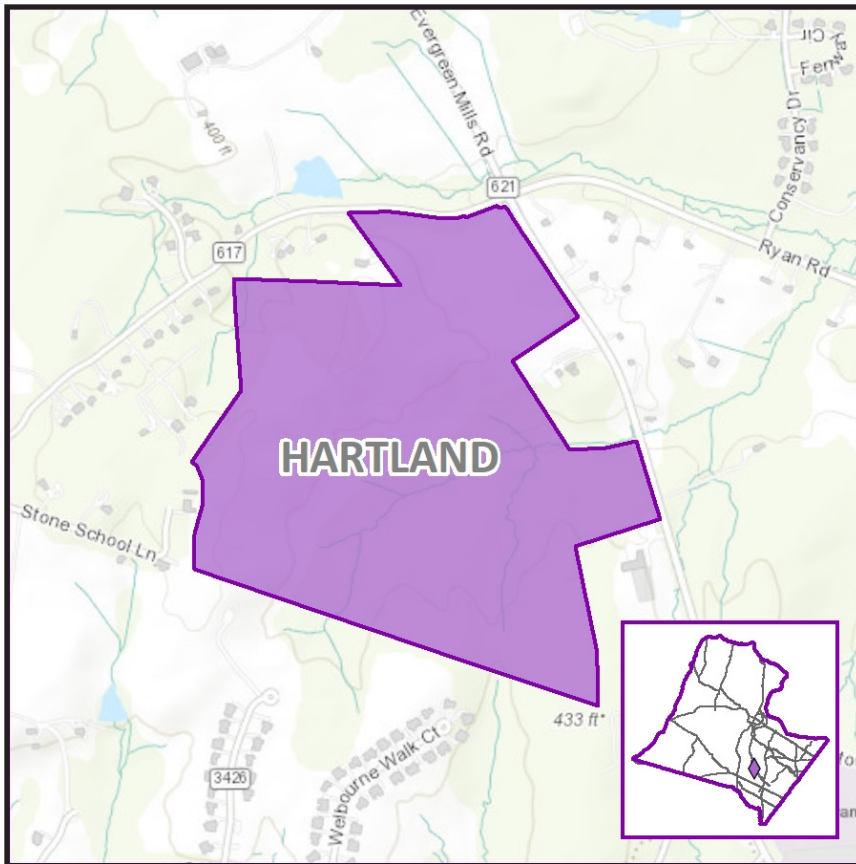
PROJECT	TASK	FUNDING	FY 2022				FY 2023				FY 2024				FY 2025				FY 2026				FY 2027			
			Q1	Q2	Q3	Q4	Q1	Q2	Q3	Q4	Q1	Q2	Q3	Q4	Q1	Q2	Q3	Q4	Q1	Q2	Q3	Q4	Q1	Q2	Q3	Q4
ES-36, Undesignated	Design	\$ 8.515																								DESIGN
	Construction and FFE	\$ 62.415																								
	Total Appropriations	\$ 70.930																								\$ 8.515

MIDDLE SCHOOL, MS-14

The middle school will be built using a multi-story design. The estimated 184,593 square foot building will serve students in grades six through eight. With an anticipated capacity of 1445, the middle school design will utilize the “house” concept for each grade and will include classrooms, cafeteria, auditorium, media center, gymnasium, auxiliary gymnasium, and unlighted outdoor physical education fields.

A site is under contract for MS-14 in the Dulles North Planning District. Other uses may be co-located on the site, to include a future high school (HS-14), a future elementary school (TBD), the Field House and Indoor Track facility, and other future public uses.

Acres	172
Square Feet	184,593
Base Capacity	1,445
Election District	Blue Ridge
LCPS Planning District	Dulles North
Referendum Date	November 2019
School Year Opening	2024-2025



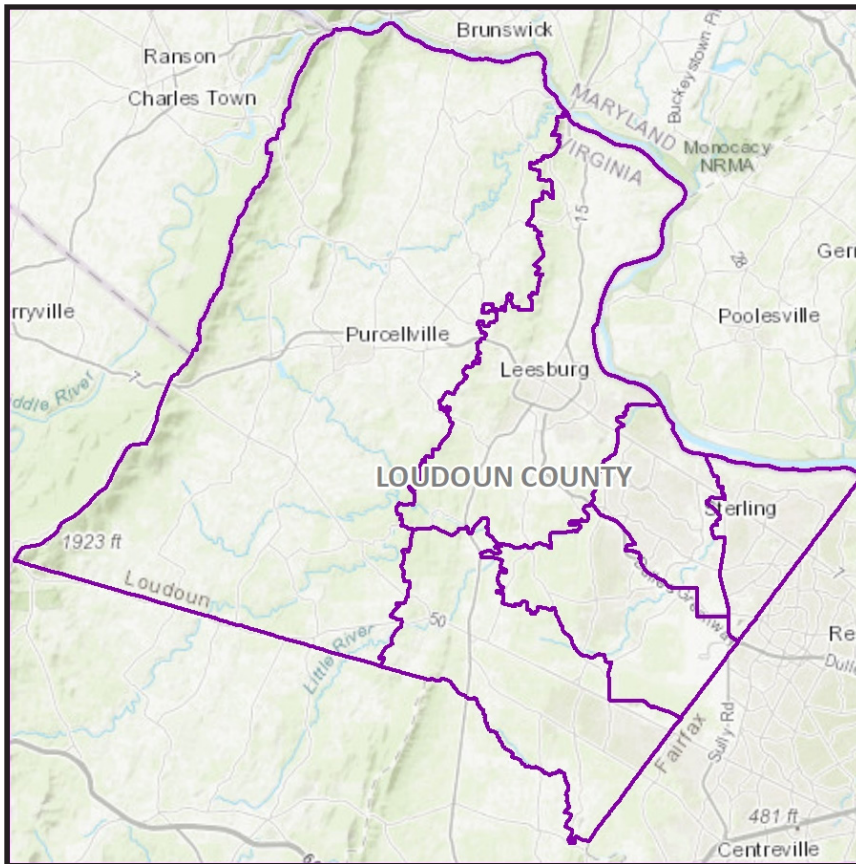
PROJECT	TASK	FUNDING	FY 2022				FY 2023				FY 2024				FY 2025				FY 2026				FY 2027			
			Q1	Q2	Q3	Q4	Q1	Q2	Q3	Q4	Q1	Q2	Q3	Q4	Q1	Q2	Q3	Q4	Q1	Q2	Q3	Q4	Q1	Q2	Q3	Q4
MS-14, Dulles North	Design	\$ 8.460	BID																							
	Construction and FFE	\$ 80.310		CONSTRUCTION										FFE	OPEN											
	Total Appropriations	\$ 88.770	\$	80.310																						

MIDDLE SCHOOL, MS-19

The middle school will be built using a multi-story design. The estimated 184,593 square foot building will serve students in grades six through eight. With an anticipated capacity of 1445, the middle school design will utilize the “house” concept for each grade and will include classrooms, cafeteria, auditorium, media center, gymnasium, auxiliary gymnasium, and unlighted outdoor physical education fields.

A site will need to be acquired for MS-19. The school site is undesignated; sites in various LCPS Planning Districts may be considered for the school, based on need.

Acres	35
Square Feet	184,593
Base Capacity	1,445
Election District	TBD
LCPS Planning District	TBD
Referendum Date	TBD
School Year Opening	2029-2030

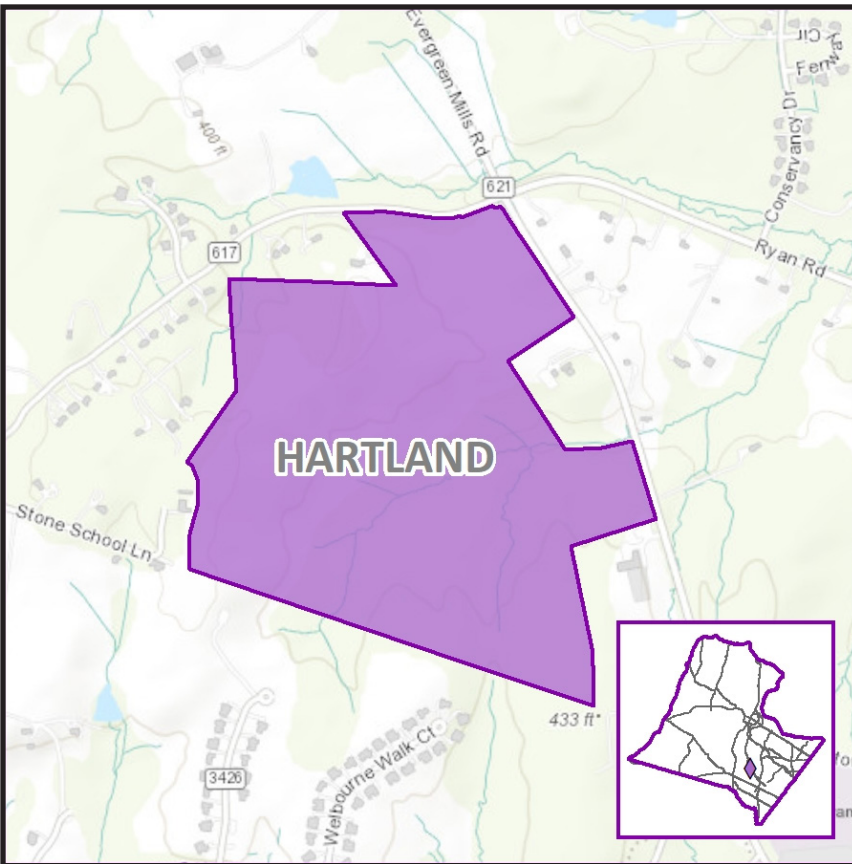


PROJECT	TASK	FUNDING	FY 2022				FY 2023				FY 2024				FY 2025				FY 2026				FY 2027			
			Q1	Q2	Q3	Q4	Q1	Q2	Q3	Q4	Q1	Q2	Q3	Q4	Q1	Q2	Q3	Q4	Q1	Q2	Q3	Q4	Q1	Q2	Q3	Q4
MS-19, Undesignated	Design	\$ 13.585																	DESIGN	BID						
	Construction and FFE	\$ 99.620																							CONST	
	Total Appropriations	\$ 113.205																	\$ 13.585				\$ 99.620			

HIGH SCHOOL, HS-14

The high school will be built using a multi-story design. The estimated 305,254 square foot building will serve students in grades nine through twelve. With an anticipated capacity of 2100, the high school will include classrooms, cafeteria, auditorium, media center, gymnasium, auxiliary gymnasium, outdoor physical education fields, and other associated spaces to support the high school program.

HS-14 is planned to be co-located with MS-14 on the Hartland site, which is currently under contract for purchase.



Acres	75
Square Feet	305,254
Base Capacity	2,100
Election District	Blue Ridge
LCPS Planning District	Dulles North
Referendum Date	TBD
School Year Opening	2028-2029

PROJECT	TASK	FUNDING	FY 2022				FY 2023				FY 2024				FY 2025				FY 2026				FY 2027			
			Q1	Q2	Q3	Q4	Q1	Q2	Q3	Q4	Q1	Q2	Q3	Q4	Q1	Q2	Q3	Q4	Q1	Q2	Q3	Q4	Q1	Q2	Q3	Q4
HS-14, Dulles North	Design	\$ 21.985													DESIGN				BID							
	Construction	\$ 158.500																		CONSTRUCTION						
	FFE	\$ 11.605																								
	Total Appropriations	\$ 192.090													\$ 21.985				\$ 158.500				\$ 11.605			

HARTLAND SITE DEVELOPMENT

The project provides infrastructure funding for the Hartland site, a 172-acre parcel currently under contract to locate MS-14, to develop and master plan a future school and/or public use campus.

The campus may include MS-14, a future high school (HS-14), a future elementary school (TBD), the Field House and Indoor Track facility, and/or other public uses.

Project funding for the potential campus would address:

1. An internal road within the site to access the planned public use(s) while minimizing traffic on adjacent public roads;
2. The extension of public water and sewer into the site;
3. Paving Red Hill Road, to include associated turn lanes and an adjacent shared use path, from Evergreen Mills Road to the site entrance; and
4. Intersection improvements at the campus access points with Evergreen Mills Road.

Acres	172
Square Feet	TBD
Base Capacity	TBD
Election District	Blue Ridge
LCPS Planning District	Dulles North
Referendum Date	TBD
School Year Opening	Various

PROJECT	TASK	FUNDING	FY 2022				FY 2023				FY 2024				FY 2025				FY 2026				FY 2027			
			Q1	Q2	Q3	Q4	Q1	Q2	Q3	Q4	Q1	Q2	Q3	Q4	Q1	Q2	Q3	Q4	Q1	Q2	Q3	Q4	Q1	Q2	Q3	Q4
Hartland Site Development	Phase 1 - MS	\$ 10.370	DESIGN				CONSTRUCTION																			
	Phase 2	\$ 10.800																	DESIGN				CONSTRUCTION			
	Total Appropriations	\$ 21.170	\$ 10.370																\$ 10.800							

School Board Adopted FY 2022 - FY 2027 Capital Budgets

December 15, 2020

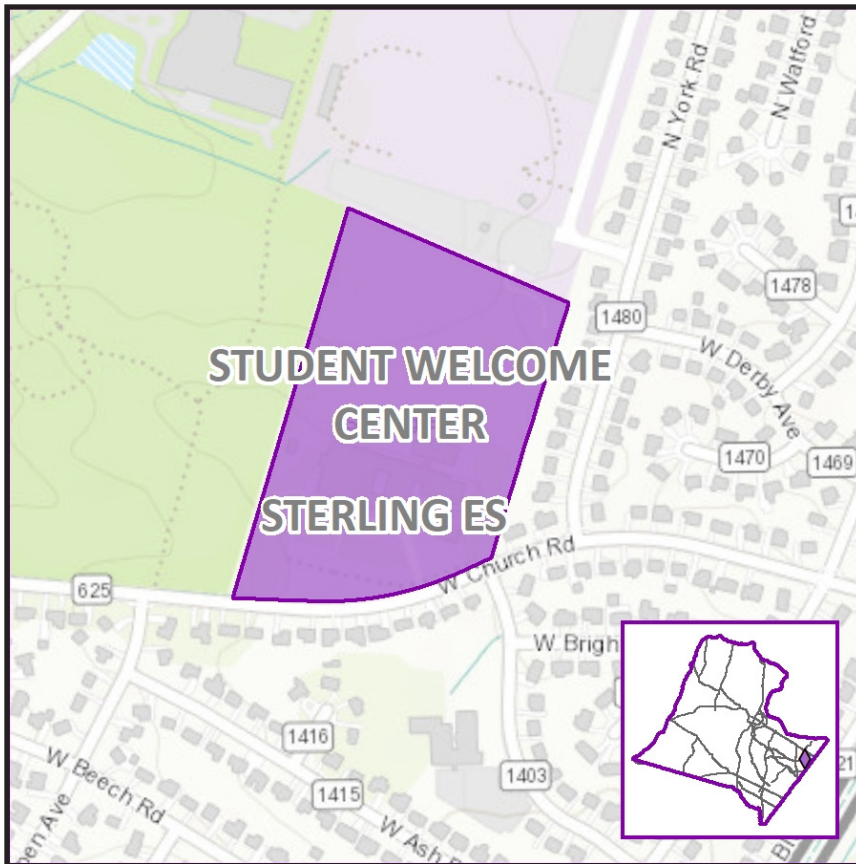
STUDENT WELCOME CENTER

The project provides funding to design and construct an addition at Sterling Elementary School for a Student Welcome Center.

The establishment of a Student Welcome Center in eastern Loudoun will provide more efficient and effective delivery of services to the County's limited English proficient public-school students. The Welcome Center will offer a centralized location in eastern Loudoun for various instructional program registration needs, as well as for instructional and/or pupil services support staff.

The addition to Sterling Elementary School, for the Welcome Center, will total 7,500 square feet but will not increase the base capacity of the school. On-site parking will be expanded to accommodate the co-located uses.

Acres	N/A
Square Feet	7,500
Base Capacity	N/A
Election District	Sterling
LCPS Planning District	Eastern Loudoun
Referendum Date	November 2020
School Year Opening	2023-2024



PROJECT	TASK	FUNDING	FY 2022				FY 2023				FY 2024				FY 2025				FY 2026				FY 2027			
			Q1	Q2	Q3	Q4	Q1	Q2	Q3	Q4	Q1	Q2	Q3	Q4	Q1	Q2	Q3	Q4	Q1	Q2	Q3	Q4	Q1	Q2	Q3	Q4
Student Welcome Center	Design	\$ 0.860	DESIGN		BID																					
	Construction and FFE	\$ 6.850					CONSTRUCTION				OPEN															
	Total Appropriations	\$ 7.710	\$ 0.860				\$ 6.850																			

This page is intentionally blank.

OTHER PROJECTS FUNDING SUMMARY TABLE

CIP PAGE NUMBER	PROJECT NAME	PROJECT STATUS	Prior Year	FY 2022	FY 2023	FY 2024	FY 2025	FY 2026	FY 2027	Years 1-6 Total
51	Douglass School Renewal	Previously Funded	\$ 24,433,000	\$ 9,320,000	\$ -	\$ -	\$ -	\$ -	\$ -	\$ 9,320,000
50	School Security Improvements	Previously Funded	\$ 55,714,000	\$ 22,800,000	\$ 11,615,000	\$ 2,875,000	\$ -	\$ -	\$ -	\$ 37,290,000
52	Valley Service Center Replacement	Previously Identified	\$ -	\$ -	\$ 3,415,000	\$ 34,275,000	\$ -	\$ -	\$ -	\$ 37,690,000
53	Valley Service Center Traffic Signal	Previously Identified	\$ -	\$ -	\$ -	\$ 655,000	\$ -	\$ -	\$ -	\$ 655,000
48	School Bus Radio Replacements	Previously Identified	\$ -	\$ 10,420,000	\$ -	\$ -	\$ -	\$ -	\$ -	\$ 10,420,000
49	School Bus Replacement and Acquisition	Previously Identified	\$ -	\$ 800,000	\$ 8,755,000	\$ 9,235,000	\$ 9,745,000	\$ 10,280,000	\$ 10,845,000	\$ 49,660,000
47	Land Acquisition Fund	Previously Identified	\$ -	\$ 5,275,000	\$ 9,740,000	\$ 5,870,000	\$ 19,510,000	\$ 6,535,000	\$ 24,510,000	\$ 71,440,000
	Other Projects Total		\$ 80,147,000	\$ 48,615,000	\$ 33,525,000	\$ 52,910,000	\$ 29,255,000	\$ 16,815,000	\$ 35,355,000	\$ 216,475,000

This page is intentionally blank.

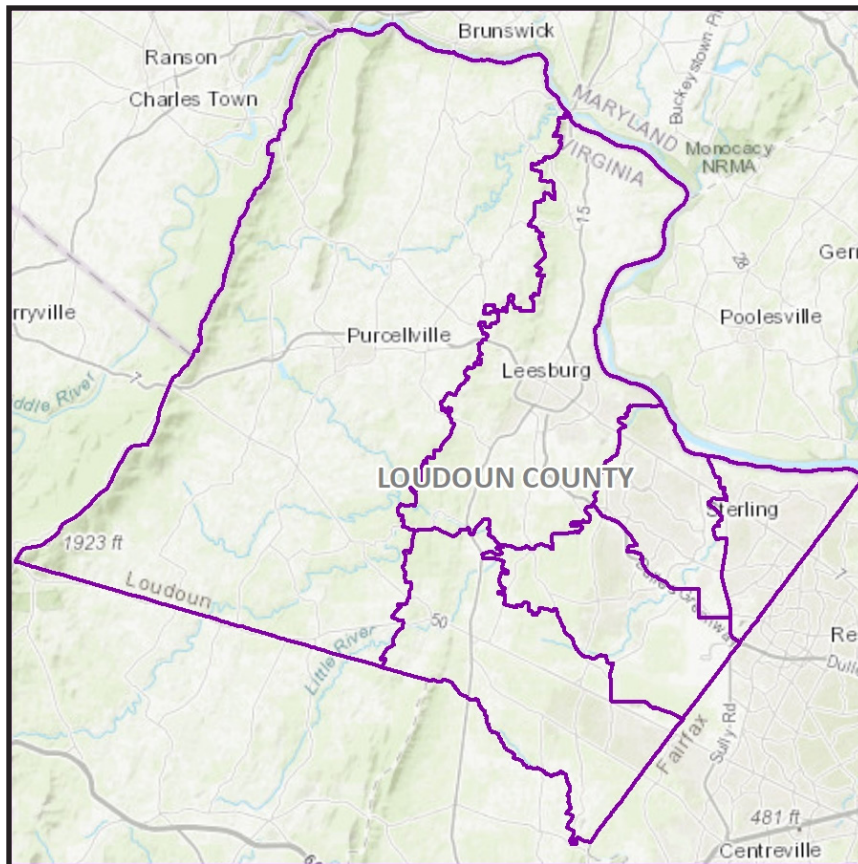
LAND ACQUISITION FUND

New school projects are located on sites acquired by proffered conveyance or purchase. When school sites cannot be obtained via proffered conveyance through an approved rezoning, LCPS requests funding to acquire suitable land to develop schools in locations that best serve the County's residents.

Funding is requested to acquire seven (7) elementary schools, three (3) middle schools, two (2) high schools, and one (1) support facility during the 30-year CIP from FY 2022 to FY 2051.

Funding for land acquisition is planned up to three (3) years in advance of the commencement of design for school capital projects. Projected residential development in the County's 2019 Comprehensive Plan requires most of the land acquisition funding for new school sites in the first six-years of the CIP. This allows funds to be available early in the CIP to potentially acquire sites before available tracts of land are sold for other purposes.

Acres	TBD
Square Feet	N/A
Base Capacity	N/A
Election District	Countywide
LCPS Planning District	Countywide
Referendum Date	TBD
School Year Opening	N/A



PROJECT	TASK	FUNDING	FY 2022				FY 2023				FY 2024				FY 2025				FY 2026				FY 2027			
			Q1	Q2	Q3	Q4	Q1	Q2	Q3	Q4	Q1	Q2	Q3	Q4	Q1	Q2	Q3	Q4	Q1	Q2	Q3	Q4	Q1	Q2	Q3	Q4
Land Acquisition	Design																									
	Construction																									
	Total Appropriations	\$ 71.440	\$ 5.275				\$ 9.740				\$ 5.870				\$ 19.510				\$ 6.535				\$ 24.510			



SCHOOL BUS RADIO REPLACEMENTS

Project funding will update the radio system to the latest standards, provide a warranty, and establish a system that is serviceable by multiple vendors.

LCPS radio infrastructure is comprised of eight (8) separate radio sites that provide county-wide radio coverage for over 1,000 users. The radio system handles an average of 60,000 radio transmissions per month for school buses alone, and provides communications for support staff and alert radio transmissions for schools.

The current system is aging. Many of the tower antenna systems are more than ten (10) years old and the last major system update was seven (7) years ago. Technology infrastructure improvements will enhance the service and coverage at LCPS radio sites and for end users of the system.

Acres	N/A
Square Feet	N/A
Base Capacity	N/A
Election District	Countywide
LCPS Planning District	Countywide
Referendum Date	TBD
School Year Opening	N/A

PROJECT	TASK	FUNDING	FY 2022				FY 2023				FY 2024				FY 2025				FY 2026				FY 2027			
			Q1	Q2	Q3	Q4	Q1	Q2	Q3	Q4	Q1	Q2	Q3	Q4	Q1	Q2	Q3	Q4	Q1	Q2	Q3	Q4	Q1	Q2	Q3	Q4
School Bus Radio Replacements	Design																									
	Construction	\$ 10.420																								
	Total Appropriations	\$ 10.420	\$ 10.420																							

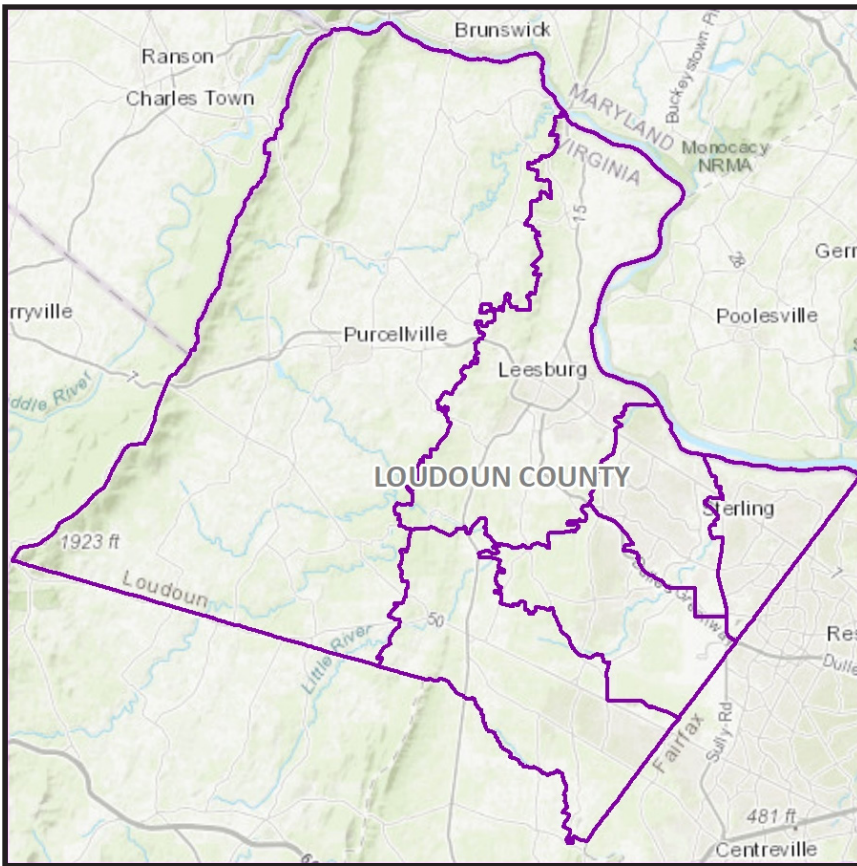


SCHOOL BUS REPLACEMENT AND ACQUISITION

This project provides funding for the replacement and acquisition of school buses on an annual basis.

Acres	N/A
Square Feet	N/A
Base Capacity	N/A
Election District	Countywide
LCPS Planning District	Countywide
Referendum Date	TBD
School Year Opening	N/A

PROJECT	TASK	FUNDING	FY 2022				FY 2023				FY 2024				FY 2025				FY 2026				FY 2027			
			Q1	Q2	Q3	Q4	Q1	Q2	Q3	Q4	Q1	Q2	Q3	Q4	Q1	Q2	Q3	Q4	Q1	Q2	Q3	Q4	Q1	Q2	Q3	Q4
School Bus Replacement and Acquisition	Design																									
	Construction																									
	Total Appropriations	\$ 49.660	\$ 0.800				\$ 8.755				\$ 9.235				\$ 9.745				\$ 10.280				\$ 10.845			



SCHOOL SECURITY IMPROVEMENTS

Prior appropriations were approved in FY 2019, FY 2020, and FY 2021 to provide secure vestibules, upgraded intrusion detection systems, and exterior door electronic access locks at 51 elementary schools, 11 middle schools, and 13 high schools throughout the County. Additional funding is requested to provide enhanced security improvements at all LCPS schools.

Funding will provide enhanced security at school campuses to include: enhanced door hardware, electronics and controls at building entries to manage visitor access, additional cameras and iPhones, modified office configurations, access deterrent measures, and interim secure vestibules to provide enhanced security until permanent work can be completed. Additional enhanced visitor management hardware, controls and access deterrent measures also need to be applied to other facilities that already have the necessary vestibule configuration. Significant interior modifications of office and media center spaces at nine (9) high schools are proposed to better align staff resources with enhanced entry security systems.

Election District
LCPS Planning District
Referendum Date
School Year Openings

Countywide
Countywide
November 2017, 2018, 2020
2021-2024

PROJECT	TASK	FUNDING	FY 2022				FY 2023				FY 2024				FY 2025				FY 2026				FY 2027			
			Q1	Q2	Q3	Q4	Q1	Q2	Q3	Q4	Q1	Q2	Q3	Q4	Q1	Q2	Q3	Q4	Q1	Q2	Q3	Q4	Q1	Q2	Q3	Q4
School Security Improvements	Exterior Doors	\$ 4.785	CONSTRUCTION																							
	Alarm Systems	\$ 2.940	CONSTRUCTION																							
	Secure Vestibules	\$ 85.279	CONSTRUCTION																							
	Total Appropriations	\$ 93.004	\$ 22.800				\$ 11.615				\$ 2.875															

THE DOUGLASS SCHOOL RENEWAL

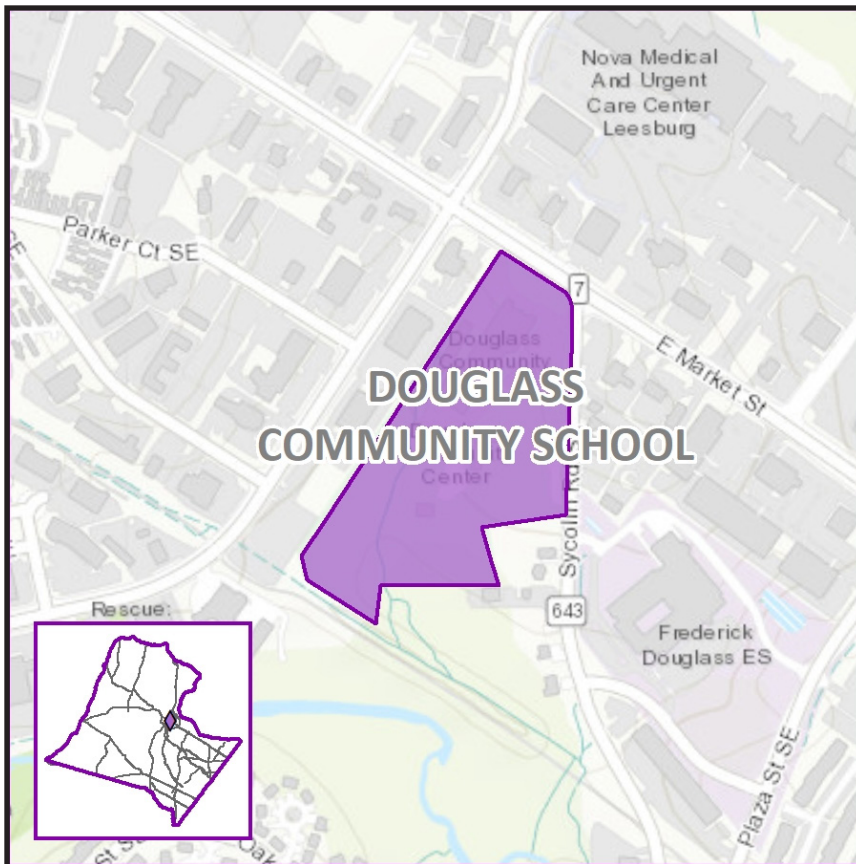
The Douglass School renewal was originally part of a project with the former CS Monroe Technology Center to renovate both buildings. The CS Monroe building has been demolished and the new school, The North Star School, is under construction. Additional appropriations are requested to complete the Douglass School renewal project.

The Douglass School was constructed in 1941 to serve as the first and only African American high school in the county until the end of segregation in 1968. The land was purchased by the African American community and donated to the School Board to secure a place for the secondary education of their children. The building is listed in the Virginia Landmarks Register and the National Register of Historic Places.

The scope of work upholds the significance of the building through historic preservation while providing needed educational programming and community uses - the English Learners (EL) Welcome Center, Head Start, STEP (Starting Towards Excellence in Preschool), and Child Find program.

The historic restoration will follow the Secretary of the Interior's Standards for the Treatment of Historic Properties. Site improvements will continue to provide County Parks, Recreation and Community Services (PRCS) recreational uses, event and/or rental opportunities, and parking. Commemorative and interpretive display opportunities within the building and site will be considered based on input from the community and in conjunction with the LCPS Action Plan to Combat Systemic Racism.

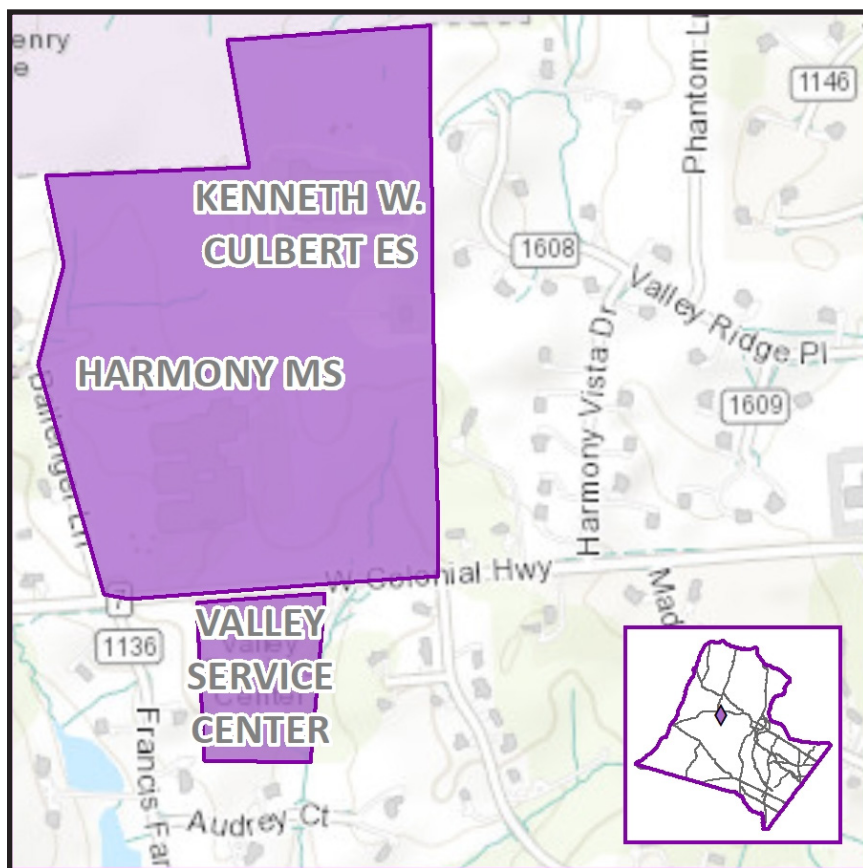
Acres	13
Square Feet	50,000
Election District	Leesburg
LCPS Planning District	Central Loudoun
Referendum Date	November 2017 and 2020
School Year Opening	2022-2023



PROJECT	TASK	FUNDING	FY 2022				FY 2023				FY 2024				FY 2025				FY 2026				FY 2027			
			Q1	Q2	Q3	Q4	Q1	Q2	Q3	Q4	Q1	Q2	Q3	Q4	Q1	Q2	Q3	Q4	Q1	Q2	Q3	Q4	Q1	Q2	Q3	Q4
Douglass School Renewal	Design	\$ 3.500																								
	Construction and FFE	\$ 30.253	CONSTRUCTION				FFE	OPEN																		
	Total Appropriations	\$ 33.753	\$ 9.320																							

School Board Adopted FY 2022 - FY 2027 Capital Budgets

December 15, 2020



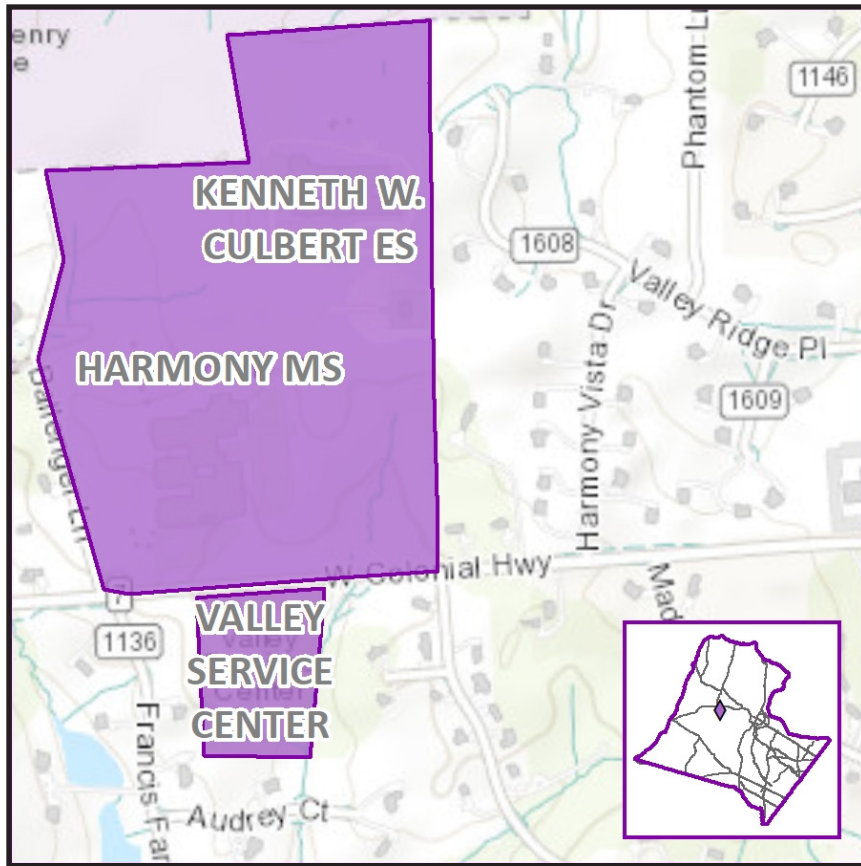
VALLEY SERVICE CENTER REPLACEMENT & BUS PARKING

The Valley Service Center (aka Western Transportation Facility) has been in operation by LCPS for over a decade under a lease. The Loudoun County School Board purchased the property in FY 2018. LCPS bus maintenance utilizes a single-bay repair garage in the facility. This facility needs to be replaced with a modern bus maintenance garage with multiple repair bays.

The site will be redesigned to more efficiently utilize the property. The site will include a vehicle maintenance and repair facility, a LCPS/County fuel station, storage for LCPS and County materials and equipment, and bus parking. Bus parking improvements will also be completed in conjunction with the project.

Acres	8
Square Feet	22,800
Base Capacity	N/A
Election District	Catoctin
LCPS Planning District	Western Loudoun
Referendum Date	TBD
School Year Opening	2025-2026

PROJECT	TASK	FUNDING	FY 2022				FY 2023				FY 2024				FY 2025				FY 2026				FY 2027			
			Q1	Q2	Q3	Q4	Q1	Q2	Q3	Q4	Q1	Q2	Q3	Q4	Q1	Q2	Q3	Q4	Q1	Q2	Q3	Q4	Q1	Q2	Q3	Q4
Valley Service Center Replacement	Design	\$ 3.415					DESIGN				BID															
	Construction and FFE	\$ 34.275										CONSTRUCTION				FFE	OPEN									
	Total Appropriations	\$ 37.690					\$ 3.415				\$ 34.275															



VALLEY SERVICE CENTER TRAFFIC SIGNAL

As part of the approved proffers for the rezoning completed with the purchase of the Valley Service Center (aka Western Transportation Facility) property, a traffic signal warrant study was completed in 2017 for the intersection of the Valley Service Center entrance, West Colonial Highway, and entrance to Harmony Middle School/Kenneth W. Culbert Elementary School. The study determined that a traffic signal is needed at the intersection. The proffer provided that the signal would be installed when warranted, contingent on funding. The funding for the traffic signal is timed to coincide with the replacement of the Valley Service Center facility.

Acres	N/A
Square Feet	N/A
Base Capacity	N/A
Election District	Catoctin
LCPS Planning District	Western Loudoun
Referendum Date	TBD
School Year Opening	2024-2025

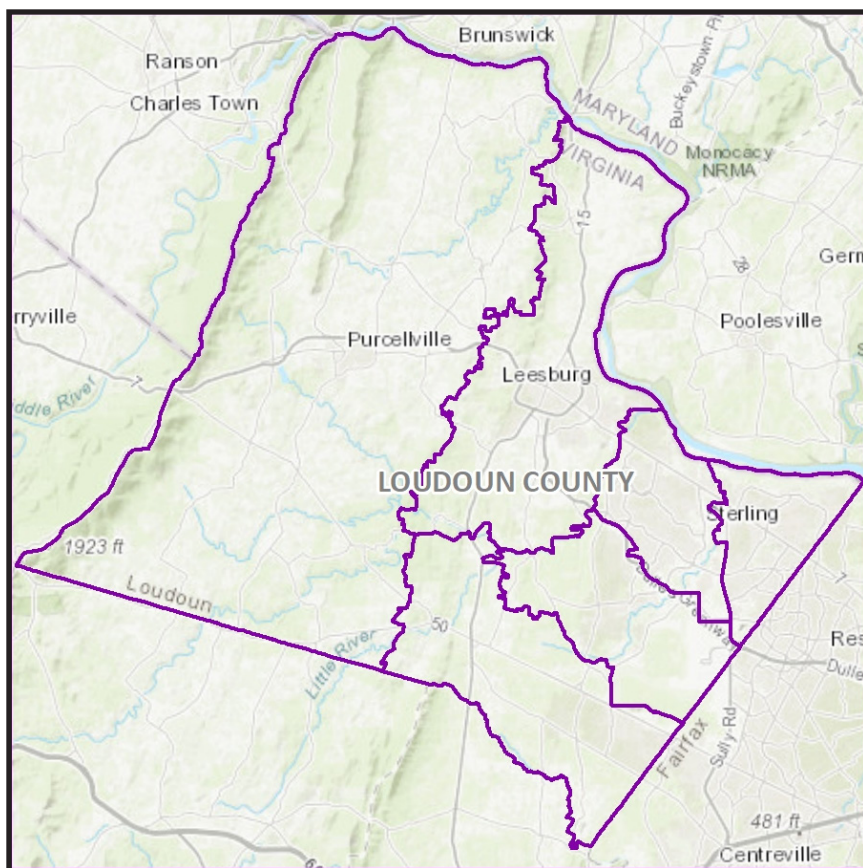
PROJECT	TASK	FUNDING	FY 2022				FY 2023				FY 2024				FY 2025				FY 2026				FY 2027			
			Q1	Q2	Q3	Q4	Q1	Q2	Q3	Q4	Q1	Q2	Q3	Q4	Q1	Q2	Q3	Q4	Q1	Q2	Q3	Q4	Q1	Q2	Q3	Q4
Valley Service Center Traffic Signal	Design										DESIGN	BID														
	Construction	\$ 0.655													CONST.	OPEN										
	Total Appropriations	\$ 0.655									\$		0.655													

This page is intentionally blank.

CAPITAL RENEWALS AND ALTERATIONS FUNDING SUMMARY TABLE

CIP PAGE NUMBER	PROJECT NAME	PROJECT STATUS	Prior Year	FY 2022	FY 2023	FY 2024	FY 2025	FY 2026	FY 2027	Years 1-6 Total
57-77	Capital Facility Renewals and Alterations	Previously Identified	\$ 30,120,000	\$ 29,110,000	\$ 49,425,000	\$ 52,985,000	\$ 50,000,000	\$ 50,000,000	\$ 61,500,000	\$ 293,020,000
	Capital Renewals and Alterations Total		\$ 30,120,000	\$ 29,110,000	\$ 49,425,000	\$ 52,985,000	\$ 50,000,000	\$ 50,000,000	\$ 61,500,000	\$ 293,020,000

This page is intentionally blank.



CAPITAL FACILITY RENEWALS AND ALTERATIONS

Funding is provided to replace, repair, or update critical facility systems, make emergency repairs, and provide other needed building and site improvements at schools throughout the County.

The following projects were initiated in FY 2021 (in alphabetical order):

- Arcola ES Parking Expansion with Connection to Northstar Boulevard
- Briar Woods HS Classroom Addition and Modular Removal
- Eagle Ridge MS Classroom Addition
- Elementary School Stage Access (12 schools)
- Energy Conservation and Safety Security Projects
- HVAC System Upgrades (6 schools)

In FY 2022, projects under consideration include (in alphabetical order):

- Administrative Office Space Reconfigurations
- Farmwell Station MS Classroom Addition
- Energy Conservation and Safety Security Projects
- High School Weight Room Expansion (Potomac Falls HS)
- School Bus Washing Station
- Staff Training Center Renewal

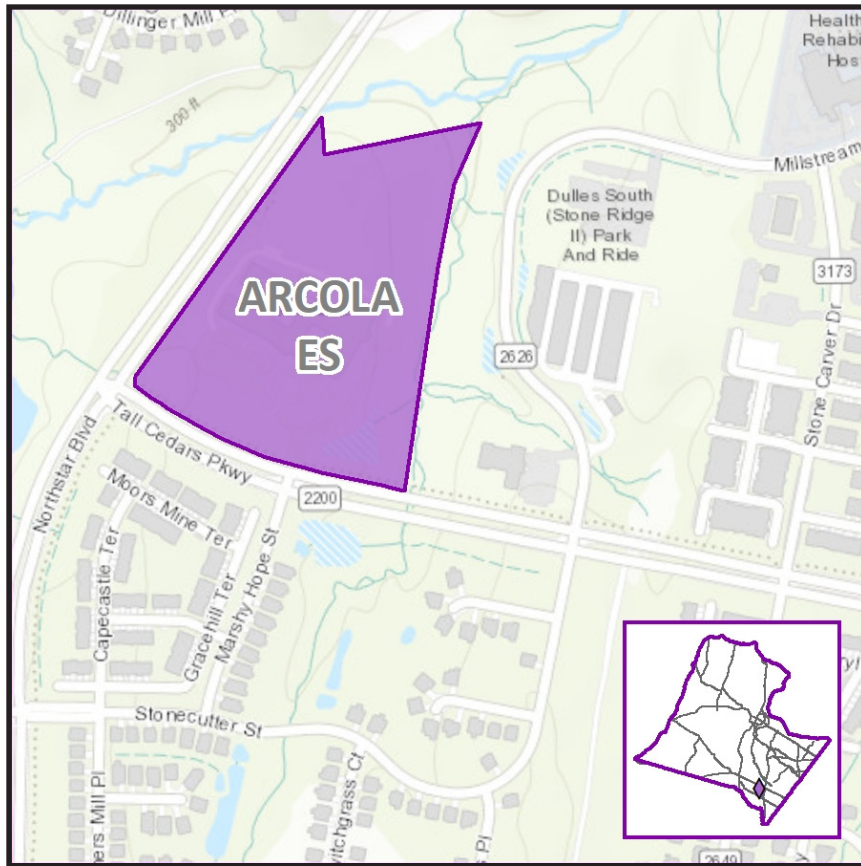
In FY 2023, projects under consideration include (in alphabetical order):

- Algonkian ES Critical System Replacement/Renewal
- Cedar Lane ES Parking Expansion
- Elementary School Three-Classroom Additions (4 schools)
- Energy Conservation and Safety Security Projects
- High School Baseball/Softball Press Boxes (12 press boxes)
- High School Tennis Court Lighting (15 schools)
- High School Weight Room Expansions (1 school)
- Lovettsville ES Bus/Visitor Parking
- Transportation Facility Asphalt Repairs
- Water Bottle Filling Stations

PROJECT	TASK	FUNDING	FY 2022				FY 2023				FY 2024				FY 2025				FY 2026				FY 2027				
			Q1	Q2	Q3	Q4	Q1	Q2	Q3	Q4	Q1	Q2	Q3	Q4	Q1	Q2	Q3	Q4	Q1	Q2	Q3	Q4	Q1	Q2	Q3	Q4	
Capital Facility Renewals and Alterations	Design																										
	Construction	\$ 293.020	CONSTRUCTION																								
	Total Appropriations	\$ 293.020	\$ 29.110				\$ 49.425				\$ 52.985				\$ 50.000				\$ 50.000				\$ 61.500				

CAPITAL FACILITY RENEWALS AND ALTERATIONS

Project	Locations	FY 2024 – 2027	FY 2028 – 2031	FY 2032 – 2051
Critical Systems Replacements	Cool Spring ES Ashburn ES Farmwell Station MS	X		
Critical Systems Replacements	Various - TBD		X	X
Electrical and Plumbing Improvements	Various	X	X	X
Energy Conservation and Safety Security Projects	Various	X	X	
Exterior Security Lighting Assessment	Various	X	X	X
High School Concessions Upgrades	Various		X	
High School Practice Fields Artificial Turf and Lights	Various	X		
Inclusive Playgrounds	Various		X	
Middle School Classroom Wall Improvements	Various		X	
Modular Classroom Removals	Various	X		
Parking, Access and Drainage Improvements	Various		X	X
Round Hill Center Renewal	Round Hill Center	X		
School Office Expansions and Modifications	Various		X	X
School Storage	Various	X	X	X
School Walking Tracks	Various	X		
Supplemental Parking	Academies of Loudoun		X	

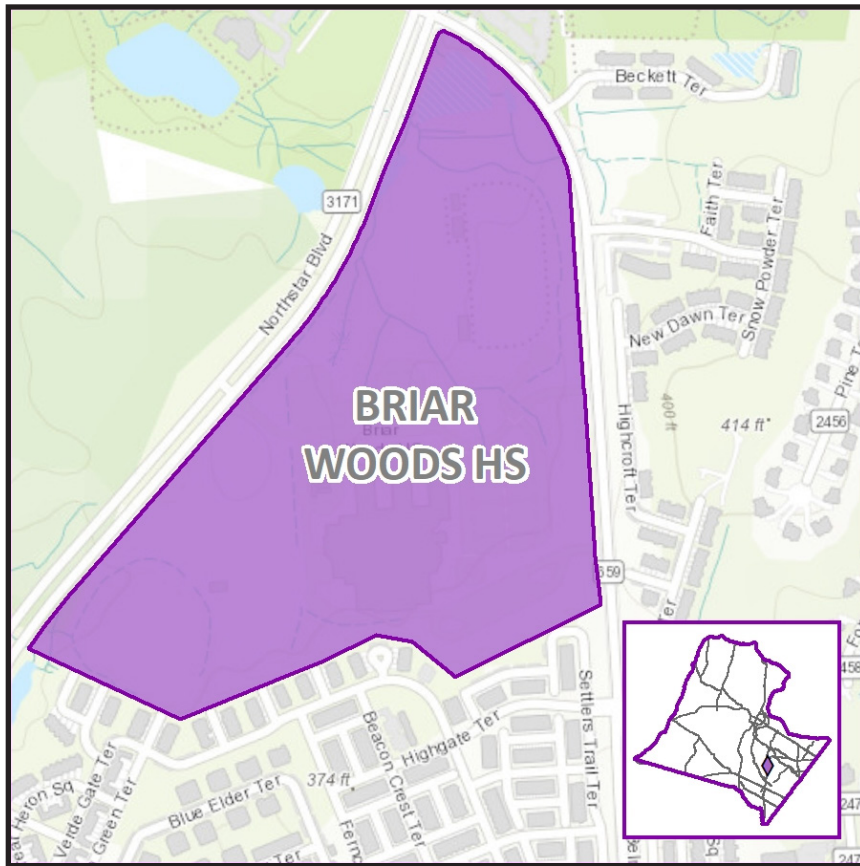


ARCOLA ELEMENTARY SCHOOL PARKING/ CONNECTION TO NORTHSTAR BOULEVARD

The project will provide a second school entrance from Northstar Boulevard, north of Tall Cedars Parkway. The project scope includes an entrance/exit connection onto Northstar Boulevard, an additional fifty (50) parking spaces, and improved traffic circulation and parent drop-off/pick-up logistics on-site.

Arcola Elementary School currently has a single combined bus and staff/parent entrance from Tall Cedars Parkway, causing considerable vehicle queuing, stacking, and traffic conflicts. The project will connect to Northstar Boulevard after the County constructs the segment of Northstar Boulevard from Route 50/John Mosby Highway to Tall Cedars Parkway, projected to be completed in 2022.

Acres	N/A
Square Feet	N/A
Program Capacity	N/A
Election District	Dulles
LCPS Planning District	Dulles South
Referendum Date	N/A
School Year Opening	2022-2023



BRIAR WOODS HIGH SCHOOL CLASSROOM ADDITION AND MODULAR REMOVAL

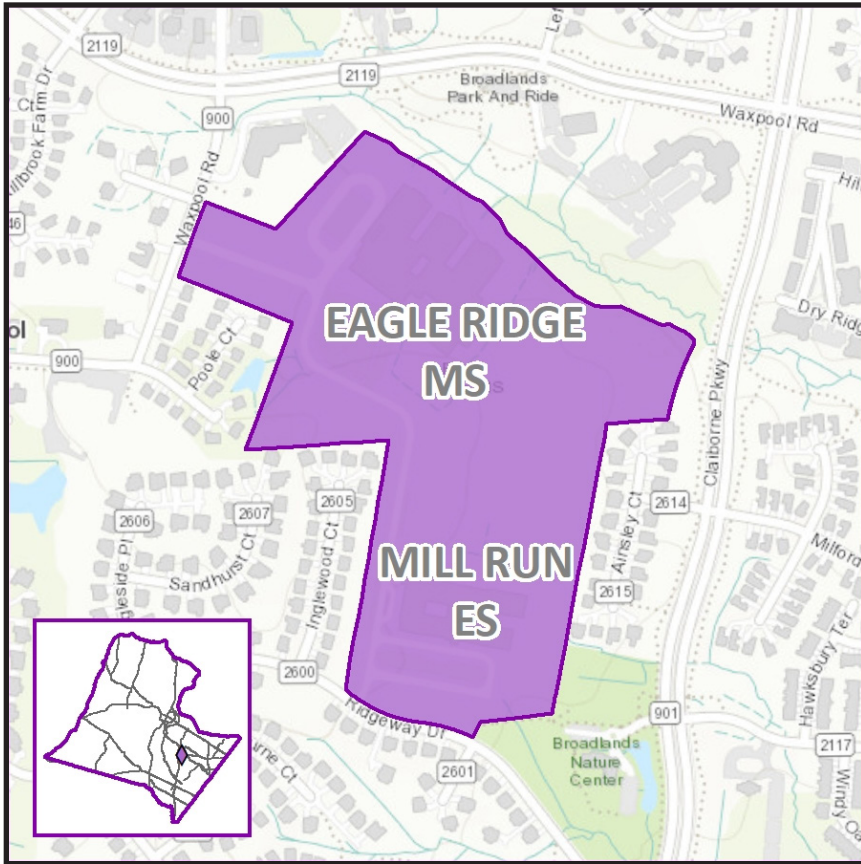
A classroom addition is proposed for Briar Woods High School for completion in fall 2023.

The classroom addition will be approximately 13,000 square feet and include ten (10) classrooms.

The project will sustain capacity in the Dulles North area to accommodate future planned growth and keep the school up to current school facility capacity standards in a high-growth area.

The ten modular classrooms currently on site will be removed as part of this project.

Acres	N/A
Square Feet	13,000
Program Capacity	N/A
Election District	Blue Ridge
LCPS Planning District	Dulles North
Referendum Date	November 2020
School Year Opening	2023-2024



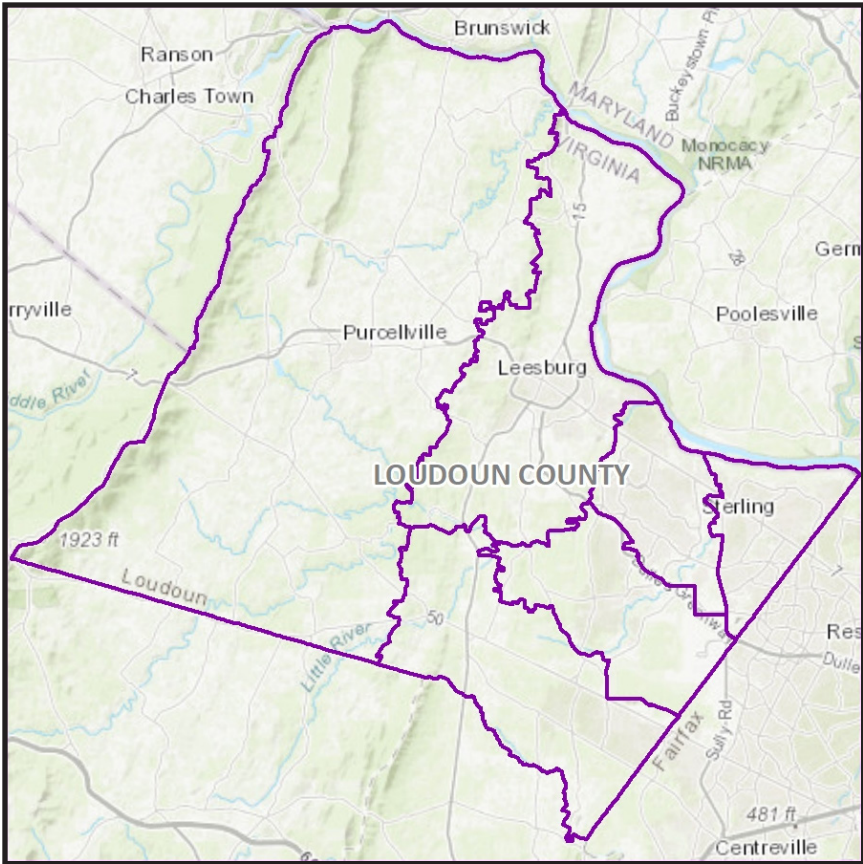
EAGLE RIDGE MIDDLE SCHOOL CLASSROOM ADDITION

A classroom addition is proposed for Eagle Ridge Middle School for completion by fall 2023.

The classroom addition will be approximately 12,000 square feet and include nine (9) classrooms.

The project will provide additional seat capacity in the Dulles North area to accommodate future planned growth and bring the school up to current school facility capacity standards, a 1,350 student capacity, in a high-growth area.

Acres	N/A
Square Feet	12,000
Program Capacity	N/A
Election District	Blue Ridge
LCPS Planning District	Dulles North
Referendum Date	N/A
School Year Opening	2023-2024



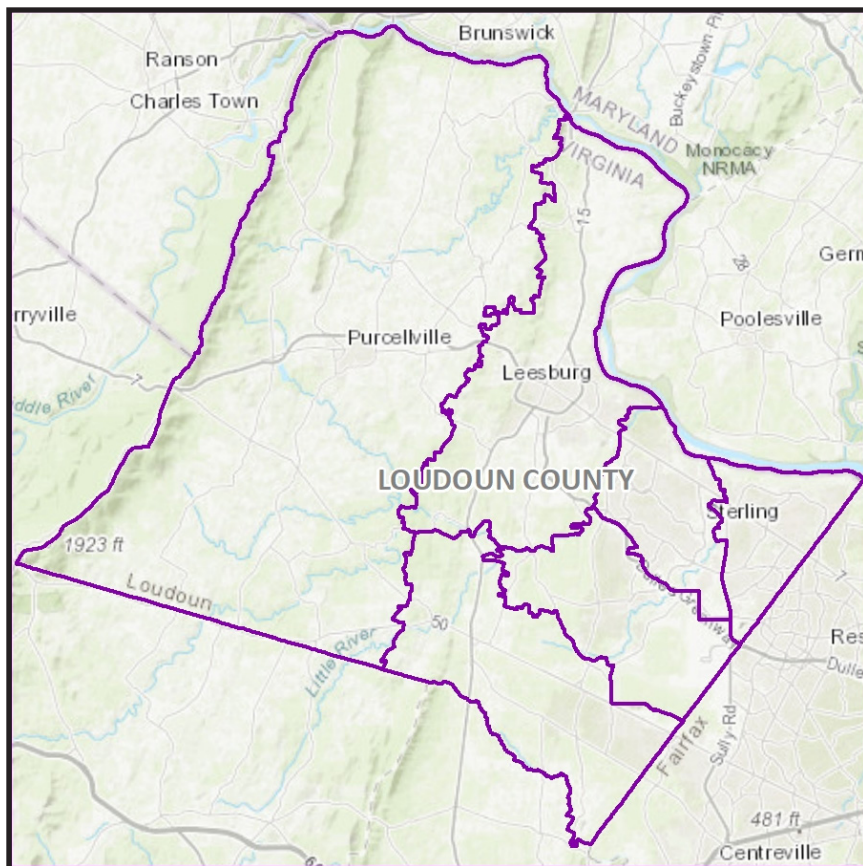
ELEMENTARY SCHOOL STAGE ACCESS

This project provides funding for accessibility improvements for stages in twelve (12) elementary schools throughout the County.

Elementary Schools receiving access improvements include:

Aldie ES	Dulles South
Algonkian ES	Eastern Loudoun
Banneker ES	Western Loudoun
Catoctin ES	Central Loudoun
Cool Spring ES	Central Loudoun
Emerick ES	Western Loudoun
Leesburg ES	Central Loudoun
Lincoln ES	Western Loudoun
Lucketts ES	Central Loudoun
Meadowland ES	Eastern Loudoun
Sterling ES	Eastern Loudoun
Waterford ES	Western Loudoun

Acres	N/A
Square Feet	N/A
Program Capacity	N/A
Election District	Countywide
LCPS Planning District	Countywide
Referendum Date	N/A
School Year Opening	2022-2023



ENERGY CONSERVATION AND SAFETY SECURITY PROJECTS

The projects focus on energy conservation and safety security in all school buildings, to include:

- Replacing lighting on campus with LED fixtures,
- Installing Solar Photo-voltaic arrays,
- Replacing all interior electrical transformers,
- Recommissioning HVAC energy management systems,
- Replacing plumbing fixtures with reduced flow fixtures, and
- Provision of safety security equipment and systems.

The focus of the planned work is to reduce utility costs at each school over the next 20 years. In FY 2021, an energy performance contract was executed at J.L. Simpson Middle School.

A comprehensive review of all school buildings and campuses is being conducted to identify the priority phasing of planned improvements to schools throughout the County. Future year projects may include upgrading major mechanical systems and other critical infrastructure in the schools.

Acres	N/A
Square Feet	N/A
Base Capacity	N/A
Election District	Countywide
LCPS Planning District	Countywide
Referendum Date	TBD
School Year Opening	TBD

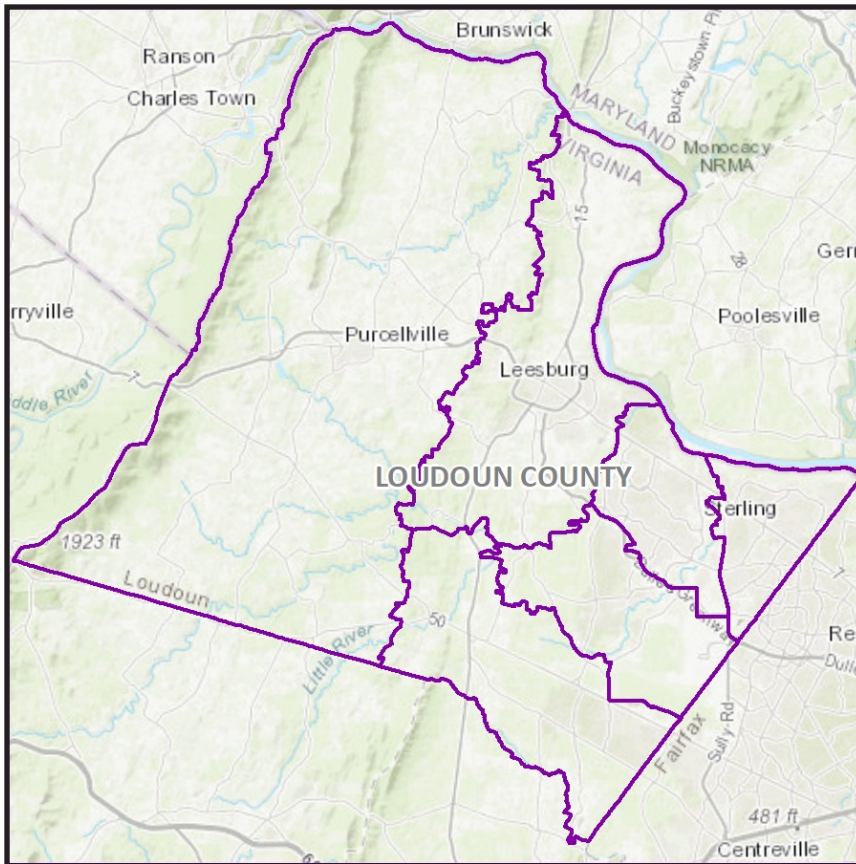
HVAC SYSTEM UPGRADES

The project provides HVAC system upgrades at six (6) schools. The HVAC system will be completely replaced at Aldie Elementary School, Middleburg Community Charter School, and Banneker Elementary School. Partial system replacements will be provided at Loudoun Valley High School, Broad Run High School, and Catoctin Elementary School. The upgrades will improve ventilation and airflow performance where temporary high-efficiency particulate air (HEPA) filter systems are currently in place.

The HVAC system upgrades will be installed at:

Aldie Elementary School
 Banneker Elementary School
 Broad Run High School
 Catoctin Elementary School
 Loudoun Valley High School
 Middleburg Community Charter School

Acres	N/A
Square Feet	N/A
Base Capacity	N/A
Election District	Countywide
LCPS Planning District	Countywide
Referendum Date	TBD
School Year Opening	2021-2022



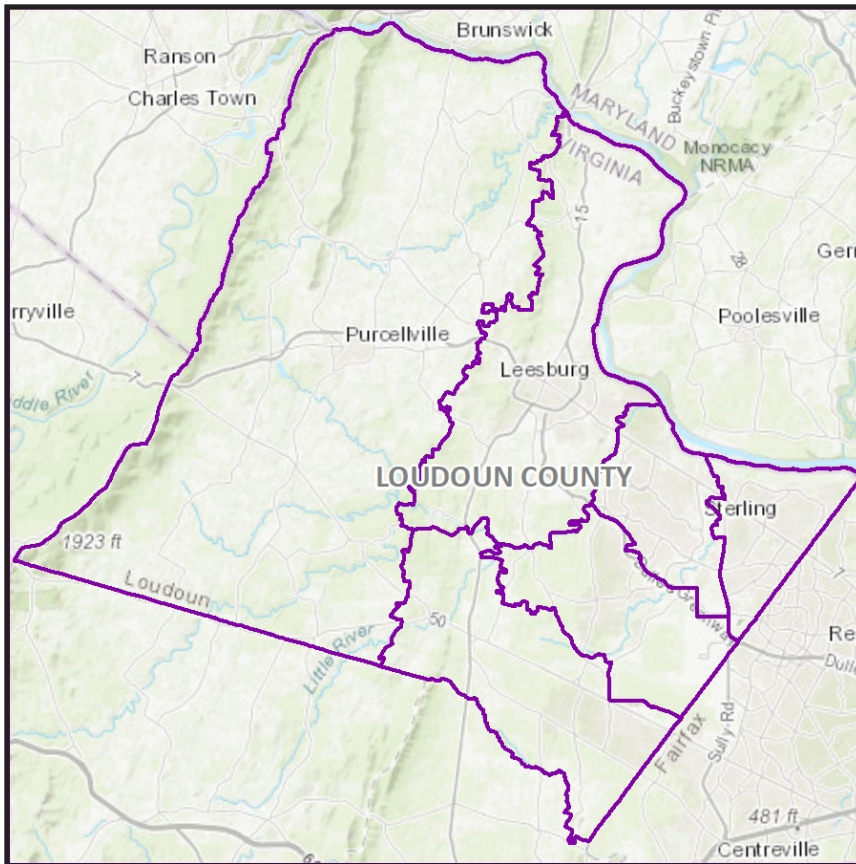
ADMINISTRATIVE OFFICE RECONFIGURATIONS

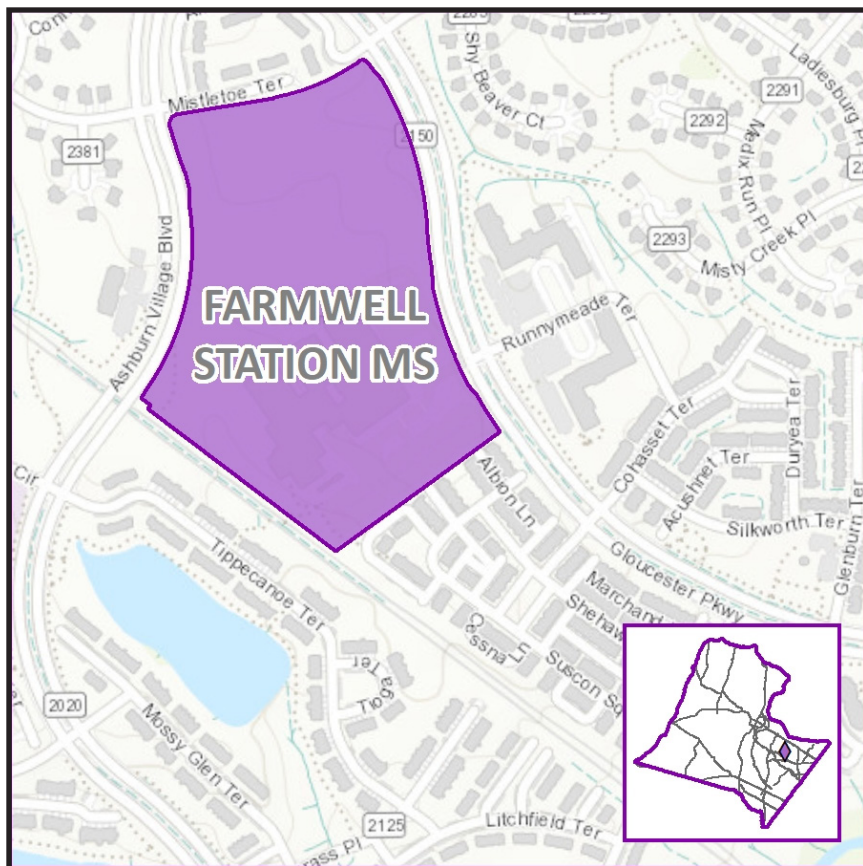
The project renovates and reconfigures areas of LCPS administrative support facilities, including the Administration Building.

Space will be reconfigured in an efficient manner to maximize the use of administrative and office space to meet demand from annual growth.

The project scope coincides with an ongoing review of LCPS programs to determine space needs in a central, in-person environment that maximizes staff and space planning efficiencies.

Acres	N/A
Square Feet	TBD
Base Capacity	N/A
Election District	Ashburn
LCPS Planning District	Dulles North
Referendum Date	November 2020
School Year Opening	TBD





FARMWELL STATION MS CLASSROOM ADDITION

A classroom addition is proposed for Farmwell Station Middle School for completion by fall 2024. The classroom addition will be approximately 12,000 square feet and include nine (9) classrooms.

The project will provide additional seat capacity in the Dulles North area to accommodate future planned growth and bring the school up to current school facility capacity standards, expanding the facility to a 1,350 student capacity in a high-growth area.

Acres	30
Square Feet	12,000
Base Capacity	1,350
Election District	Broad Run
LCPS Planning District	Ashburn
Referendum Date	November 2020
School Year Opening	2024-2025

HIGH SCHOOL WEIGHT ROOM EXPANSIONS

Funding is requested to provide for the expansion of the existing weight rooms at Dominion High School, Heritage High School, and Potomac Falls High School. The weight room expansions will be completed over a three-year period, beginning with Potomac Falls High School in FY 2022.

LCPS collected \$125,000 in cash proffers from the Sterling Meadow rezoning (ZMAP-2019-0007) towards the weight room expansion at Potomac Falls High School.

The expansions are proposed to accommodate increased participation and team/sport opportunities at the high school level. Current prototype high schools have additional space to address the increased need.

Central Loudoun

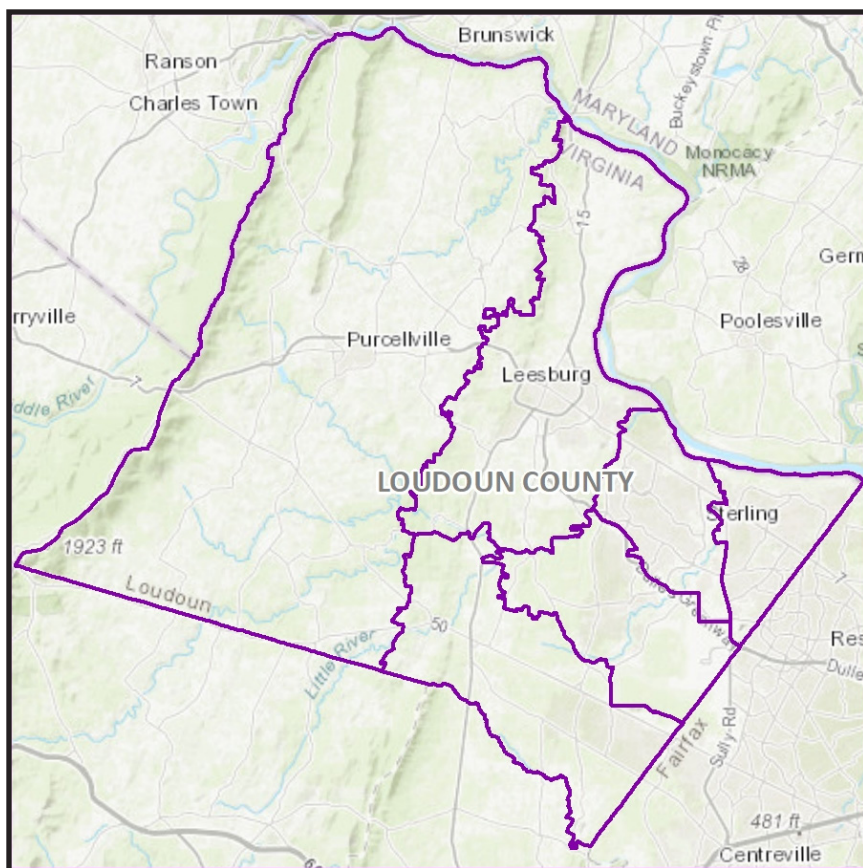
Heritage High School

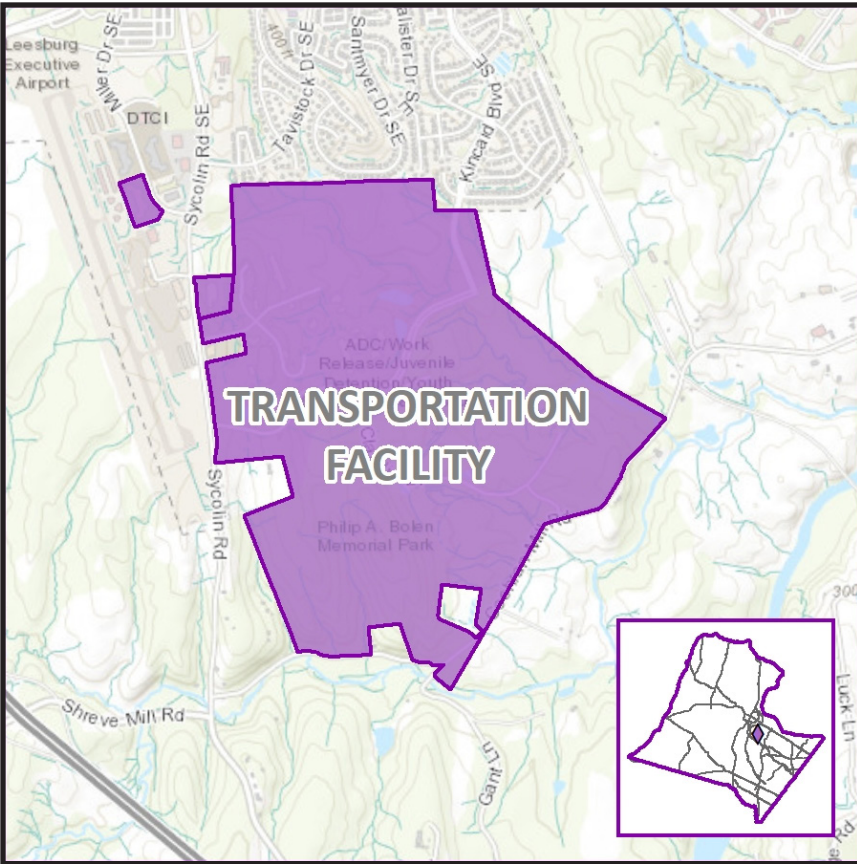
Eastern Loudoun

Dominion High School

Potomac Falls High School

Acres	N/A
Square Feet	TBD
Base Capacity	N/A
Election District	Countywide
LCPS Planning District	Countywide
Referendum Date	TBD
School Year Opening	2022-2023
	2023-2024
	2024-2025





SCHOOL BUS WASHING STATION

This project provides funding to replace the existing bus washing station at the LCPS Transportation Facility with an automatic bus washing station.

The current bus washing station is manual and located outside, requiring drivers to take a significant amount of time to wash their vehicles in between scheduled routes, with limited use based upon weather conditions. The installation of an enclosed automatic bus wash facility will increase the number and frequency of cleanings each vehicle can receive, as well as provide efficiencies for drivers.

The bus washing station will be installed when the existing small engine repair facility is relocated to the site of the Joint Use Dry Bulk Storage Facility, in order to accommodate the automatic bus washing station.

Acres	N/A
Square Feet	N/A
Base Capacity	N/A
Election District	Catoctin
LCPS Planning District	Central Loudoun
Referendum Date	November 2020
School Year Opening	TBD

STAFF TRAINING CENTER RENEWAL

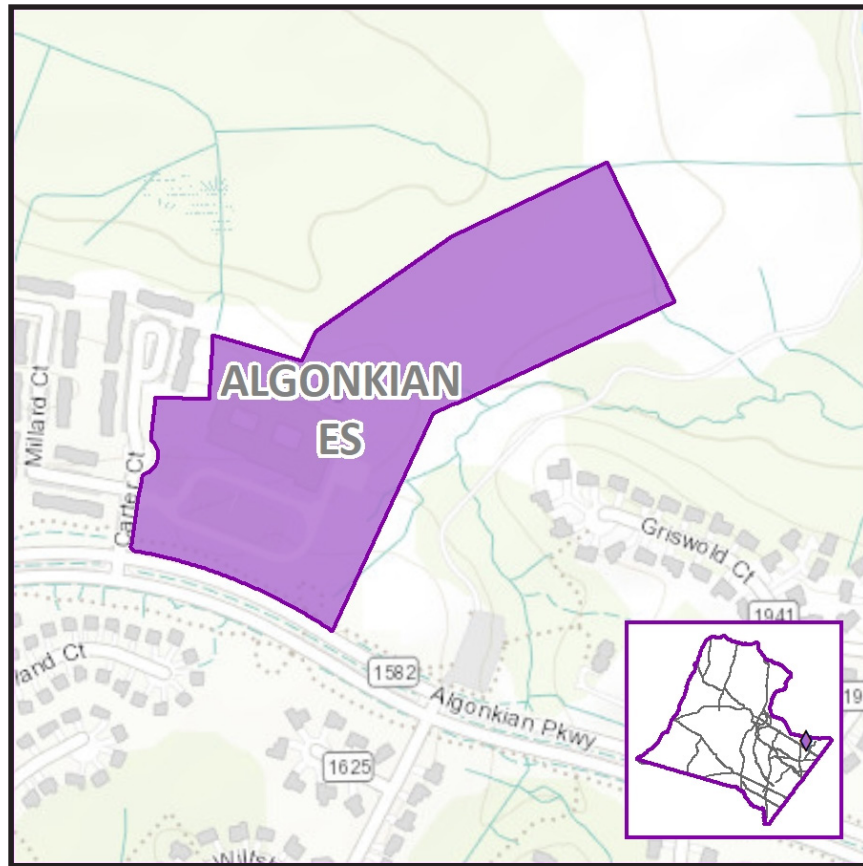
The current Staff Training Center will be reconfigured and renewed to provide office space for administrative uses.

Replacements, repairs and updates will be undertaken to critical systems (including heat, air conditioning, ventilation, boiler and water systems, piping, light fixtures, switchgear, fire sprinkler/fire alarm, emergency generator, and other related infrastructure). Renewals and restorations (typically surfaces, roofs, carpet, painting, windows and similar aspects of a facility) will be included as needed.

Most of the facility components have surpassed their life cycle and need major repairs or replacement for effective and efficient operation. The purpose is to protect the capital investment in the facility, extend the life-cycle of the critical systems and renewal items, avoid the loss of time due to critical system failure, reduce deferred maintenance costs, and re-configure space to create optimum working environments for staff.



Acres	N/A
Square Feet	N/A
Program Capacity	N/A
Election District	Ashburn
LCPS Planning District	Ashburn
Referendum Date	November 2020
School Year Opening	2024-2025



ALGONKIAN ELEMENTARY SCHOOL CRITICAL SYSTEM REPLACEMENT/RENEWAL

Replacements, repairs and updates will be undertaken to critical systems (including heat, air conditioning, ventilation, boiler and water systems, pipes, light fixtures, switchgear, fire sprinkler/fire alarms, emergency generator, and other related infrastructure). Renewals and restorations (typically surfaces, roofs, carpet, painting, windows and similar aspects of a facility) will be included as needed.

Most of these components have surpassed their life cycle and need major repairs or replacement for effective operation.

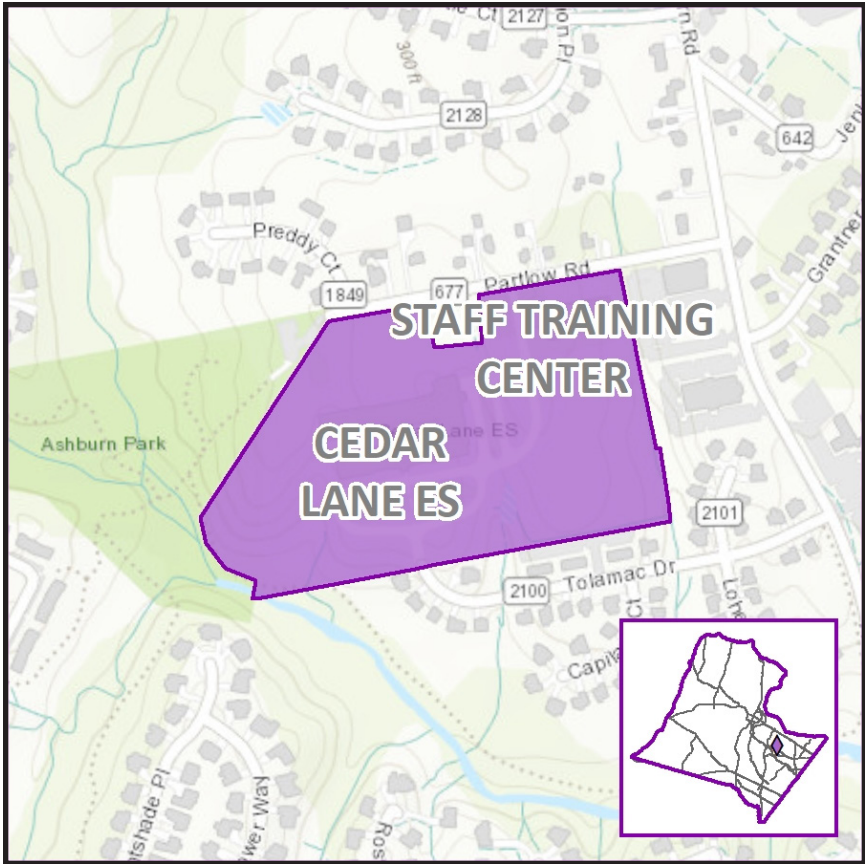
The project purpose is to protect the capital investment in the school facility, extend the life-cycle of the critical systems and renewal items, avoid the loss of academic time due to critical system failure, reduce deferred maintenance costs, and create optimum learning environments for students and staff.

Acres	N/A
Square Feet	N/A
Base Capacity	N/A
Election District	Potomac
LCPS Planning District	Eastern Loudoun
Referendum Date	TBD
School Year Opening	2025-2026

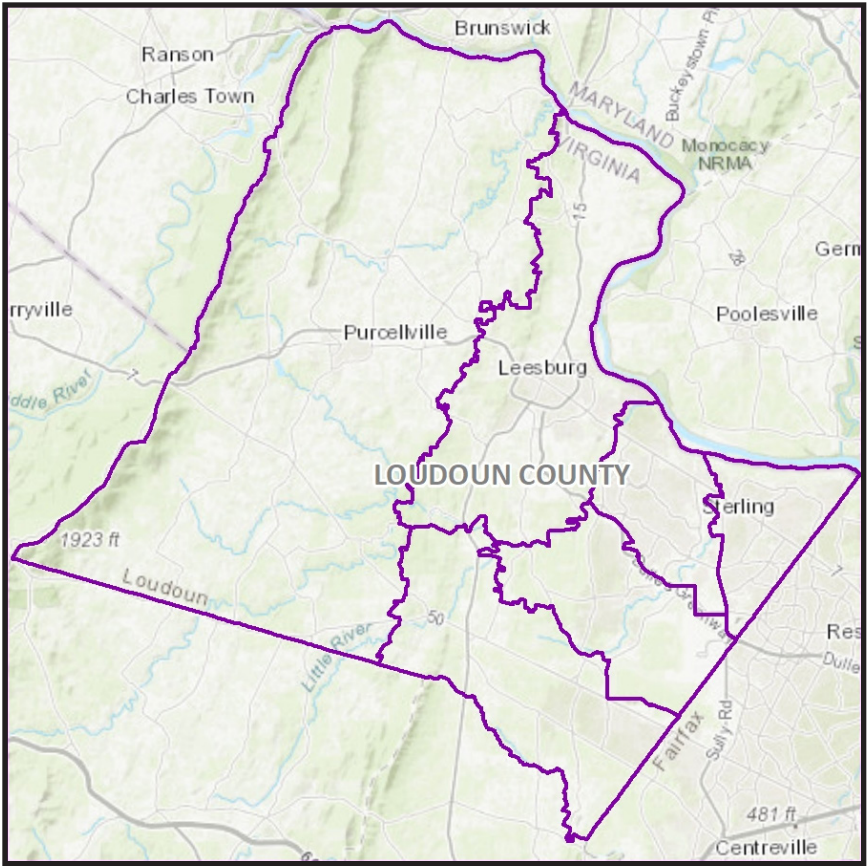
**CEDAR LANE ELEMENTARY SCHOOL
PARKING EXPANSION**

This project provides parking improvements at Cedar Lane Elementary School on the east side of the school building and adjacent to the Staff Training Center.

The parking improvements will depend on the planned use of the Staff Training Center building after it is renovated. The end user of the facility will determine the scope of additional parking, if any, that may be required for the co-located site.



Acres	N/A
Square Feet	N/A
Program Capacity	N/A
Election District	Ashburn
LCPS Planning District	Ashburn
Referendum Date	November 2020
School Year Opening	2024-2025



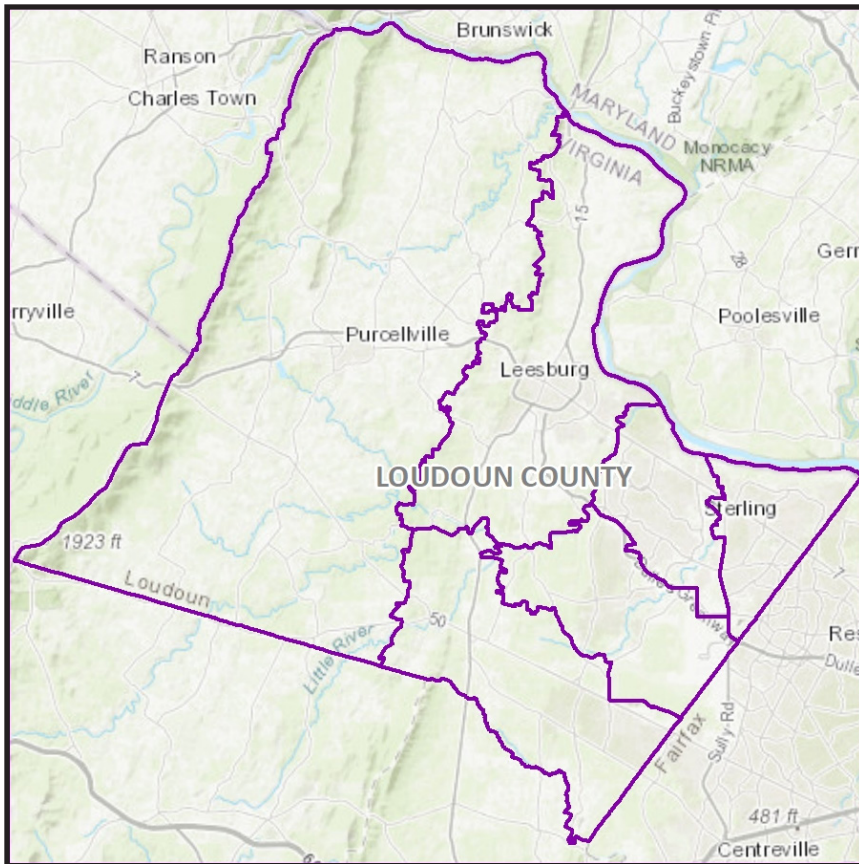
ELEMENTARY SCHOOL THREE-CLASSROOM ADDITIONS

Three-classroom additions are proposed for four (4) elementary schools starting in FY 2023, if needed for growth.

The approximate 4,300 square foot classroom additions per school (17,200 square feet total) will facilitate elementary instructional needs.

The four schools receiving classroom additions will be determined at a later date.

Acres	N/A
Square Feet	4,300 per School
Base Capacity	N/A
Election District	TBD
LCPS Planning District	TBD
Referendum Date	TBD
School Year Opening	2025-2026



HIGH SCHOOL BASEBALL/SOFTBALL PRESS BOXES

The project will involve the construction of twelve (12) new press boxes, including storage space, at the baseball and softball fields at the following high schools:

Central Loudoun

Heritage High School
Loudoun County High School

Dulles North

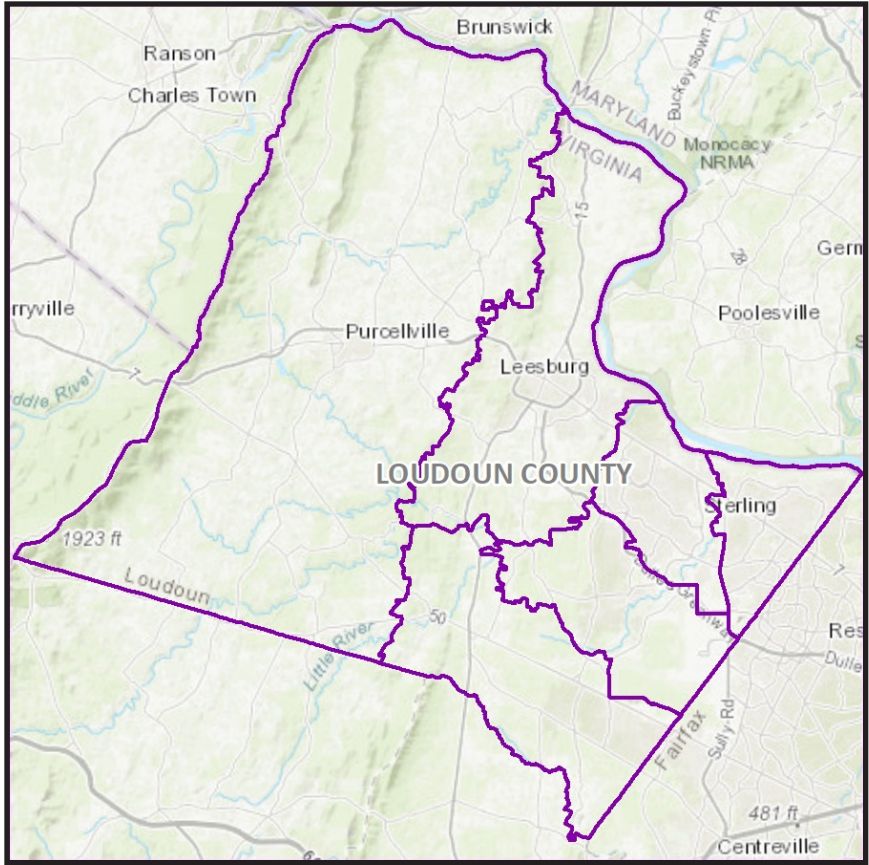
Briar Woods High School

Eastern Loudoun

Dominion High School
Park View High School
Potomac Falls High School

The project also includes funding to provide for ticket booth and concessions improvements at Park View High School.

Acres	N/A
Square Feet	N/A
Base Capacity	N/A
Election District	Countywide
LCPS Planning District	Countywide
Referendum Date	TBD
School Year Opening	2023-2024
	2024-2025
	2025-2026

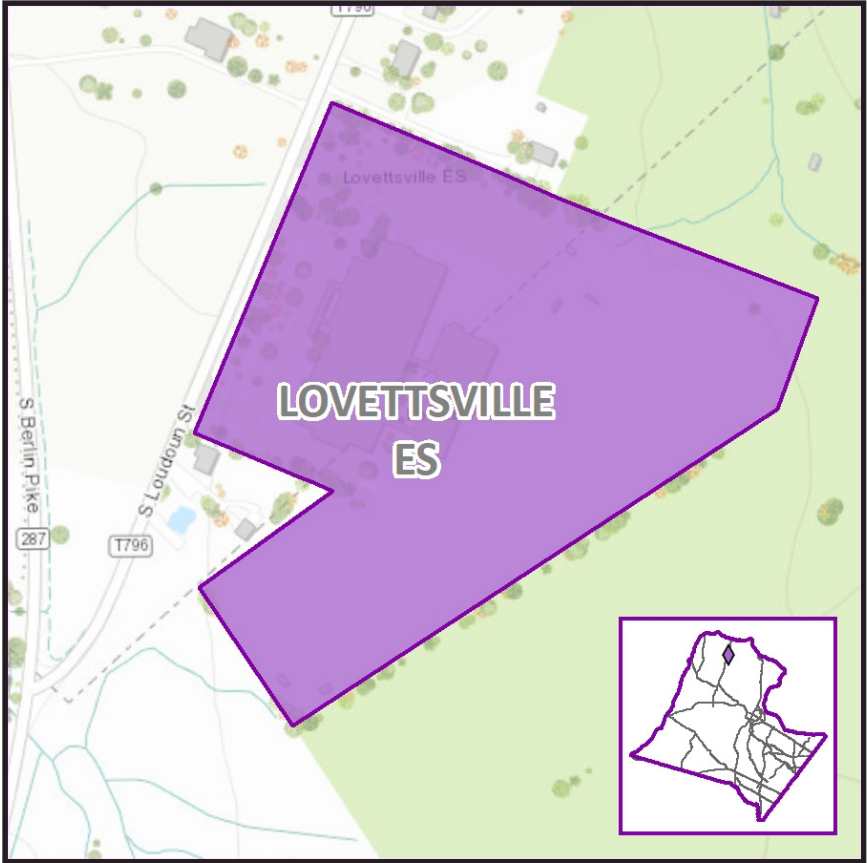


HIGH SCHOOL TENNIS COURT LIGHTING

Beginning in FY 2023, funding is requested to install tennis court lights at each LCPS high school where lights do not currently exist. Lighting at five schools will be completed each fiscal year over a three-year period. The installation of lights will allow teams to wait out weather delays, avoid the postponement of matches due to loss of light, and enable students to stay in school for the entire instruction day for regular season matches while still completing full length matches.

The fifteen (15) high schools where lights will be installed include: Briar Woods High School, Broad Run High School, Dominion High School, Freedom High School, Heritage High School, John Champe High School, Loudoun County High School, Loudoun Valley High School, Park View High School, Potomac Falls High School, Riverside High School, Rock Ridge High School, Stone Bridge High School, Tuscarora High School, and Woodgrove High School.

Acres	N/A
Square Feet	N/A
Base Capacity	N/A
Election District	Countywide
LCPS Planning District	Countywide
Referendum Date	TBD
School Year Opening	2023-2024
	2024-2025
	2025-2026



LOVETTSVILLE ELEMENTARY SCHOOL BUS/VISITOR PARKING

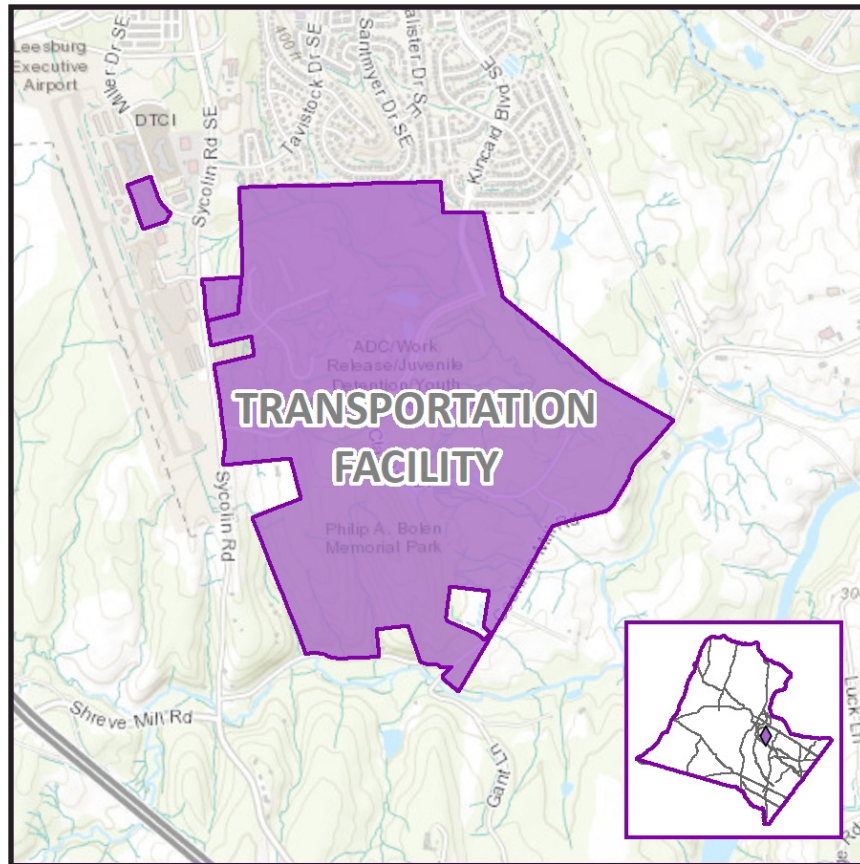
This project provides parking improvements at Lovettsville Elementary School for regional bus storage, and includes the addition of a new parking lot on the south side of the school building.

Acres	N/A
Square Feet	N/A
Base Capacity	N/A
Election District	Catoctin
LCPS Planning District	Western Loudoun
Referendum Date	TBD
School Year Opening	TBD

TRANSPORTATION FACILITY ASPHALT REPAIRS

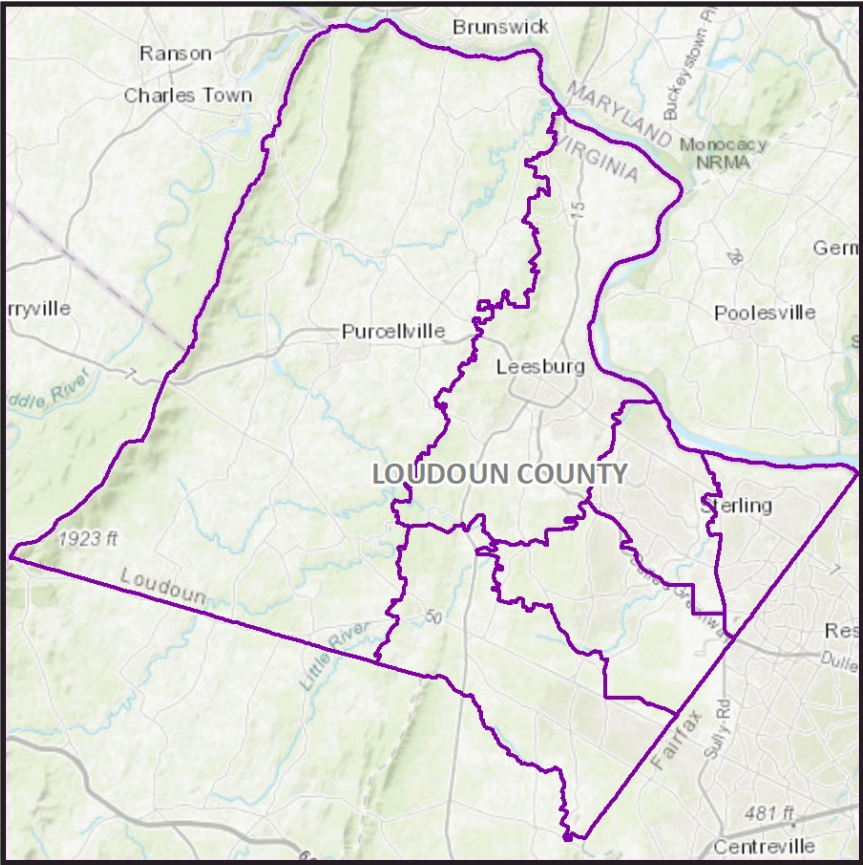
The project provides funding to re-mill and re-pave the LCPS Bus Transportation Facility, owned by the County, at the Government Support Facility site.

The condition of the school bus parking lot and paved areas around the Bus Garage requires total replacement of the paved areas on site.



Acres	N/A
Square Feet	N/A
Base Capacity	N/A
Election District	Catoctin
LCPS Planning District	Central Loudoun
Referendum Date	November 2020
School Year Opening	2023-2024

WATER BOTTLE FILLING STATIONS



The project places approximately 400 water bottle filling stations in schools across the County, in place of water fountains. Installation would be locations where there is an existing water fountain with water, a drain, and electrical power.

Currently, all schools in the County have at least one water bottle filling station; some schools already have between five (5) and seven (7) filling stations installed.

The current standard for water bottle filling stations per school varies on the type of facility:

- 1-2 units at a small elementary school
- 3-5 units at a large elementary school
- 5-8 units at a middle school
- 7-10 units at a high school

Acres	N/A
Square Feet	N/A
Base Capacity	N/A
Election District	Countywide
LCPS Planning District	Countywide
Referendum Date	TBD
School Year Opening	TBD

This page is intentionally blank.

PREVIOUSLY APPROVED / APPROPRIATED CAPITAL PROJECTS SUMMARY FUNDING TABLE

CIP PAGE NUMBER	PROJECT NAME	PRIOR FY	FY 2022	FY 2023	FY 2024	FY 2025	FY 2026	FY 2027	Total Project Funding
81	Catoctin ES and Hutchison Farm ES Classroom Additions	\$ 6,490,000	\$ -	\$ -	\$ -	\$ -	\$ -	\$ -	\$6,490,000
82	Elaine E. Thompson Elementary School (ES-23)	\$ 44,235,000	\$ -	\$ -	\$ -	\$ -	\$ -	\$ -	\$44,235,000
83	Hovatter Elementary School (ES-29)	\$ 44,235,000	\$ -	\$ -	\$ -	\$ -	\$ -	\$ -	\$44,235,000
84	Joint Use Dry Bulk Storage Facility	\$ 8,200,000	\$ -	\$ -	\$ -	\$ -	\$ -	\$ -	\$8,200,000
85	Lucketts ES Wastewater Treatment Facility Replacement	\$ 5,400,000	\$ -	\$ -	\$ -	\$ -	\$ -	\$ -	\$5,400,000
86	The North Star School	\$ 40,510,000	\$ -	\$ -	\$ -	\$ -	\$ -	\$ -	\$40,510,000
Previously Approved/Appropriated Projects Total		\$ 149,070,000	\$ -	\$ -	\$ -	\$ -	\$ -	\$ -	\$ 149,070,000

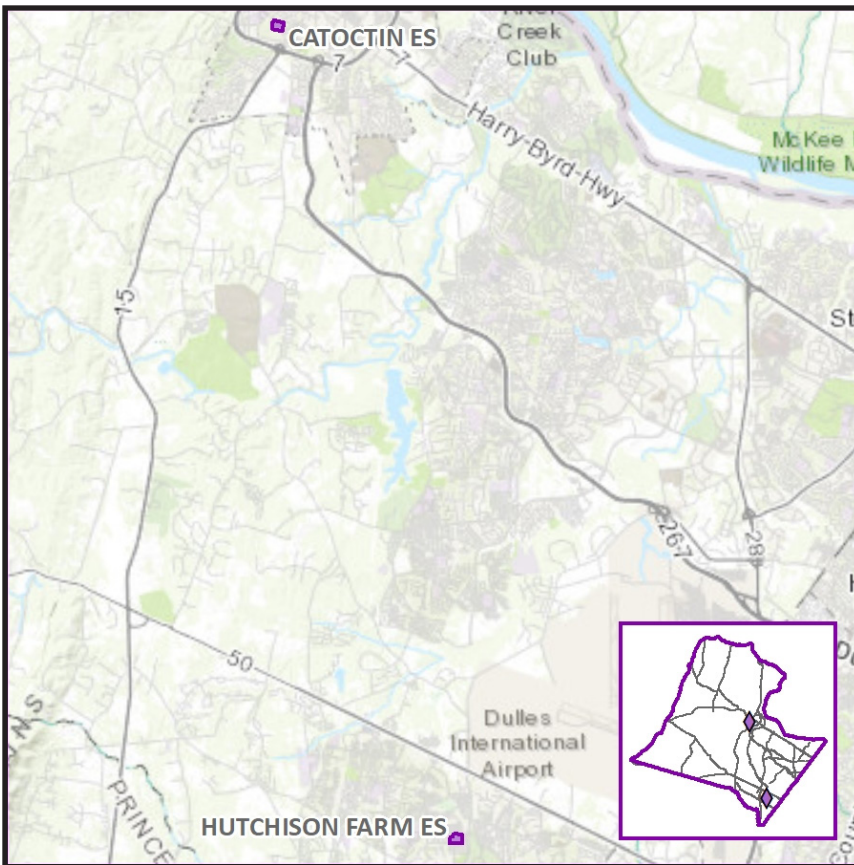
This page is intentionally blank.

ELEMENTARY SCHOOL THREE-CLASSROOM ADDITIONS

Three-classroom additions will be constructed at two elementary schools.

Hutchison Farm ES	Dulles South	2021-2022
Catoctin ES	Central Loudoun	2022-2023

An approximate 4,300 square foot classroom addition will be constructed at each school to serve instructional needs.



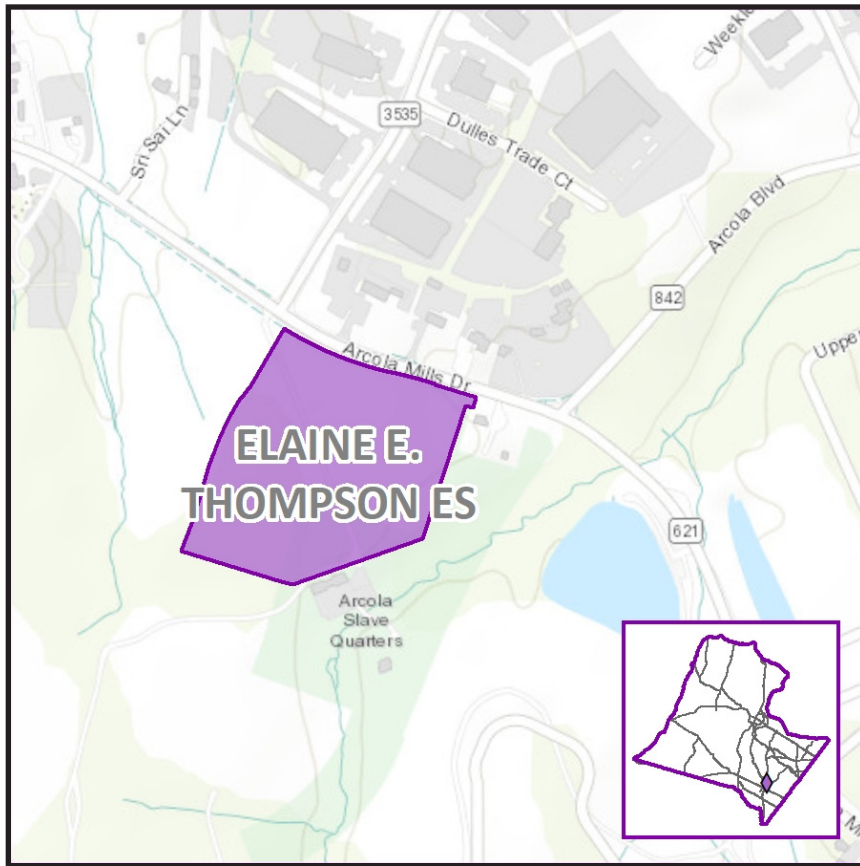
Acres	N/A
Square Feet	9,800
Program Capacity	N/A
Election District	Dulles, Leesburg
LCPS Planning District	Dulles South, Central
Referendum Date	N/A
School Year Opening	2021-2022, 2022-2023

PROJECT	TASK	FUNDING	FY 2022				FY 2023				FY 2024				FY 2025				FY 2026				FY 2027			
			Q1	Q2	Q3	Q4	Q1	Q2	Q3	Q4	Q1	Q2	Q3	Q4	Q1	Q2	Q3	Q4	Q1	Q2	Q3	Q4	Q1	Q2	Q3	Q4
Elementary School Three-Classroom Additions	Design	\$ 0.650																								
Hutchison Farm ES	Construction	\$ 5.840	OPEN																							
Catoctin ES			CONSTRUCTION				OPEN																			
	Total Appropriations	\$ 6.490																								

ELAINE E. THOMPSON ELEMENTARY SCHOOL, ES-23

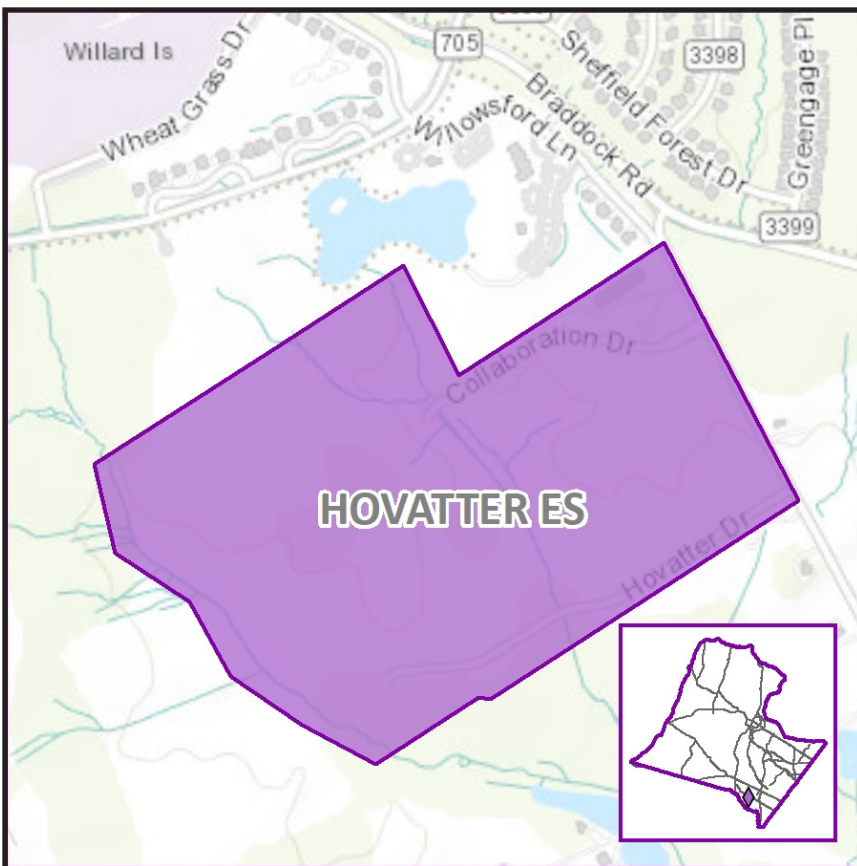
The elementary school will be built using a three-story elementary school design. The estimated 106,323 square foot building will serve students in kindergarten through grade five. With an anticipated capacity of 960, the elementary school will include classrooms, a media center, cafeteria, multipurpose room, and unlighted outdoor physical education fields.

Elaine E. Thompson Elementary School will be located in the Dulles North Planning District, on a proffered site within the Arcola Center development.



Acres	13
Square Feet	106,323
Program Capacity	960
Election District	Blue Ridge
LCPS Planning District	Dulles North
Referendum Date	November 2018
School Year Opening	2022-2023

PROJECT	TASK	FUNDING	FY 2022				FY 2023				FY 2024				FY 2025				FY 2026				FY 2027			
			Q1	Q2	Q3	Q4	Q1	Q2	Q3	Q4	Q1	Q2	Q3	Q4	Q1	Q2	Q3	Q4	Q1	Q2	Q3	Q4	Q1	Q2	Q3	Q4
Elaine E. Thompson ES	Design	\$ 5.105																								
ES-23, Dulles North	Construction and FFE	\$ 39.130				FFE	OPEN																			
	Total Appropriations	\$ 44.235																								



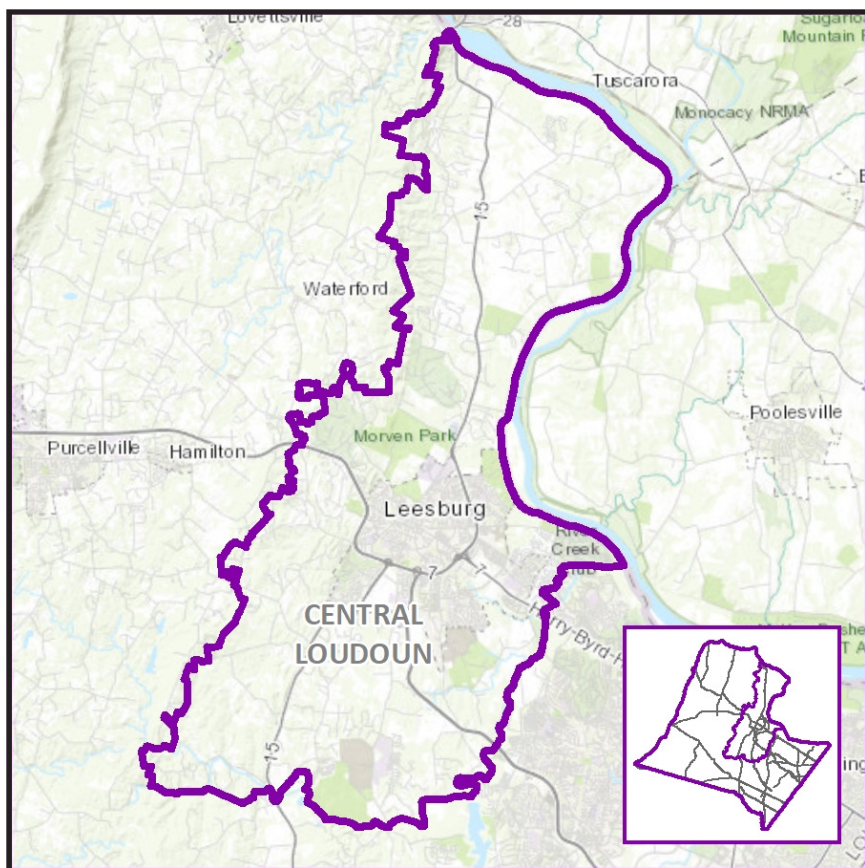
HOVATTER ELEMENTARY SCHOOL, ES-29

The elementary school will be built using a multi-story elementary school design. The estimated 106,323 square foot building will serve students in kindergarten through grade five. With an anticipated capacity of 960, the elementary school will include classrooms, a media center, cafeteria, multipurpose room, and unlighted outdoor physical education fields.

Hovatter Elementary School will be co-located with Lightridge High School and a County public use site in the Dulles South Planning District.

Acres	20
Square Feet	106,323
Program Capacity	960
Election District	Blue Ridge
LCPS Planning District	Dulles South
Referendum Date	November 2018
School Year Opening	2021-2022

PROJECT	TASK	FUNDING	FY 2022				FY 2023				FY 2024				FY 2025				FY 2026				FY 2027			
			Q1	Q2	Q3	Q4	Q1	Q2	Q3	Q4	Q1	Q2	Q3	Q4	Q1	Q2	Q3	Q4	Q1	Q2	Q3	Q4	Q1	Q2	Q3	Q4
Hovatter ES	Design	\$ 5.105																								
ES-29, Dulles South	Construction and FFE	\$ 39.130	OPEN																							
	Total Appropriations	\$ 44.235																								



JOINT USE DRY BULK STORAGE FACILITY

The dry bulk storage facility and two-bay garage will be used by both LCPS and Loudoun County. The facility will include dry storage for approximately 6,000 tons of winter road mix materials and sand/manufactured sand to be used on LCPS and County-owned facility parking lots and driveways during inclement weather. The facility will include a covered, lighted, paved loading area for plow trucks with salt/sand spreaders.

The project also provides for a small engine repair shop and two pole barns to be used by LCPS.

A site needs to be acquired or identified for the facility, preferably in the Central Loudoun Planning District.

Acres	7
Square Feet	26,000
Program Capacity	N/A
Election District	Catoctin
LCPS Planning District	Central Loudoun
Referendum Date	N/A
School Year Opening	2022-2023

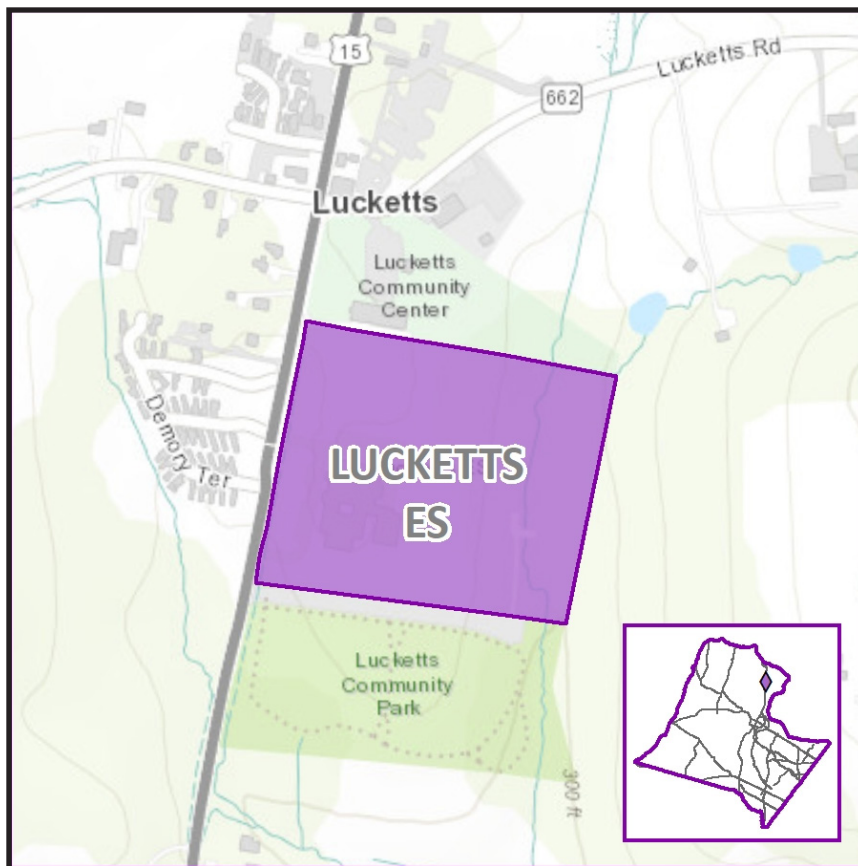
PROJECT	TASK	FUNDING	FY 2022				FY 2023				FY 2024				FY 2025				FY 2026				FY 2027			
			Q1	Q2	Q3	Q4	Q1	Q2	Q3	Q4	Q1	Q2	Q3	Q4	Q1	Q2	Q3	Q4	Q1	Q2	Q3	Q4	Q1	Q2	Q3	Q4
Joint Use Dry Bulk Storage Facility	Design	\$ 0.820																								
	Construction	\$ 7.380	CONSTRUCTION				OPEN																			
	Total Appropriations	\$ 8.200																								

LUCKETTS ELEMENTARY SCHOOL WASTEWATER TREATMENT FACILITY REPLACEMENT

The Lucketts Elementary School Wastewater Treatment Facility replacement will address not only the capacity requirements of the existing elementary school facility but also any future growth or expansion to the school up to the capacity for a new school, should that need arise. The facility will also support the Lucketts Community Center and Lucketts Volunteer Fire & Rescue Station, as well as bring the plant into compliance with all Commonwealth of Virginia wastewater and environmental permits and regulations.

Initial project appropriations total \$3.9 million. In FY 2021, an additional \$1.5 million was transferred to the project to award the construction contract and complete planned replacement.

Acres	N/A
Square Feet	N/A
Program Capacity	N/A
Election District	Catoctin
LCPS Planning District	Central Loudoun
Referendum Date	N/A
School Year Opening	2021-2022



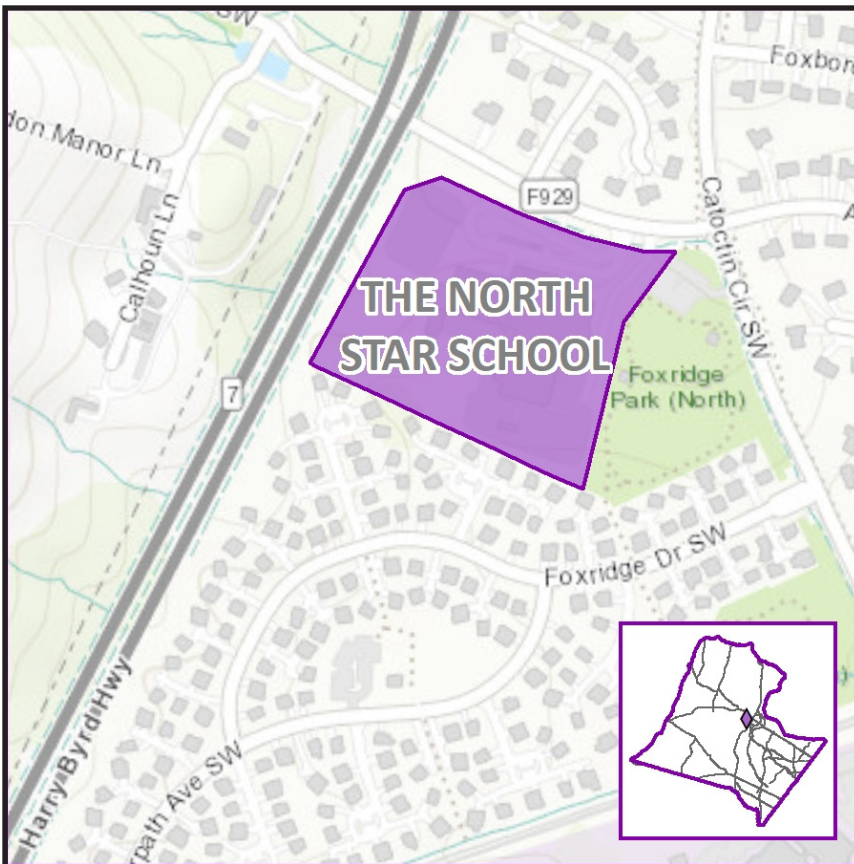
PROJECT	TASK	FUNDING	FY 2022				FY 2023				FY 2024				FY 2025				FY 2026				FY 2027			
			Q1	Q2	Q3	Q4	Q1	Q2	Q3	Q4	Q1	Q2	Q3	Q4	Q1	Q2	Q3	Q4	Q1	Q2	Q3	Q4	Q1	Q2	Q3	Q4
Lucketts Elementary School Wastewater Treatment Facility	Construction	\$ 5.400				OPEN																				
	Total Appropriations	\$ 5.400																								

THE NORTH STAR SCHOOL

The North Star School was originally part of a combined project, with the intent to renovate both the former C.S. Monroe Technology Center and the Douglass School.

Since the opening of the Academies of Loudoun, the former C.S. Monroe Technology Center building has been demolished. The North Star School, a 96,000-square foot facility currently under construction, expands and relocates educational programs currently offered at the Douglass School.

The new facility will also house the Adult Education program, and the General Educational Development (GED) test preparation program.



Acres	10
Square Feet	96,000
Election District	Leesburg
LCPS Planning District	Central Loudoun
Referendum Date	November 2017
School Year Opening	2021-2022

PROJECT	TASK	FUNDING	FY 2022				FY 2023				FY 2024				FY 2025				FY 2026				FY 2027			
			Q1	Q2	Q3	Q4	Q1	Q2	Q3	Q4	Q1	Q2	Q3	Q4	Q1	Q2	Q3	Q4	Q1	Q2	Q3	Q4	Q1	Q2	Q3	Q4
The North Star School	Design	\$ 3.880																								
	Construction and FFE	\$ 36.630	OPEN																							
	Total Appropriations	\$ 40.510																								

FY 2022 - FY 2027 CAPITAL ASSET PRESERVATION PROGRAM

The CAPP budget provides funding for the regular maintenance and replacement of facility system components. These facility components have shorter-term life cycles than the buildings they support and require major maintenance and/or replacement at least every 10 years, depending on the component type and the frequency and intensity of use.

Typical facility components maintained in the CAPP include electrical (e.g., clocks, fire alarms, lighting, generators), heating, ventilation and air conditioning (HVAC), plumbing, resurfacing, roofing, and structure repair.

Within this CAPP section, identified projects are first listed by component type and then again alphabetically by school name.

YEARLY TOTALS						
System/Component Replacement	FY2022	FY2023	FY2024	FY2025	FY2026	FY2027
ELECTRICAL	\$2,137,500	\$3,632,300	\$2,565,550	\$3,288,300	\$3,017,300	\$830,550
HVAC	\$851,500	\$4,681,000	\$2,570,000	\$2,435,000	\$2,053,000	\$2,039,000
PLUMBING	\$1,675,000	\$1,433,000	\$2,100,000	\$2,528,000	\$2,716,000	\$1,963,000
RESURFACING	\$5,676,000	\$2,017,000	\$3,262,000	\$3,942,000	\$6,029,000	\$3,849,000
ROOFING	\$8,658,000	\$9,480,000	\$14,534,000	\$14,720,000	\$17,101,000	\$28,580,000
STRUCTURE REPAIR/WINDOWS	\$5,545,000	\$6,661,000	\$8,322,500	\$8,413,000	\$6,409,000	\$3,435,500
FISCAL YEAR TOTALS	\$24,543,000	\$27,904,300	\$33,354,050	\$35,326,300	\$37,325,300	\$40,697,050

This page is intentionally blank.

**FY 2022 - FY 2027 CAPITAL ASSET PRESERVATION PROGRAM
BY SYSTEM/COMPONENT**

System/Component Replacement: ELECTRICAL					
LOCATIONS	FY2022	FY2023	FY2024	FY2025	FY2026
Administration Building - Replace fire alarm system				\$244,200	
Ashburn Elementary - Replace generator	\$60,000				
Ball's Bluff Elementary - Replace generator				\$80,000	
Ball's Bluff Elementary - Replace parking lot lighting with LED				\$90,000	
Banneker Elementary - Replace clock and bell system					\$15,000
Belmont Ridge Middle - Replace clock and bell system		\$35,000			
Belmont Ridge Middle - Replace fire alarm system		\$197,950			
Belmont Station Elementary - Replace clock and bell system			\$25,000		
Belmont Station Elementary - Replace fire alarm system		\$123,050			
Blue Ridge Middle - Replace clock and bell system				\$35,000	
Blue Ridge Middle - Replace parking lot lighting with LED			\$95,000		
Briar Woods High - Replace clock and bell system				\$53,000	
Briar Woods High - Replace fire alarm system				\$299,700	
Broad Run High - Replace athletic field lighting with LED				\$640,000	
Catoctin Elementary - Replace parking lot lighting with LED	\$75,000				
Cedar Lane Elementary - Replace clock and bell system			\$27,000		
Cool Spring Elementary - Replace clock and bell system					\$28,000
Cool Spring Elementary - Replace fire alarm system					\$107,350
Countryside Elementary - Replace fire alarm system		\$123,050			
Dominion High - Replace athletic field lighting with LED					\$670,000

**FY 2022 - FY 2027 CAPITAL ASSET PRESERVATION PROGRAM
BY SYSTEM/COMPONENT**

LOCATIONS	FY2022	FY2023	FY2024	FY2025	FY2026
Dominion High - Replace Auditorium dimmer system and lighting		\$310,000			
Dominion High - Replace clock and bell system		\$50,000			
Dominion High - Replace fire alarm system		\$272,850			
Dominion Trail Elementary - Replace clock and bell system	\$26,000				
Emerick Elementary - Replace main switchgear and selective panel boards		\$220,000			
Emerick Elementary - Replace parking lot lighting with LED		\$75,000			
Evergreen Mill Elementary - Replace clock and bell system		\$26,000			
Facilities Services - Replace fire alarm system	\$73,500				
Farmwell Station Middle - Replace generator				\$85,000	
Farmwell Station Middle - Replace parking lot lighting with LED				\$110,000	
Forest Grove Elementary - Replace clock and bell system	\$26,000				
Forest Grove Elementary - Replace parking lot lighting with LED				\$90,000	
Frances Hazel Reid Elementary - Replace clock and bell system		\$26,000			
Frances Hazel Reid Elementary - Replace fire alarm system		\$123,050			
Freedom High - Replace clock and bell system				\$53,000	
Freedom High - Replace fire alarm system				\$299,700	
Guilford Elementary - Replace parking lot lighting with LED					\$85,000
Hamilton Elementary - Replace fire alarm system			\$114,450		
Harmony Middle - Replace Auditorium dimmer system and lighting	\$260,000				
Harmony Middle - Replace clock and bell system		\$36,000			

**FY 2022 - FY 2027 CAPITAL ASSET PRESERVATION PROGRAM
BY SYSTEM/COMPONENT**

LOCATIONS	FY2022	FY2023	FY2024	FY2025	FY2026
Harmony Middle - Replace fire alarm system	\$183,750				
Harper Park Middle - Replace clock and bell system			\$37,000		
Heritage High - Replace Auditorium dimmer system and lighting	\$310,000				
Heritage High - Replace clock and bell system					\$55,000
Hillsboro Charter Academy - Replace fire alarm system			\$109,000		
Hillsboro Charter Academy - Replace generator					\$80,000
Hillside Elementary - Replace clock and bell system		\$26,000			
Hillside Elementary - Replace parking lot lighting with LED				\$90,000	
Horizon Elementary - Replace clock and bell system			\$27,000		
Hutchison Farm Elementary - Replace clock and bell system	\$26,000				
J. L. Simpson Middle - Replace main and auxiliary Gym lights with LED					\$60,000
J. L. Simpson Middle - Replace main switchgear and selective panel boards	\$280,000				
Leesburg Elementary - Replace fire alarm system			\$114,450		
Leesburg Elementary - Replace parking lot lighting with LED				\$90,000	
Legacy Elementary - Replace clock and bell system				\$28,000	
Legacy Elementary - Replace fire alarm system				\$133,200	
Loudoun County High - Replace athletic field lighting with LED		\$630,000			
Loudoun County High - Replace fire alarm system					\$339,000
Loudoun County High - Replace parking lot lighting with LED		\$150,000			
Loudoun Valley High - Replace athletic field lighting with LED		\$630,000			

**FY 2022 - FY 2027 CAPITAL ASSET PRESERVATION PROGRAM
BY SYSTEM/COMPONENT**

LOCATIONS	FY2022	FY2023	FY2024	FY2025	FY2026
Loudoun Valley High - Replace parking lot solar lighting with LED	\$185,000				
Lovettsville Elementary - Replace clock and bell system		\$25,000			
Lovettsville Elementary - Replace fire alarm system	\$110,250				
Lowes Island Elementary - Replace clock and bell system	\$26,000				
Lucketts Elementary - Replace parking lot lighting with LED		\$80,000			
Meadowland Elementary - Replace fire alarm system		\$112,350			
Meadowland Elementary - Replace parking lot lighting with LED				\$90,000	
Mercer Middle - Replace clock and bell system			\$35,000		
Mercer Middle - Replace fire alarm system			\$201,650		
Mountain View Elementary - Replace clock and bell system		\$26,000			
Mountain View Elementary - Replace fire alarm system			\$125,350		
Newton-Lee Elementary - Replace clock and bell system				\$28,000	
Newton-Lee Elementary - Replace fire alarm system				\$133,200	
Park View High - Replace athletic field lighting with LED			\$635,000		
Park View High - Replace Auxiliary Gym lights with LED		\$20,000			
Park View High - Replace ceiling light fixtures with LED			\$500,000		
Park View High - Replace parking lot lighting with LED	\$150,000				
Pinebrook Elementary - Replace clock and bell system				\$28,000	
Pinebrook Elementary - Replace fire alarm system				\$133,200	
Potomac Falls High - Replace athletic field lighting with LED					\$670,000

**FY 2022 - FY 2027 CAPITAL ASSET PRESERVATION PROGRAM
BY SYSTEM/COMPONENT**

LOCATIONS	FY2022	FY2023	FY2024	FY2025	FY2026
Potomac Falls High - Replace clock and bell system	\$50,000				
Potomac Falls High - Replace Main and Auxiliary Gym lights with LED		\$40,000			
Potowmack Elementary - Replace generator				\$80,000	
Potowmack Elementary - Replace parking lot lighting with LED				\$90,000	
River Bend Middle - Replace clock and bell system	\$36,000				
Rolling Ridge Elementary - Replace clock and bell system					\$28,000
Rolling Ridge Elementary - Replace fire alarm system					\$129,950
Rolling Ridge Elementary - Replace generator					\$80,000
Rolling Ridge Elementary - Replace Gym lights with LED			\$12,000		
Round Hill Elementary - Replace clock and bell system			\$26,000		
Sanders Corner Elementary - Replace generator				\$80,000	
Sanders Corner Elementary - Replace parking lot lighting with LED			\$90,000		
Seneca Ridge Middle - Replace Auditorium dimmer system and lighting	\$260,000				
Seneca Ridge Middle - Replace clock and bell system				\$38,000	
Seneca Ridge Middle - Replace parking lot lighting with LED		\$95,000			
Smart's Mill Middle - Replace clock and bell system			\$37,000		
Smart's Mill Middle - Replace fire alarm system			\$201,650		
Smart's Mill Middle - Replace Main and Auxiliary Gym lights with LED			\$25,000		
Sterling Elementary - Replace parking lot lighting with LED			\$90,000		
Stone Bridge High - Replace athletic field lighting with LED					\$670,000
Stone Bridge High - Replace Main and Auxiliary Gym lights with LED				\$45,000	

**FY 2022 - FY 2027 CAPITAL ASSET PRESERVATION PROGRAM
BY SYSTEM/COMPONENT**

LOCATIONS	FY2022	FY2023	FY2024	FY2025	FY2026
Sugarland Elementary - Replace clock and bell system			\$26,000		
Sugarland Elementary - Replace fire alarm system				\$122,100	
Sugarland Elementary - Replace Gym lights with LED			\$12,000		
Transportation - Replace bay lighting with LED		\$30,000			
Transportation - Replace parking lot lighting with LED		\$75,000			
Waterford Elementary - Replace parking lot lighting with LED		\$75,000			
TOTALS	\$2,137,500	\$3,632,300	\$2,565,550	\$3,288,300	\$3,017,300

**FY 2022 - FY 2027 CAPITAL ASSET PRESERVATION PROGRAM
BY SYSTEM/COMPONENT**

System/Component Replacement: HVAC					
LOCATIONS	FY2022	FY2023	FY2024	FY2025	FY2026
Ball's Bluff Elementary - Upgrade Library HVAC system	\$20,000				
Belmont Station Elementary - Rebuild chiller				\$80,000	
Blue Ridge Middle - Replace roof top units (phase 1 of 2)	\$107,500				
Blue Ridge Middle - Replace roof top units (phase 2 of 2)		\$125,000			
Briar Woods High - Rebuild chiller				\$80,000	
Broad Run High - Replace chiller		\$368,000			
Cedar Lane Elementary - Replace chiller	\$210,000				
Cedar Lane Elementary - Upgrade HVAC controls		\$250,000			
Countryside Elementary - Rebuild chiller	\$72,000				
Eagle Ridge Middle - Replace chiller			\$680,000		
Eagle Ridge Middle - Replace Gym A/C units		\$185,000			
Emerick Elementary - Replace Gym and Library A/C units		\$190,000			
Evergreen Mill Elementary - Replace chiller		\$345,000			
Farmwell Station Middle - Rebuild chiller	\$80,000				
Frances Hazel Reid Elementary - Rebuild chiller	\$72,000				
Freedom High - Rebuild chiller				\$80,000	
Guilford Elementary - Replace chiller		\$300,000			
Harmony Middle - Replace Gym A/C units		\$185,000			
Harper Park Middle - Rebuild chiller			\$70,000		

**FY 2022 - FY 2027 CAPITAL ASSET PRESERVATION PROGRAM
BY SYSTEM/COMPONENT**

LOCATIONS	FY2022	FY2023	FY2024	FY2025	FY2026
Harper Park Middle - Replace cooling tower			\$130,000		
Heritage High - Replace 3 Make-Up Air Units					\$600,000
Horizon Elementary - Replace chiller		\$368,000			
Horizon Elementary - Upgrade HVAC controls		\$250,000			
John Champe High - Rebuild chiller		\$75,000			
J. W. Tolbert Elementary - Replace chiller					\$375,000
Legacy Elementary - Rebuild chiller					\$85,000
Little River Elementary - Replace chiller		\$368,000			
Loudoun County High - Replace chillers					\$690,000
Loudoun Valley High - Replace chiller				\$640,000	
Mercer Middle - Rebuild chiller		\$72,000			
Mill Run Elementary - Replace chiller		\$368,000			
Mountain View Elementary - Rebuild chiller		\$72,000			
Newton-Lee Elementary - Rebuild chiller					\$85,000
Pinebrook Elementary - Rebuild chiller					\$85,000
Potomac Falls High - Replace Cafeteria HVAC unit	\$40,000				
Potowmack Elementary - Upgrade Library HVAC system	\$20,000				
River Bend Middle - Replace Gym A/C units		\$150,000			
Riverside High - Rebuild chiller				\$80,000	
Rock Ridge High - Rebuild chiller			\$75,000		

**FY 2022 - FY 2027 CAPITAL ASSET PRESERVATION PROGRAM
BY SYSTEM/COMPONENT**

LOCATIONS	FY2022	FY2023	FY2024	FY2025	FY2026
Round Hill Elementary - Replace chiller		\$368,000			
Round Hill Elementary - Upgrade HVAC controls		\$250,000			
Sanders Corner Elementary - Upgrade Library HVAC system	\$20,000				
Seldens Landing Elementary - Replace chiller			\$391,000		
Seneca Ridge Middle - Replace chiller			\$630,000		
Seneca Ridge Middle - Replace roof top units (phase 1 of 2)					\$133,000
Smart's Mill Middle - Rebuild chiller		\$72,000			
Sterling Elementary - Replace chiller			\$391,000		
Sterling Elementary - Replace Gym, Library and Computer Lab A/C units				\$195,000	
Sterling Middle - Replace chiller	\$210,000				
Sterling Middle - Replace roof top units (phase 1 of 2)			\$128,000		
Sterling Middle - Replace roof top units (phase 2 of 2)				\$130,000	
Stone Bridge High - Replace chiller				\$720,000	
Stone Bridge High - Replace multiple roof top units				\$350,000	
Sully Elementary - Replace chiller		\$320,000			
Sully Elementary - Replace Computer Lab A/C units				\$80,000	
Waterford Elementary - Replace roof top units			\$75,000		
TOTALS	\$851,500	\$4,681,000	\$2,570,000	\$2,435,000	\$2,053,000

**FY 2022 - FY 2027 CAPITAL ASSET PRESERVATION PROGRAM
BY SYSTEM/COMPONENT**

System/Component Replacement: PLUMBING					
LOCATIONS	FY2022	FY2023	FY2024	FY2025	FY2026
Aldie Elementary - Replace water heater					\$26,000
Algonkian Elementary - Replace water heater and storage tank		\$65,000			
Ashburn Elementary - Replace boilers					\$290,000
Ball's Bluff Elementary - Replace boilers				\$285,000	
Ball's Bluff Elementary - Replace serving lines			\$82,000		
Banneker Elementary - Replace serving line	\$40,000				
Banneker Elementary - Replace steam pipe in addition		\$180,000			
Belmont Ridge Middle- Replace dishwasher					\$36,000
Belmont Ridge Middle - Replace steamer					\$36,000
Belmont Ridge Middle - Replace water heater					\$56,000
Belmont Station Elementary - Replace water heater					\$50,000
Blue Ridge Middle - Replace dishwasher			\$34,000		
Blue Ridge Middle - Replace serving lines				\$123,000	
Blue Ridge Middle - Replace steamer			\$34,000		
Blue Ridge Middle - Replace water heater				\$55,000	
Briar Woods High - Replace dishwasher				\$35,000	
Briar Woods High - Replace water heaters					\$112,000
Broad Run High - Replace dishwasher		\$33,000			
Broad Run High - Replace steamer		\$33,000			

**FY 2022 - FY 2027 CAPITAL ASSET PRESERVATION PROGRAM
BY SYSTEM/COMPONENT**

LOCATIONS	FY2022	FY2023	FY2024	FY2025	FY2026
Broad Run High - Replace water heaters				\$110,000	
Catoctin Elementary - Replace serving lines	\$80,000				
Catoctin Elementary - Replace steamer				\$35,000	
Cedar Lane Elementary - Replace boilers			\$285,000		
Cedar Lane Elementary - Replace dishwasher					\$36,000
Cedar Lane Elementary - Replace steamer					\$36,000
Cedar Lane Elementary - Replace water heater					\$50,000
Cool Spring Elementary - Replace water heater	\$50,000				
Countryside Elementary - Replace dishwasher		\$33,000			
Countryside Elementary - Replace steamer		\$33,000			
Countryside Elementary - Replace water heater		\$53,000			
Dominion High - Replace dishwasher					\$36,000
Dominion High - Replace steamer					\$36,000
Dominion High - Replace water heaters					\$112,000
Eagle Ridge Middle - Replace boilers					\$320,000
Emerick Elementary - Upgrade domestic hot water system				\$85,000	
Forest Grove Elementary - Replace water heater	\$50,000				
Frances Hazel Reid Elementary - Replace dishwasher			\$34,000		
Frances Hazel Reid Elementary - Replace water heater and storage tank			\$70,000		
Freedom High - Replace water heaters					\$112,000

**FY 2022 - FY 2027 CAPITAL ASSET PRESERVATION PROGRAM
BY SYSTEM/COMPONENT**

LOCATIONS	FY2022	FY2023	FY2024	FY2025	FY2026
Guilford Elementary - Replace serving lines			\$82,000		
Guilford Elementary - Replace steamer			\$34,000		
Hamilton Elementary - Replace dishwasher	\$30,000				
Hamilton Elementary - Replace steamer	\$30,000				
Harmony Middle - Replace dishwasher					\$36,000
Harmony Middle - Replace steamer					\$36,000
Harper Park Middle - Replace boilers			\$315,000		
Harper Park Middle - Replace dishwasher	\$30,000				
Harper Park Middle - Replace steamer	\$30,000				
Heritage High - Replace water heaters	\$100,000				
Hillsboro Charter Academy - Replace dishwasher	\$30,000				
Hillsboro Charter Academy - Replace steamer	\$30,000				
Horizon Elementary - Replace boilers			\$285,000		
Horizon Elementary - Replace dishwasher	\$30,000				
Horizon Elementary - Replace steamer	\$30,000				
J. L. Simpson Middle - Replace dishwasher			\$34,000		
J. L. Simpson Middle - Replace steamer			\$34,000		
J. L. Simpson Middle - Replace water heater					\$56,000
J. W. Tolbert Elementary - Replace boilers				\$290,000	
J. W. Tolbert Elementary - Replace dishwasher			\$34,000		

**FY 2022 - FY 2027 CAPITAL ASSET PRESERVATION PROGRAM
BY SYSTEM/COMPONENT**

LOCATIONS	FY2022	FY2023	FY2024	FY2025	FY2026
Leesburg Elementary - Replace water heater		\$53,000			
Legacy Elementary - Replace water heater					\$50,000
Little River Elementary - Replace boilers				\$290,000	
Little River Elementary - Replace dishwasher		\$33,000			
Little River Elementary - Replace steamer		\$33,000			
Little River Elementary - Replace water heater					\$50,000
Loudoun County High - Replace boilers			\$425,000		
Loudoun Valley High - Replace boilers		\$320,000			
Loudoun Valley High - Replace dishwasher			\$34,000		
Loudoun Valley High - Replace steamer			\$34,000		
Loudoun Valley High - Replace water heater			\$54,000		
Lovettsville Elementary - Replace dishwasher	\$30,000				
Lovettsville Elementary - Replace steamer	\$30,000				
Lovettsville Elementary - Replace water heater					\$50,000
Lowes Island Elementary - Replace dishwasher				\$35,000	
Lowes Island Elementary - Replace steamer				\$35,000	
Meadowland Elementary - Replace serving lines	\$80,000				
Meadowland Elementary - Replace steamer			\$34,000		
Mill Run Elementary - Replace boilers				\$290,000	
Mountain View Elementary - Replace water heater					\$50,000
Newton-Lee Elementary - Replace water heater					\$50,000

**FY 2022 - FY 2027 CAPITAL ASSET PRESERVATION PROGRAM
BY SYSTEM/COMPONENT**

LOCATIONS	FY2022	FY2023	FY2024	FY2025	FY2026
Park View High - Replace dishwasher	\$30,000				
Park View High - Replace serving lines	\$160,000				
Park View High - Replace steamer	\$30,000				
Potowmack Elementary - Replace boilers				\$285,000	
River Bend Middle - Replace boilers		\$312,000			
River Bend Middle - Replace dishwasher					\$36,000
River Bend Middle - Replace steamer					\$36,000
River Bend Middle - Replace water heater			\$54,000		
Rolling Ridge Elementary - Replace steamer				\$35,000	
Round Hill Elementary - Replace dishwasher		\$33,000			
Round Hill Elementary - Replace steamer		\$33,000			
Sanders Corner Elementary - Replace boilers					\$290,000
Seldens Landing Elementary - Replace boilers					\$290,000
Seldens Landing Elementary - Replace dishwasher					\$36,000
Seldens Landing Elementary - Replace steamer					\$36,000
Seneca Ridge Middle - Replace dishwasher					\$36,000
Seneca Ridge Middle - Replace serving lines					\$126,000
Seneca Ridge Middle - Replace steamer					\$36,000
Seneca Ridge Middle - Replace water heaters				\$110,000	
Smart's Mill Middle - Replace water heaters			\$108,000		

**FY 2022 - FY 2027 CAPITAL ASSET PRESERVATION PROGRAM
BY SYSTEM/COMPONENT**

LOCATIONS	FY2022	FY2023	FY2024	FY2025	FY2026
Sterling Elementary - Replace dishwasher		\$33,000			
Sterling Elementary - Replace serving line		\$40,000			
Sterling Elementary - Replace steamer		\$33,000			
Sterling Middle - Replace dishwasher	\$30,000				
Sterling Middle - Replace serving lines	\$120,000				
Sterling Middle - Replace steamer	\$30,000				
Stone Bridge High - Replace boilers	\$370,000				
Stone Bridge High - Replace dishwasher					\$36,000
Stone Bridge High - Replace steamer					\$36,000
Stone Bridge High - Replace water heaters	\$100,000				
Sugarland Elementary - Replace dishwasher				\$35,000	
Sugarland Elementary - Replace steamer				\$35,000	
Sully Elementary - Replace boilers				\$290,000	
Transportation - Replace dry pipe system at fuel bay	\$55,000				
Waterford Elementary - Replace dishwasher				\$35,000	
Waterford Elementary - Replace steamer				\$35,000	
Waterford Elementary - Replace water heater	\$50,000				
Waterford Elementary - Replace serving lines		\$80,000			
TOTALS	\$1,675,000	\$1,433,000	\$2,100,000	\$2,528,000	\$2,716,000

**FY 2022 - FY 2027 CAPITAL ASSET PRESERVATION PROGRAM
BY SYSTEM/COMPONENT**

System/Component Replacement: RESURFACING					
LOCATIONS	FY2022	FY2023	FY2024	FY2025	FY2026
Aldie Elementary - Repave all asphalt surfaces and replace various concrete surfaces	\$270,000				
Arcola Elementary - Repair asphalt, seal coat and restripe				\$50,000	
Ashburn Elementary - Repair asphalt, seal coat and restripe			\$50,000		
Ball's Bluff Elementary - Repair asphalt, seal coat, restripe and resurface Kindergarten playground	\$110,000				
Belmont Ridge Middle - Repave all asphalt surfaces			\$650,000		
Belmont Station Elementary - Repave all asphalt surfaces and resurface Kindergarten playground			\$545,000		
Brambleton Middle - Repair asphalt, seal coat and restripe		\$70,000			
Briar Woods High - Repair asphalt, seal coat and restripe	\$105,000				
Briar Woods High - Repave all asphalt surfaces except the bus loop				\$1,000,000	
Briar Woods High - Resurface tennis courts				\$45,000	
Briar Woods High - Resurface track					\$138,000
Broad Run High - Repair asphalt, seal coat and restripe			\$85,000		
Broad Run High - Resurface track		\$125,000			
Buffalo Trail Elementary - Repair asphalt, seal coat and restripe					\$60,000
Catoctin Elementary - Repave all asphalt surfaces except play courts and replace various concrete surfaces	\$300,000				
Cedar Lane Elementary - Repair asphalt, seal coat and restripe				\$50,000	
Countryside Elementary - Repave all asphalt surfaces and replace various concrete surfaces	\$470,000				
Creighton's Corner Elementary - Repair asphalt, seal coat and restripe				\$50,000	
Discovery Elementary - Repair asphalt, seal coat and restripe					\$60,000
Dominion High - Repair asphalt, seal coat and restripe					\$100,000

**FY 2022 - FY 2027 CAPITAL ASSET PRESERVATION PROGRAM
BY SYSTEM/COMPONENT**

LOCATIONS	FY2022	FY2023	FY2024	FY2025	FY2026
Dominion High - Replace tennis courts			\$565,000		
Dominion High - Resurface track					\$138,000
Dominion Trail Elementary - Repair asphalt, seal coat and restripe			\$50,000		
Emerick Elementary - Repair asphalt, seal coat and restripe				\$40,000	
Evergreen Mill Elementary - Repair asphalt, seal coat and restripe		\$50,000			
Facilities Services - Resurface Kindergarten playgrounds at various schools					\$325,000
Farmwell Station Middle - Repair asphalt, seal coat and restripe			\$85,000		
Forest Grove Elementary - Repave all asphalt surfaces except bus loop, resurface Kindergarten playground and replace various concrete surfaces	\$360,000				
Frances Hazel Reid Elementary - Repave all asphalt surfaces, resurface Kindergarten playground and replace various concrete surfaces	\$540,000				
Frederick Douglass Elementary - Repair asphalt, seal coat and restripe					\$60,000
Freedom High - Repave all asphalt surfaces					\$1,450,000
Freedom High - Replace tennis courts			\$565,000		
Guilford Elementary - Repair asphalt, seal coat and restripe				\$40,000	
Harper Park Middle - Repair asphalt, seal coat and restripe				\$80,000	
Heritage High - Repave all asphalt surfaces and replace various concrete surfaces	\$1,300,000				
Heritage High - Replace tennis courts				\$570,000	
Hillsboro Charter Academy - Repair asphalt, seal coat and restripe			\$50,000		
Hillside Elementary - Repair asphalt, seal coat and restripe			\$56,000		
Horizon Elementary - Repair asphalt, seal coat and restripe	\$50,000				
Hutchison Farm Elementary - Repave all asphalt surfaces, resurface Kindergarten playground and replace various concrete surfaces	\$510,000				

**FY 2022 - FY 2027 CAPITAL ASSET PRESERVATION PROGRAM
BY SYSTEM/COMPONENT**

LOCATIONS	FY2022	FY2023	FY2024	FY2025	FY2026
J. L. Simpson Middle - Repair asphalt, seal coat and restripe				\$75,000	
J. M. Lunsford Middle - Repair asphalt, seal coat and restripe				\$60,000	
John Champe High - Repair asphalt, seal coat and restripe				\$110,000	
John Champe High - Resurface track					\$138,000
Leesburg Elementary - Repair asphalt, seal coat and restripe					\$60,000
Legacy Elementary - Repave all asphalt surfaces and resurface Kindergarten playground				\$545,000	
Liberty Elementary - Repave all asphalt surfaces and resurface Kindergarten playground					\$550,000
Little River Elementary - Repair asphalt, seal coat and restripe					\$60,000
Loudoun County High - Resurface tennis courts	\$44,000				
Loudoun Valley High - Repair asphalt, seal coat and restripe			\$85,000		
Lovettsville Elementary - Repave all asphalt surfaces and replace various concrete surfaces	\$350,000				
Lowes Island Elementary - Repair asphalt, seal coat and restripe					\$60,000
Meadowland Elementary - Repair asphalt, seal coat and restripe		\$50,000			
Mercer Middle - Repair asphalt, seal coat and restripe	\$70,000				
Middleburg Community Charter School - Repave all asphalt surfaces		\$275,000			
Mill Run Elementary - Repair asphalt, seal coat and restripe					\$60,000
Moorefield Station Elementary - Repair asphalt, seal coat and restripe					\$60,000
Mountain View Elementary - Repave all asphalt surfaces and replace various concrete surfaces	\$540,000				
Newton-Lee Elementary - Repave all asphalt surfaces and resurface Kindergarten playground				\$545,000	
Park View High - Repair asphalt, seal coat and restripe					\$110,000

**FY 2022 - FY 2027 CAPITAL ASSET PRESERVATION PROGRAM
BY SYSTEM/COMPONENT**

LOCATIONS	FY2022	FY2023	FY2024	FY2025	FY2026
Park View High - Resurface tennis courts		\$100,000			
Park View High - Resurface track	\$133,000				
Pinebrook Elementary - Repave all asphalt surfaces and resurface Kindergarten playground				\$545,000	
Potomac Falls High - Resurface tennis courts with premier surface		\$230,000			
Potomac Falls High - Resurface track		\$135,000			
Potowmack Elementary - Repair asphalt, seal coat and restripe		\$50,000			
River Bend Middle - Repave all asphalt surfaces except track and play court		\$630,000			
Riverside High - Repair asphalt, seal coat and restripe		\$160,000			
Riverside High - Resurface tennis courts with premier surface	\$228,000				
Riverside High - Resurface track	\$133,000				
Rolling Ridge Elementary - Repair asphalt, seal coat and restripe			\$50,000		
Rosa Lee Carter Elementary - Repave all asphalt surfaces and resurface Kindergarten playground					\$550,000
Round Hill Elementary - Repair asphalt, seal coat and restripe					\$60,000
Sanders Corner Elementary - Repair asphalt, seal coat and restripe			\$50,000		
Smart's Mill Middle - Repave all asphalt surfaces					\$650,000
Sterling Elementary - Repair asphalt, seal coat and restripe					\$60,000
Sterling Middle - Repair asphalt, seal coat and restripe					\$80,000
Stone Bridge High - Resurface track	\$133,000				
Stone Hill Middle - Repave all asphalt surfaces					\$650,000
Sully Elementary - Repair asphalt, seal coat and restripe		\$50,000			

**FY 2022 - FY 2027 CAPITAL ASSET PRESERVATION PROGRAM
BY SYSTEM/COMPONENT**

LOCATIONS	FY2022	FY2023	FY2024	FY2025	FY2026
Sycolin Creek Elementary - Repave all asphalt surfaces and resurface Kindergarten playground					\$550,000
Tuscarora High - Repair asphalt, seal coat and restripe			\$120,000		
Tuscarora High - Resurface tennis courts		\$46,000			
Tuscarora High - Resurface track				\$137,000	
Waterford Elementary - Repair asphalt, seal coat and restripe	\$30,000				
Woodgrove High - Repair asphalt, seal coat and restripe			\$120,000		
Woodgrove High - Resurface tennis courts		\$46,000			
Woodgrove High - Resurface track			\$136,000		
TOTALS	\$5,676,000	\$2,017,000	\$3,262,000	\$3,942,000	\$6,029,000

**FY 2022 - FY 2027 CAPITAL ASSET PRESERVATION PROGRAM
BY SYSTEM/COMPONENT**

System/Component Replacement: ROOFING					
LOCATIONS	FY2022	FY2023	FY2024	FY2025	FY2026
Cedar Lane Elementary - Replace entire EPDM roof			\$3,612,000		
Dominion Trail Elementary - Replace entire EPDM roof	\$2,886,000				
Eagle Ridge Middle - Replace entire EPDM roof					\$5,390,000
Evergreen Mill Elementary - Replace entire EPDM roof	\$2,886,000				
Harper Park Middle - Replace entire EPDM roof			\$4,730,000		
Hillside Elementary - Replace entire EPDM roof	\$2,886,000				
Horizon Elementary - Replace entire EPDM roof		\$3,360,000			
J. W. Tolbert Elementary - Replace entire EPDM roof					\$4,165,000
Leesburg Elementary - Replace entire EPDM roof					\$2,891,000
Little River Elementary - Replace entire EPDM roof				\$3,910,000	
Lowes Island Elementary - Replace entire EPDM roof		\$3,120,000			
Meadowland Elementary - Replace entire EPDM roof			\$2,451,000		
Mill Run Elementary - Replace entire EPDM roof				\$3,910,000	
Potomac Falls High - Repair and coat entire EPDM roof		\$3,000,000			
Rolling Ridge Elementary - Repair and coat entire EPDM roof				\$1,700,000	
Round Hill Elementary - Replace entire EPDM roof			\$3,741,000		
Seldens Landing Elementary - Replace entire EPDM roof					\$4,655,000
Stone Bridge High - Repair and coat entire EPDM roof				\$3,500,000	
Sugarland Elementary - Repair and coat entire EPDM roof				\$1,700,000	
TOTALS	\$8,658,000	\$9,480,000	\$14,534,000	\$14,720,000	\$17,101,000

**FY 2022 - FY 2027 CAPITAL ASSET PRESERVATION PROGRAM
BY SYSTEM/COMPONENT**

System/Component Replacement: STRUCTURE REPAIR/WINDOWS					
LOCATIONS	FY2022	FY2023	FY2024	FY2025	FY2026
Administration Building - Replace carpet in first floor lobby and Board Room hallway		\$125,000			
Administration Building - Replace carpet in lobbies and corridors on floors 2-5				\$500,000	
Administration Building - Replace elevator controls		\$175,000			
Aldie Elementary - Replace wood floors					\$600,000
Ashburn Elementary - Replace stage curtains and repair rigging				\$22,500	
Ball's Bluff Elementary - Replace carpet throughout school					\$80,000
Ball's Bluff Elementary - Replace Gym floor with sports floor	\$75,000				
Ball's Bluff Elementary - Replace walk-in refrigerator/freezer	\$45,000				
Banneker Elementary - Replace walk-in refrigerator/freezer		\$50,000			
Belmont Ridge Middle - Replace Auditorium seats	\$155,000				
Belmont Ridge Middle - Replace carpet throughout school		\$130,000			
Belmont Ridge Middle - Replace gutters				\$165,000	
Belmont Ridge Middle - Replace stage curtains		\$20,000			
Belmont Station Elementary - Replace carpet throughout school			\$75,000		
Belmont Station Elementary - Replace Gym floor with sports floor			\$78,000		
Belmont Station Elementary - Replace stage curtains and repair rigging			\$17,500		
Blue Ridge Middle - Replace Cafeteria partition doors		\$40,000			
Blue Ridge Middle - Replace carpet in Main Office					\$18,000
Blue Ridge Middle - Replace doors		\$50,000			

**FY 2022 - FY 2027 CAPITAL ASSET PRESERVATION PROGRAM
BY SYSTEM/COMPONENT**

LOCATIONS	FY2022	FY2023	FY2024	FY2025	FY2026
Briar Woods High - Replace carpet throughout school				\$200,000	
Briar Woods High - Replace stage curtains including Black Box Theater				\$55,000	
Broad Run High - Replace carpet throughout school				\$170,000	
Broad Run High - Replace turf field			\$680,000		
Broad Run High - Sand, repaint and refinish both Gym floors		\$56,000			
Catoctin Elementary - Replace carpet throughout school	\$45,000				
Catoctin Elementary - Replace Gym floor with sports floor				\$80,000	
Cedar Lane Elementary - Replace fence at mechanical equipment area	\$25,000				
Cedar Lane Elementary - Replace Gym floor with sports floor		\$78,000			
Cedar Lane Elementary - Replace walk-in refrigerator/freezer					\$50,000
Cool Spring Elementary - Replace carpet throughout school		\$50,000			
Cool Spring Elementary - Replace stage curtains and repair rigging				\$16,000	
Countryside Elementary - Replace carpet throughout school		\$65,000			
Countryside Elementary - Replace Gym floor with sports floor			\$78,000		
Countryside Elementary - Replace stage curtains and repair rigging		\$16,500			
Dominion High - Rebuild elevator					\$115,000
Dominion High - Replace stage curtains including Black Box Theater			\$53,000		
Dominion High - Replace turf field					\$690,000
Dominion Trail Elementary - Replace Gym floor with sports floor	\$75,000				
Dominion Trail Elementary - Replace walk-in refrigerator/freezer			\$46,000		

**FY 2022 - FY 2027 CAPITAL ASSET PRESERVATION PROGRAM
BY SYSTEM/COMPONENT**

LOCATIONS	FY2022	FY2023	FY2024	FY2025	FY2026
Eagle Ridge Middle - Replace gutters				\$165,000	
Emerick Elementary - Replace carpet throughout school			\$60,000		
Emerick Elementary - Replace classroom cabinets, sinks and fixtures				\$260,000	
Emerick Elementary - Replace Gym floor with sports floor				\$80,000	
Emerick Elementary - Replace windows throughout school		\$500,000			
Evergreen Mill Elementary - Replace carpet throughout school				\$75,000	
Evergreen Mill Elementary - Replace Gym floor with sports floor		\$78,000			
Evergreen Mill Elementary - Replace walk-in refrigerator/freezer				\$48,000	
Facilities Services - Paint various locations	\$1,000,000	\$1,000,000	\$1,000,000	\$1,000,000	\$1,000,000
Facilities Services - Playground and playground component replacements	\$522,000	\$712,000	\$728,000	\$744,000	\$950,000
Facilities Services - Replace fencing at various locations		\$195,000	\$200,000		\$250,000
Facilities Services - Replace Gym floor with sports floor at various elementary schools					\$800,000
Farmwell Station Middle - Replace carpet throughout school					\$160,000
Farmwell Station Middle - Replace stage curtains	\$20,000				
Farmwell Station Middle - Sand, repaint and refinish both Gym floors					\$57,000
Forest Grove Elementary - Replace carpet throughout school	\$65,000				
Forest Grove Elementary - Replace Gym floor with sports floor			\$78,000		
Forest Grove Elementary - Replace stage curtains and repair rigging	\$17,000				
Frances Hazel Reid Elementary - Replace carpet throughout school		\$70,000			
Frances Hazel Reid Elementary - Replace Gym floor with sports floor			\$78,000		

**FY 2022 - FY 2027 CAPITAL ASSET PRESERVATION PROGRAM
BY SYSTEM/COMPONENT**

LOCATIONS	FY2022	FY2023	FY2024	FY2025	FY2026
Frances Hazel Reid Elementary - Replace stage curtains and repair rigging		\$16,000			
Freedom High - Replace carpet throughout school				\$200,000	
Freedom High - Rebuild elevator				\$115,000	
Freedom High - Replace stage curtains including Black Box Theater				\$55,000	
Guilford Elementary - Replace classroom shelves with upper cabinets to match lower cabinets	\$88,000				
Guilford Elementary - Replace Gym floor with sports floor				\$80,000	
Guilford Elementary - Replace stage curtains and repair rigging	\$18,000				
Hamilton Elementary - Replace classroom cabinets, sinks and fixtures					\$265,000
Hamilton Elementary - Replace Gym floor with sports floor				\$80,000	
Harmony Middle - Replace gutters		\$150,000			
Harmony Middle - Replace stage curtains	\$20,000				
Harmony Middle - Sand, repaint and refinish both Gym floors				\$55,000	
Harper Park Middle - Replace Auditorium folding partition doors			\$220,000		
Harper Park Middle - Replace gutters	\$150,000				
Harper Park Middle - Replace stage curtains			\$22,000		
Harper Park Middle - Replace walk-in refrigerator/freezer					\$90,000
Heritage High - Rebuild elevator	\$100,000				
Heritage High - Sand, repaint and refinish both Gym floors			\$58,000		
Hillsboro Charter Academy - Replace walk-in refrigerator/freezer	\$45,000				
Hillside Elementary - Replace Gym floor with sports floor		\$78,000			

**FY 2022 - FY 2027 CAPITAL ASSET PRESERVATION PROGRAM
BY SYSTEM/COMPONENT**

LOCATIONS	FY2022	FY2023	FY2024	FY2025	FY2026
Hillside Elementary - Replace walk-in refrigerator/freezer			\$46,000		
Horizon Elementary - Replace fence at mechanical equipment area	\$25,000				
Horizon Elementary - Replace Gym floor with sports floor		\$78,000			
Horizon Elementary - Replace walk-in refrigerator/freezer					\$50,000
Hutchison Farm Elementary - Replace all carpet except Main Office	\$50,000				
Hutchison Farm Elementary - Replace Gym floor with sports floor			\$78,000		
Hutchison Farm Elementary - Replace stage curtains and repair rigging	\$17,000				
J. L. Simpson Middle - Repurpose abandoned water tank building into mower shed		\$180,000			
J. L. Simpson Middle - Replace Cafeteria partition doors		\$40,000			
J. M. Lunsford Middle - Sand, repaint and refinish both Gym floors		\$50,000			
John Champe High - Replace turf fields	\$1,310,000				
John Champe High - Sand, repaint and refinish both Gym floors			\$58,000		
J. W. Tolbert Elementary - Replace Gym floor with sports floor			\$78,000		
Leesburg Elementary - Replace classroom cabinets, sinks and fixtures		\$265,000			
Legacy Elementary - Replace carpet throughout school				\$75,000	
Legacy Elementary - Replace stage curtains and repair rigging				\$16,000	
Little River Elementary - Replace Gym floor with sports floor		\$78,000			
Loudoun County High - Replace carpet throughout school			\$150,000		
Loudoun County High - Replace stage curtains	\$50,000				
Loudoun County High - Replace turf field		\$675,000			

**FY 2022 - FY 2027 CAPITAL ASSET PRESERVATION PROGRAM
BY SYSTEM/COMPONENT**

LOCATIONS	FY2022	FY2023	FY2024	FY2025	FY2026
Loudoun County High - Replace walk-in refrigerator/freezer	\$90,000				
Loudoun Valley High - Replace Auditorium seats	\$175,000				
Loudoun Valley High - Replace carpet throughout school				\$170,000	
Loudoun Valley High - Replace turf fields			\$1,330,000		
Lovettsville Elementary - Replace carpet in Resource Center and CPU Lab	\$37,000				
Lovettsville Elementary - Replace Gym floor with sports floor				\$80,000	
Lowes Island Elementary - Replace Gym floor with sports floor	\$75,000				
Lowes Island Elementary - Replace walk-in refrigerator/freezer				\$48,000	
Lucketts Elementary - Replace classroom cabinets, sinks and fixtures			\$255,000		
Lucketts Elementary - Replace walk-in refrigerator/freezer	\$45,000				
Lucketts Elementary - Replace windows throughout school	\$406,000				
Meadowland Elementary - Replace carpet in Main Office					\$15,000
Meadowland Elementary - Replace classroom shelves with upper cabinets to match lower cabinets	\$100,000				
Mercer Middle - Replace carpet throughout school			\$130,000		
Mercer Middle - Replace gutters				\$165,000	
Mercer Middle - Replace stage curtains			\$22,000		
Mill Run Elementary - Replace Gym floor with sports floor		\$78,000			
Mountain View Elementary - Replace carpet throughout school		\$70,000			
Mountain View Elementary - Replace Gym floor with sports floor			\$78,000		
Mountain View Elementary - Replace stage curtains and repair rigging		\$19,000			

**FY 2022 - FY 2027 CAPITAL ASSET PRESERVATION PROGRAM
BY SYSTEM/COMPONENT**

LOCATIONS	FY2022	FY2023	FY2024	FY2025	FY2026
Newton-Lee Elementary - Replace carpet throughout school				\$75,000	
Newton-Lee Elementary - Replace stage curtains and repair rigging				\$18,000	
Park View High - Replace original ceiling grid and tile			\$500,000		
Park View High - Replace stage curtains including Black Box Theater	\$50,000				
Park View High - Replace turf field				\$685,000	
Pinebrook Elementary - Replace carpet throughout school				\$75,000	
Pinebrook Elementary - Replace stage curtains and repair rigging				\$17,000	
Potomac Falls High - Replace gutters		\$240,000			
Potomac Falls High - Replace turf field					\$690,000
Potomac Falls High - Replace walk-in refrigerator/freezer			\$90,000		
Potowmack Elementary - Replace Gym floor with sports floor	\$75,000				
Potowmack Elementary - Replace walk-in refrigerator/freezer		\$45,000			
River Bend Middle - Replace gutters				\$165,000	
River Bend Middle - Replace stage curtains		\$20,000			
River Bend Middle - Sand, repaint and refinish both Gym floors				\$55,000	
Riverside High - Replace turf fields				\$1,340,000	
Rock Ridge High - Replace turf fields			\$1,330,000		
Rock Ridge High - Sand, repaint and refinish both Gym floors					\$60,000
Rolling Ridge Elementary - Replace carpet throughout school				\$67,000	
Rolling Ridge Elementary - Replace Gym floor with sports floor				\$80,000	

**FY 2022 - FY 2027 CAPITAL ASSET PRESERVATION PROGRAM
BY SYSTEM/COMPONENT**

LOCATIONS	FY2022	FY2023	FY2024	FY2025	FY2026
Rolling Ridge Elementary - Replace stage curtains and repair rigging					\$17,000
Round Hill Elementary - Replace Gym floor with sports floor		\$78,000			
Round Hill Elementary - Replace stage curtains and repair rigging				\$16,500	
Round Hill Elementary - Replace walk-in refrigerator/freezer					\$50,000
Sanders Corner Elementary - Replace carpet throughout school				\$75,000	
Sanders Corner Elementary - Replace Gym floor with sports floor	\$75,000				
Sanders Corner Elementary - Replace walk-in refrigerator/freezer		\$45,000			
Seldens Landing Elementary - Replace Gym floor with sports floor			\$78,000		
Seldens Landing Elementary - Replace stage curtains and repair rigging			\$16,000		
Seneca Ridge Middle - Replace Cafeteria partition doors			\$25,000		
Seneca Ridge Middle - Replace carpet throughout school					\$135,000
Seneca Ridge Middle - Replace remaining façade transite panels with metal				\$200,000	
Seneca Ridge Middle - Sand, repaint and refinish both Gym floors		\$48,000			
Smart's Mill Middle - Replace carpet throughout school		\$130,000			
Smart's Mill Middle - Replace stage curtains			\$22,000		
Sterling Elementary - Replace carpet in Media Center	\$25,000				
Sterling Middle - Replace Cafeteria partition doors		\$40,000			
Sterling Middle - Replace carpet throughout school	\$120,000				
Sterling Middle - Sand, repaint and refinish both Gym floors	\$45,000				
Stone Bridge High - Replace stairs and railing at Senior Court Patio	\$65,000				
Stone Bridge High - Replace turf field		\$675,000			
Stone Bridge High - Sand, repaint and refinish both Gym floors	\$55,000				

**FY 2022 - FY 2027 CAPITAL ASSET PRESERVATION PROGRAM
BY SYSTEM/COMPONENT**

LOCATIONS	FY2022	FY2023	FY2024	FY2025	FY2026
Stone Hill Middle - Replace gutters				\$165,000	
Sugarland Elementary - Replace carpet throughout school			\$65,000		
Sugarland Elementary - Replace Gym floor with sports floor				\$80,000	
Sully Elementary - Replace classroom shelves with upper cabinets to match lower cabinets	\$100,000				
Sully Elementary - Replace Gym floor with sports floor				\$80,000	
Trailside Middle - Sand, repaint and refinish both Gym floors					\$57,000
Transportation - Repair concrete islands at fuel bay		\$107,500			
Transportation - Repair fuel dispensing system				\$500,000	
Tuscarora High - Replace elevator controls	\$35,000				
Waterford Elementary - Replace classroom cabinets, sinks and fixtures					\$210,000
Waterford Elementary - Replace walk-in refrigerator/freezer		\$45,000			
Waterford Elementary - Replace windows throughout school			\$500,000		
Woodgrove High - Sand, repaint and refinish both Gym floors	\$55,000				
TOTALS	\$5,545,000	\$6,661,000	\$8,322,500	\$8,413,000	\$6,409,000

**FY 2022 - FY 2027 CAPITAL ASSET PRESERVATION PROGRAM
BY SCHOOL/FACILITY**

LOCATIONS	FY2022	FY2023	FY2024	FY2025	FY2026
Administration Building - Replace carpet in first floor lobby and Board Room hallway		\$125,000			
Administration Building - Replace carpet in lobbies and corridors on floors 2-5				\$500,000	
Administration Building - Replace elevator controls		\$175,000			
Administration Building - Replace fire alarm system				\$244,200	
Aldie Elementary - Repave all asphalt surfaces and replace various concrete surfaces	\$270,000				
Aldie Elementary - Replace water heater					\$26,000
Aldie Elementary - Replace wood floors					\$600,000
Algonkian Elementary - Replace water heater and storage tank		\$65,000			
Arcola Elementary - Repair asphalt, seal coat and restripe				\$50,000	
Ashburn Elementary - Repair asphalt, seal coat and restripe			\$50,000		
Ashburn Elementary - Replace boilers					\$290,000
Ashburn Elementary - Replace generator	\$60,000				
Ashburn Elementary - Replace stage curtains and repair rigging				\$22,500	
Ball's Bluff Elementary - Repair asphalt, seal coat, restripe and resurface Kindergarten playground	\$110,000				
Ball's Bluff Elementary - Replace boilers				\$285,000	
Ball's Bluff Elementary - Replace carpet throughout school					\$80,000
Ball's Bluff Elementary - Replace generator				\$80,000	
Ball's Bluff Elementary - Replace Gym floor with sports floor	\$75,000				
Ball's Bluff Elementary - Replace parking lot lighting with LED				\$90,000	
Ball's Bluff Elementary - Replace serving lines			\$82,000		
Ball's Bluff Elementary - Replace walk-in refrigerator/freezer	\$45,000				

**FY 2022 - FY 2027 CAPITAL ASSET PRESERVATION PROGRAM
BY SCHOOL/FACILITY**

LOCATIONS	FY2022	FY2023	FY2024	FY2025	FY2026
Ball's Bluff Elementary - Upgrade Library HVAC system	\$20,000				
Banneker Elementary - Replace clock and bell system					\$15,000
Banneker Elementary - Replace serving line	\$40,000				
Banneker Elementary - Replace steam pipe in addition		\$180,000			
Banneker Elementary - Replace walk-in refrigerator/freezer		\$50,000			
Belmont Ridge Middle - Repave all asphalt surfaces			\$650,000		
Belmont Ridge Middle - Replace Auditorium seats	\$155,000				
Belmont Ridge Middle - Replace carpet throughout school		\$130,000			
Belmont Ridge Middle - Replace clock and bell system		\$35,000			
Belmont Ridge Middle - Replace fire alarm system		\$197,950			
Belmont Ridge Middle - Replace gutters				\$165,000	
Belmont Ridge Middle - Replace stage curtains		\$20,000			
Belmont Ridge Middle - Replace steamer					\$36,000
Belmont Ridge Middle - Replace water heater					\$56,000
Belmont Ridge Middle- Replace dishwasher					\$36,000
Belmont Station Elementary - Rebuild chiller				\$80,000	
Belmont Station Elementary - Repave all asphalt surfaces and resurface Kindergarten playground			\$545,000		
Belmont Station Elementary - Replace carpet throughout school			\$75,000		
Belmont Station Elementary - Replace clock and bell system			\$25,000		
Belmont Station Elementary - Replace fire alarm system		\$123,050			
Belmont Station Elementary - Replace Gym floor with sports floor			\$78,000		

**FY 2022 - FY 2027 CAPITAL ASSET PRESERVATION PROGRAM
BY SCHOOL/FACILITY**

LOCATIONS	FY2022	FY2023	FY2024	FY2025	FY2026
Belmont Station Elementary - Replace stage curtains and repair rigging			\$17,500		
Belmont Station Elementary - Replace water heater					\$50,000
Blue Ridge Middle - Replace Cafeteria partition doors		\$40,000			
Blue Ridge Middle - Replace carpet in Main Office					\$18,000
Blue Ridge Middle - Replace clock and bell system				\$35,000	
Blue Ridge Middle - Replace dishwasher			\$34,000		
Blue Ridge Middle - Replace doors		\$50,000			
Blue Ridge Middle - Replace parking lot lighting with LED			\$95,000		
Blue Ridge Middle - Replace roof top units (phase 1 of 2)	\$107,500				
Blue Ridge Middle - Replace roof top units (phase 2 of 2)		\$125,000			
Blue Ridge Middle - Replace serving lines				\$123,000	
Blue Ridge Middle - Replace steamer			\$34,000		
Blue Ridge Middle - Replace water heater				\$55,000	
Brambleton Middle - Repair asphalt, seal coat and restripe		\$70,000			
Briar Woods High - Rebuild chiller				\$80,000	
Briar Woods High - Repair asphalt, seal coat and restripe	\$105,000				
Briar Woods High - Repave all asphalt surfaces except the bus loop				\$1,000,000	
Briar Woods High - Replace carpet throughout school				\$200,000	
Briar Woods High - Replace clock and bell system				\$53,000	
Briar Woods High - Replace dishwasher				\$35,000	
Briar Woods High - Replace fire alarm system				\$299,700	

**FY 2022 - FY 2027 CAPITAL ASSET PRESERVATION PROGRAM
BY SCHOOL/FACILITY**

LOCATIONS	FY2022	FY2023	FY2024	FY2025	FY2026
Briar Woods High - Replace stage curtains including Black Box Theater				\$55,000	
Briar Woods High - Replace water heaters					\$112,000
Briar Woods High - Resurface tennis courts				\$45,000	
Briar Woods High - Resurface track					\$138,000
Broad Run High - Repair asphalt, seal coat and restripe			\$85,000		
Broad Run High - Replace athletic field lighting with LED				\$640,000	
Broad Run High - Replace carpet throughout school				\$170,000	
Broad Run High - Replace chiller		\$368,000			
Broad Run High - Replace dishwasher		\$33,000			
Broad Run High - Replace steamer		\$33,000			
Broad Run High - Replace turf field			\$680,000		
Broad Run High - Replace water heaters				\$110,000	
Broad Run High - Resurface track		\$125,000			
Broad Run High - Sand, repaint and refinish both Gym floors		\$56,000			
Buffalo Trail Elementary - Repair asphalt, seal coat and restripe					\$60,000
Catoctin Elementary - Repave all asphalt surfaces except play courts and replace various concrete surfaces	\$300,000				
Catoctin Elementary - Replace carpet throughout school	\$45,000				
Catoctin Elementary - Replace Gym floor with sports floor				\$80,000	
Catoctin Elementary - Replace parking lot lighting with LED	\$75,000				
Catoctin Elementary - Replace serving lines	\$80,000				
Catoctin Elementary - Replace steamer				\$35,000	

**FY 2022 - FY 2027 CAPITAL ASSET PRESERVATION PROGRAM
BY SCHOOL/FACILITY**

LOCATIONS	FY2022	FY2023	FY2024	FY2025	FY2026
Cedar Lane Elementary - Repair asphalt, seal coat and restripe				\$50,000	
Cedar Lane Elementary - Replace boilers			\$285,000		
Cedar Lane Elementary - Replace chiller	\$210,000				
Cedar Lane Elementary - Replace clock and bell system			\$27,000		
Cedar Lane Elementary - Replace dishwasher					\$36,000
Cedar Lane Elementary - Replace entire EPDM roof			\$3,612,000		
Cedar Lane Elementary - Replace fence at mechanical equipment area	\$25,000				
Cedar Lane Elementary - Replace Gym floor with sports floor		\$78,000			
Cedar Lane Elementary - Replace steamer					\$36,000
Cedar Lane Elementary - Replace walk-in refrigerator/freezer					\$50,000
Cedar Lane Elementary - Replace water heater					\$50,000
Cedar Lane Elementary - Upgrade HVAC controls		\$250,000			
Cool Spring Elementary - Replace carpet throughout school		\$50,000			
Cool Spring Elementary - Replace clock and bell system					\$28,000
Cool Spring Elementary - Replace fire alarm system					\$107,350
Cool Spring Elementary - Replace stage curtains and repair rigging				\$16,000	
Cool Spring Elementary - Replace water heater	\$50,000				
Countryside Elementary - Rebuild chiller	\$72,000				
Countryside Elementary - Repave all asphalt surfaces and replace various concrete surfaces	\$470,000				
Countryside Elementary - Replace carpet throughout school		\$65,000			
Countryside Elementary - Replace dishwasher		\$33,000			

**FY 2022 - FY 2027 CAPITAL ASSET PRESERVATION PROGRAM
BY SCHOOL/FACILITY**

LOCATIONS	FY2022	FY2023	FY2024	FY2025	FY2026
Countryside Elementary - Replace fire alarm system		\$123,050			
Countryside Elementary - Replace Gym floor with sports floor			\$78,000		
Countryside Elementary - Replace stage curtains and repair rigging		\$16,500			
Countryside Elementary - Replace steamer		\$33,000			
Countryside Elementary - Replace water heater		\$53,000			
Creighton's Corner Elementary - Repair asphalt, seal coat and restripe				\$50,000	
Discovery Elementary - Repair asphalt, seal coat and restripe					\$60,000
Dominion High - Rebuild elevator					\$115,000
Dominion High - Repair asphalt, seal coat and restripe					\$100,000
Dominion High - Replace athletic field lighting with LED					\$670,000
Dominion High - Replace Auditorium dimmer system and lighting		\$310,000			
Dominion High - Replace clock and bell system		\$50,000			
Dominion High - Replace dishwasher					\$36,000
Dominion High - Replace fire alarm system		\$272,850			
Dominion High - Replace stage curtains including Black Box Theater			\$53,000		
Dominion High - Replace steamer					\$36,000
Dominion High - Replace tennis courts			\$565,000		
Dominion High - Replace turf field					\$690,000
Dominion High - Replace water heaters					\$112,000
Dominion High - Resurface track					\$138,000
Dominion Trail Elementary - Repair asphalt, seal coat and restripe			\$50,000		

**FY 2022 - FY 2027 CAPITAL ASSET PRESERVATION PROGRAM
BY SCHOOL/FACILITY**

LOCATIONS	FY2022	FY2023	FY2024	FY2025	FY2026
Dominion Trail Elementary - Replace clock and bell system	\$26,000				
Dominion Trail Elementary - Replace entire EPDM roof	\$2,886,000				
Dominion Trail Elementary - Replace Gym floor with sports floor	\$75,000				
Dominion Trail Elementary - Replace walk-in refrigerator/freezer			\$46,000		
Eagle Ridge Middle - Replace boilers					\$320,000
Eagle Ridge Middle - Replace chiller			\$680,000		
Eagle Ridge Middle - Replace entire EPDM roof					\$5,390,000
Eagle Ridge Middle - Replace gutters				\$165,000	
Eagle Ridge Middle - Replace Gym A/C units		\$185,000			
Emerick Elementary - Repair asphalt, seal coat and restripe				\$40,000	
Emerick Elementary - Replace carpet throughout school			\$60,000		
Emerick Elementary - Replace classroom cabinets, sinks and fixtures				\$260,000	
Emerick Elementary - Replace Gym and Library A/C units		\$190,000			
Emerick Elementary - Replace Gym floor with sports floor				\$80,000	
Emerick Elementary - Replace main switchgear and selective panel boards		\$220,000			
Emerick Elementary - Replace parking lot lighting with LED		\$75,000			
Emerick Elementary - Replace windows throughout school		\$500,000			
Emerick Elementary - Upgrade domestic hot water system				\$85,000	
Evergreen Mill Elementary - Repair asphalt, seal coat and restripe		\$50,000			
Evergreen Mill Elementary - Replace carpet throughout school				\$75,000	
Evergreen Mill Elementary - Replace chiller		\$345,000			

**FY 2022 - FY 2027 CAPITAL ASSET PRESERVATION PROGRAM
BY SCHOOL/FACILITY**

LOCATIONS	FY2022	FY2023	FY2024	FY2025	FY2026
Evergreen Mill Elementary - Replace clock and bell system		\$26,000			
Evergreen Mill Elementary - Replace entire EPDM roof	\$2,886,000				
Evergreen Mill Elementary - Replace Gym floor with sports floor		\$78,000			
Evergreen Mill Elementary - Replace walk-in refrigerator/freezer				\$48,000	
Facilities Services - Paint various locations	\$1,000,000	\$1,000,000	\$1,000,000	\$1,000,000	\$1,000,000
Facilities Services - Playground and playground component replacements	\$522,000	\$712,000	\$728,000	\$744,000	\$950,000
Facilities Services - Replace fencing at various locations		\$195,000	\$200,000		\$250,000
Facilities Services - Replace fire alarm system	\$73,500				
Facilities Services - Replace Gym floor with sports floor at various elementary schools					\$800,000
Facilities Services - Resurface Kindergarten playgrounds at various schools					\$325,000
Farmwell Station Middle - Rebuild chiller	\$80,000				
Farmwell Station Middle - Repair asphalt, seal coat and restripe			\$85,000		
Farmwell Station Middle - Replace carpet throughout school					\$160,000
Farmwell Station Middle - Replace generator				\$85,000	
Farmwell Station Middle - Replace parking lot lighting with LED				\$110,000	
Farmwell Station Middle - Replace stage curtains	\$20,000				
Farmwell Station Middle - Sand, repaint and refinish both Gym floors					\$57,000
Forest Grove Elementary - Repave all asphalt surfaces except bus loop, resurface Kindergarten playground and replace various concrete surfaces	\$360,000				
Forest Grove Elementary - Replace carpet throughout school	\$65,000				
Forest Grove Elementary - Replace clock and bell system	\$26,000				
Forest Grove Elementary - Replace Gym floor with sports floor			\$78,000		

**FY 2022 - FY 2027 CAPITAL ASSET PRESERVATION PROGRAM
BY SCHOOL/FACILITY**

LOCATIONS	FY2022	FY2023	FY2024	FY2025	FY2026
Forest Grove Elementary - Replace parking lot lighting with LED				\$90,000	
Forest Grove Elementary - Replace stage curtains and repair rigging	\$17,000				
Forest Grove Elementary - Replace water heater	\$50,000				
Frances Hazel Reid Elementary - Rebuild chiller	\$72,000				
Frances Hazel Reid Elementary - Repave all asphalt surfaces, resurface Kindergarten playground and replace various concrete surfaces	\$540,000				
Frances Hazel Reid Elementary - Replace carpet throughout school		\$70,000			
Frances Hazel Reid Elementary - Replace clock and bell system		\$26,000			
Frances Hazel Reid Elementary - Replace dishwasher			\$34,000		
Frances Hazel Reid Elementary - Replace fire alarm system		\$123,050			
Frances Hazel Reid Elementary - Replace Gym floor with sports floor			\$78,000		
Frances Hazel Reid Elementary - Replace stage curtains and repair rigging		\$16,000			
Frances Hazel Reid Elementary - Replace water heater and storage tank			\$70,000		
Frederick Douglass Elementary - Repair asphalt, seal coat and restripe					\$60,000
Freedom High - Rebuild chiller				\$80,000	
Freedom High - Rebuild elevator				\$115,000	
Freedom High - Repave all asphalt surfaces					\$1,450,000
Freedom High - Replace carpet throughout school				\$200,000	
Freedom High - Replace clock and bell system				\$53,000	
Freedom High - Replace fire alarm system				\$299,700	
Freedom High - Replace stage curtains including Black Box Theater				\$55,000	
Freedom High - Replace tennis courts			\$565,000		

**FY 2022 - FY 2027 CAPITAL ASSET PRESERVATION PROGRAM
BY SCHOOL/FACILITY**

LOCATIONS	FY2022	FY2023	FY2024	FY2025	FY2026
Freedom High - Replace water heaters					\$112,000
Guilford Elementary - Repair asphalt, seal coat and restripe				\$40,000	
Guilford Elementary - Replace chiller		\$300,000			
Guilford Elementary - Replace classroom shelves with upper cabinets to match lower cabinets	\$88,000				
Guilford Elementary - Replace Gym floor with sports floor				\$80,000	
Guilford Elementary - Replace parking lot lighting with LED					\$85,000
Guilford Elementary - Replace serving lines			\$82,000		
Guilford Elementary - Replace stage curtains and repair rigging	\$18,000				
Guilford Elementary - Replace steamer			\$34,000		
Hamilton Elementary - Replace classroom cabinets, sinks and fixtures					\$265,000
Hamilton Elementary - Replace dishwasher	\$30,000				
Hamilton Elementary - Replace fire alarm system			\$114,450		
Hamilton Elementary - Replace Gym floor with sports floor				\$80,000	
Hamilton Elementary - Replace steamer	\$30,000				
Harmony Middle - Replace Auditorium dimmer system and lighting	\$260,000				
Harmony Middle - Replace clock and bell system		\$36,000			
Harmony Middle - Replace dishwasher					\$36,000
Harmony Middle - Replace fire alarm system	\$183,750				
Harmony Middle - Replace gutters		\$150,000			
Harmony Middle - Replace Gym A/C units		\$185,000			
Harmony Middle - Replace stage curtains	\$20,000				

**FY 2022 - FY 2027 CAPITAL ASSET PRESERVATION PROGRAM
BY SCHOOL/FACILITY**

LOCATIONS	FY2022	FY2023	FY2024	FY2025	FY2026
Harmony Middle - Replace steamer					\$36,000
Harmony Middle - Sand, repaint and refinish both Gym floors				\$55,000	
Harper Park Middle - Rebuild chiller			\$70,000		
Harper Park Middle - Repair asphalt, seal coat and restripe				\$80,000	
Harper Park Middle - Replace Auditorium folding partition doors			\$220,000		
Harper Park Middle - Replace boilers			\$315,000		
Harper Park Middle - Replace clock and bell system			\$37,000		
Harper Park Middle - Replace cooling tower			\$130,000		
Harper Park Middle - Replace dishwasher	\$30,000				
Harper Park Middle - Replace entire EPDM roof			\$4,730,000		
Harper Park Middle - Replace gutters	\$150,000				
Harper Park Middle - Replace stage curtains			\$22,000		
Harper Park Middle - Replace steamer	\$30,000				
Harper Park Middle - Replace walk-in refrigerator/freezer					\$90,000
Heritage High - Rebuild elevator	\$100,000				
Heritage High - Repave all asphalt surfaces and replace various concrete surfaces	\$1,300,000				
Heritage High - Replace 3 Make-Up Air Units					\$600,000
Heritage High - Replace Auditorium dimmer system and lighting	\$310,000				
Heritage High - Replace clock and bell system					\$55,000
Heritage High - Replace tennis courts				\$570,000	
Heritage High - Replace water heaters	\$100,000				

**FY 2022 - FY 2027 CAPITAL ASSET PRESERVATION PROGRAM
BY SCHOOL/FACILITY**

LOCATIONS	FY2022	FY2023	FY2024	FY2025	FY2026
Heritage High - Sand, repaint and refinish both Gym floors			\$58,000		
Hillsboro Charter Academy - Repair asphalt, seal coat and restripe			\$50,000		
Hillsboro Charter Academy - Replace dishwasher	\$30,000				
Hillsboro Charter Academy - Replace fire alarm system			\$109,000		
Hillsboro Charter Academy - Replace generator					\$80,000
Hillsboro Charter Academy - Replace steamer	\$30,000				
Hillsboro Charter Academy - Replace walk-in refrigerator/freezer	\$45,000				
Hillside Elementary - Repair asphalt, seal coat and restripe			\$56,000		
Hillside Elementary - Replace clock and bell system		\$26,000			
Hillside Elementary - Replace entire EPDM roof	\$2,886,000				
Hillside Elementary - Replace Gym floor with sports floor		\$78,000			
Hillside Elementary - Replace parking lot lighting with LED				\$90,000	
Hillside Elementary - Replace walk-in refrigerator/freezer			\$46,000		
Horizon Elementary - Repair asphalt, seal coat and restripe	\$50,000				
Horizon Elementary - Replace boilers			\$285,000		
Horizon Elementary - Replace chiller		\$368,000			
Horizon Elementary - Replace clock and bell system			\$27,000		
Horizon Elementary - Replace dishwasher	\$30,000				
Horizon Elementary - Replace entire EPDM roof		\$3,360,000			
Horizon Elementary - Replace fence at mechanical equipment area	\$25,000				
Horizon Elementary - Replace Gym floor with sports floor		\$78,000			

**FY 2022 - FY 2027 CAPITAL ASSET PRESERVATION PROGRAM
BY SCHOOL/FACILITY**

LOCATIONS	FY2022	FY2023	FY2024	FY2025	FY2026
Horizon Elementary - Replace steamer	\$30,000				
Horizon Elementary - Replace walk-in refrigerator/freezer					\$50,000
Horizon Elementary - Upgrade HVAC controls		\$250,000			
Hutchison Farm Elementary - Repave all asphalt surfaces, resurface Kindergarten playground and replace various concrete surfaces	\$510,000				
Hutchison Farm Elementary - Replace all carpet except Main Office	\$50,000				
Hutchison Farm Elementary - Replace clock and bell system	\$26,000				
Hutchison Farm Elementary - Replace Gym floor with sports floor			\$78,000		
Hutchison Farm Elementary - Replace stage curtains and repair rigging	\$17,000				
J. L. Simpson Middle - Repair asphalt, seal coat and restripe				\$75,000	
J. L. Simpson Middle - Replace Cafeteria partition doors		\$40,000			
J. L. Simpson Middle - Replace dishwasher			\$34,000		
J. L. Simpson Middle - Replace main and auxiliary Gym lights with LED					\$60,000
J. L. Simpson Middle - Replace main switchgear and selective panel boards	\$280,000				
J. L. Simpson Middle - Replace steamer			\$34,000		
J. L. Simpson Middle - Replace water heater					\$56,000
J. L. Simpson Middle - Repurpose abandoned water tank building into mower shed		\$180,000			
J. M. Lunsford Middle - Repair asphalt, seal coat and restripe				\$60,000	
J. M. Lunsford Middle - Sand, repaint and refinish both Gym floors		\$50,000			
John Champe High - Rebuild chiller		\$75,000			
John Champe High - Repair asphalt, seal coat and restripe				\$110,000	
John Champe High - Replace turf fields	\$1,310,000				

**FY 2022 - FY 2027 CAPITAL ASSET PRESERVATION PROGRAM
BY SCHOOL/FACILITY**

LOCATIONS	FY2022	FY2023	FY2024	FY2025	FY2026
John Champe High - Resurface track					\$138,000
John Champe High - Sand, repaint and refinish both Gym floors			\$58,000		
J. W. Tolbert Elementary - Replace boilers				\$290,000	
J. W. Tolbert Elementary - Replace chiller					\$375,000
J. W. Tolbert Elementary - Replace dishwasher			\$34,000		
J. W. Tolbert Elementary - Replace entire EPDM roof					\$4,165,000
J. W. Tolbert Elementary - Replace Gym floor with sports floor			\$78,000		
Leesburg Elementary - Repair asphalt, seal coat and restripe					\$60,000
Leesburg Elementary - Replace classroom cabinets, sinks and fixtures		\$265,000			
Leesburg Elementary - Replace entire EPDM roof					\$2,891,000
Leesburg Elementary - Replace fire alarm system			\$114,450		
Leesburg Elementary - Replace parking lot lighting with LED				\$90,000	
Leesburg Elementary - Replace water heater		\$53,000			
Legacy Elementary - Rebuild chiller					\$85,000
Legacy Elementary - Repave all asphalt surfaces and resurface Kindergarten playground				\$545,000	
Legacy Elementary - Replace carpet throughout school				\$75,000	
Legacy Elementary - Replace clock and bell system				\$28,000	
Legacy Elementary - Replace fire alarm system				\$133,200	
Legacy Elementary - Replace stage curtains and repair rigging				\$16,000	
Legacy Elementary - Replace water heater					\$50,000
Liberty Elementary - Repave all asphalt surfaces and resurface Kindergarten playground					\$550,000

**FY 2022 - FY 2027 CAPITAL ASSET PRESERVATION PROGRAM
BY SCHOOL/FACILITY**

LOCATIONS	FY2022	FY2023	FY2024	FY2025	FY2026
Little River Elementary - Repair asphalt, seal coat and restripe					\$60,000
Little River Elementary - Replace boilers				\$290,000	
Little River Elementary - Replace chiller		\$368,000			
Little River Elementary - Replace dishwasher		\$33,000			
Little River Elementary - Replace entire EPDM roof				\$3,910,000	
Little River Elementary - Replace Gym floor with sports floor		\$78,000			
Little River Elementary - Replace steamer		\$33,000			
Little River Elementary - Replace water heater					\$50,000
Loudoun County High - Replace athletic field lighting with LED		\$630,000			
Loudoun County High - Replace boilers			\$425,000		
Loudoun County High - Replace carpet throughout school			\$150,000		
Loudoun County High - Replace chillers					\$690,000
Loudoun County High - Replace fire alarm system					\$339,000
Loudoun County High - Replace parking lot lighting with LED		\$150,000			
Loudoun County High - Replace stage curtains	\$50,000				
Loudoun County High - Replace turf field		\$675,000			
Loudoun County High - Replace walk-in refrigerator/freezer	\$90,000				
Loudoun County High - Resurface tennis courts	\$44,000				
Loudoun Valley High - Repair asphalt, seal coat and restripe			\$85,000		
Loudoun Valley High - Replace athletic field lighting with LED		\$630,000			
Loudoun Valley High - Replace Auditorium seats	\$175,000				

**FY 2022 - FY 2027 CAPITAL ASSET PRESERVATION PROGRAM
BY SCHOOL/FACILITY**

LOCATIONS	FY2022	FY2023	FY2024	FY2025	FY2026
Loudoun Valley High - Replace boilers		\$320,000			
Loudoun Valley High - Replace carpet throughout school				\$170,000	
Loudoun Valley High - Replace chiller				\$640,000	
Loudoun Valley High - Replace dishwasher			\$34,000		
Loudoun Valley High - Replace parking lot solar lighting with LED	\$185,000				
Loudoun Valley High - Replace steamer			\$34,000		
Loudoun Valley High - Replace turf fields			\$1,330,000		
Loudoun Valley High - Replace water heater			\$54,000		
Lovettsville Elementary - Repave all asphalt surfaces and replace various concrete surfaces	\$350,000				
Lovettsville Elementary - Replace carpet in Resource Center and CPU Lab	\$37,000				
Lovettsville Elementary - Replace clock and bell system		\$25,000			
Lovettsville Elementary - Replace dishwasher	\$30,000				
Lovettsville Elementary - Replace fire alarm system	\$110,250				
Lovettsville Elementary - Replace Gym floor with sports floor				\$80,000	
Lovettsville Elementary - Replace steamer	\$30,000				
Lovettsville Elementary - Replace water heater					\$50,000
Lowes Island Elementary - Repair asphalt, seal coat and restripe					\$60,000
Lowes Island Elementary - Replace clock and bell system	\$26,000				
Lowes Island Elementary - Replace dishwasher				\$35,000	
Lowes Island Elementary - Replace entire EPDM roof		\$3,120,000			
Lowes Island Elementary - Replace Gym floor with sports floor	\$75,000				

**FY 2022 - FY 2027 CAPITAL ASSET PRESERVATION PROGRAM
BY SCHOOL/FACILITY**

LOCATIONS	FY2022	FY2023	FY2024	FY2025	FY2026
Lowes Island Elementary - Replace steamer				\$35,000	
Lowes Island Elementary - Replace walk-in refrigerator/freezer				\$48,000	
Lucketts Elementary - Replace classroom cabinets, sinks and fixtures			\$255,000		
Lucketts Elementary - Replace parking lot lighting with LED		\$80,000			
Lucketts Elementary - Replace walk-in refrigerator/freezer	\$45,000				
Lucketts Elementary - Replace windows throughout school	\$406,000				
Meadowland Elementary - Repair asphalt, seal coat and restripe		\$50,000			
Meadowland Elementary - Replace carpet in Main Office					\$15,000
Meadowland Elementary - Replace classroom shelves with upper cabinets to match lower cabinets	\$100,000				
Meadowland Elementary - Replace entire EPDM roof			\$2,451,000		
Meadowland Elementary - Replace fire alarm system		\$112,350			
Meadowland Elementary - Replace parking lot lighting with LED				\$90,000	
Meadowland Elementary - Replace serving lines	\$80,000				
Meadowland Elementary - Replace steamer			\$34,000		
Mercer Middle - Rebuild chiller		\$72,000			
Mercer Middle - Repair asphalt, seal coat and restripe	\$70,000				
Mercer Middle - Replace carpet throughout school			\$130,000		
Mercer Middle - Replace clock and bell system			\$35,000		
Mercer Middle - Replace fire alarm system			\$201,650		
Mercer Middle - Replace gutters				\$165,000	
Mercer Middle - Replace stage curtains			\$22,000		

**FY 2022 - FY 2027 CAPITAL ASSET PRESERVATION PROGRAM
BY SCHOOL/FACILITY**

LOCATIONS	FY2022	FY2023	FY2024	FY2025	FY2026
Middleburg Community Charter School - Repave all asphalt surfaces		\$275,000			
Mill Run Elementary - Repair asphalt, seal coat and restripe					\$60,000
Mill Run Elementary - Replace boilers				\$290,000	
Mill Run Elementary - Replace chiller		\$368,000			
Mill Run Elementary - Replace entire EPDM roof				\$3,910,000	
Mill Run Elementary - Replace Gym floor with sports floor		\$78,000			
Moorefield Station Elementary - Repair asphalt, seal coat and restripe					\$60,000
Mountain View Elementary - Rebuild chiller		\$72,000			
Mountain View Elementary - Repave all asphalt surfaces and replace various concrete surfaces	\$540,000				
Mountain View Elementary - Replace carpet throughout school		\$70,000			
Mountain View Elementary - Replace clock and bell system		\$26,000			
Mountain View Elementary - Replace fire alarm system			\$125,350		
Mountain View Elementary - Replace Gym floor with sports floor			\$78,000		
Mountain View Elementary - Replace stage curtains and repair rigging		\$19,000			
Mountain View Elementary - Replace water heater					\$50,000
Newton-Lee Elementary - Rebuild chiller					\$85,000
Newton-Lee Elementary - Repave all asphalt surfaces and resurface Kindergarten playground				\$545,000	
Newton-Lee Elementary - Replace carpet throughout school				\$75,000	
Newton-Lee Elementary - Replace clock and bell system				\$28,000	
Newton-Lee Elementary - Replace fire alarm system				\$133,200	
Newton-Lee Elementary - Replace stage curtains and repair rigging				\$18,000	

**FY 2022 - FY 2027 CAPITAL ASSET PRESERVATION PROGRAM
BY SCHOOL/FACILITY**

LOCATIONS	FY2022	FY2023	FY2024	FY2025	FY2026
Newton-Lee Elementary - Replace water heater					\$50,000
Park View High - Repair asphalt, seal coat and restripe					\$110,000
Park View High - Replace athletic field lighting with LED			\$635,000		
Park View High - Replace Auxiliary Gym lights with LED		\$20,000			
Park View High - Replace ceiling light fixtures with LED			\$500,000		
Park View High - Replace dishwasher	\$30,000				
Park View High - Replace original ceiling grid and tile			\$500,000		
Park View High - Replace parking lot lighting with LED	\$150,000				
Park View High - Replace serving lines	\$160,000				
Park View High - Replace stage curtains including Black Box Theater	\$50,000				
Park View High - Replace steamer	\$30,000				
Park View High - Replace turf field				\$685,000	
Park View High - Resurface tennis courts		\$100,000			
Park View High - Resurface track	\$133,000				
Pinebrook Elementary - Rebuild chiller					\$85,000
Pinebrook Elementary - Repave all asphalt surfaces and resurface Kindergarten playground				\$545,000	
Pinebrook Elementary - Replace carpet throughout school				\$75,000	
Pinebrook Elementary - Replace clock and bell system				\$28,000	
Pinebrook Elementary - Replace fire alarm system				\$133,200	
Pinebrook Elementary - Replace stage curtains and repair rigging				\$17,000	
Potomac Falls High - Repair and coat entire EPDM roof		\$3,000,000			

**FY 2022 - FY 2027 CAPITAL ASSET PRESERVATION PROGRAM
BY SCHOOL/FACILITY**

LOCATIONS	FY2022	FY2023	FY2024	FY2025	FY2026
Potomac Falls High - Replace athletic field lighting with LED					\$670,000
Potomac Falls High - Replace Cafeteria HVAC unit	\$40,000				
Potomac Falls High - Replace clock and bell system	\$50,000				
Potomac Falls High - Replace gutters		\$240,000			
Potomac Falls High - Replace Main and Auxiliary Gym lights with LED		\$40,000			
Potomac Falls High - Replace turf field					\$690,000
Potomac Falls High - Replace walk-in refrigerator/freezer			\$90,000		
Potomac Falls High - Resurface tennis courts with premier surface		\$230,000			
Potomac Falls High - Resurface track		\$135,000			
Potowmack Elementary - Repair asphalt, seal coat and restripe		\$50,000			
Potowmack Elementary - Replace boilers				\$285,000	
Potowmack Elementary - Replace generator				\$80,000	
Potowmack Elementary - Replace Gym floor with sports floor	\$75,000				
Potowmack Elementary - Replace parking lot lighting with LED				\$90,000	
Potowmack Elementary - Replace walk-in refrigerator/freezer		\$45,000			
Potowmack Elementary - Upgrade Library HVAC system	\$20,000				
River Bend Middle - Repave all asphalt surfaces except track and play court		\$630,000			
River Bend Middle - Replace boilers		\$312,000			
River Bend Middle - Replace clock and bell system	\$36,000				
River Bend Middle - Replace dishwasher					\$36,000
River Bend Middle - Replace gutters				\$165,000	

**FY 2022 - FY 2027 CAPITAL ASSET PRESERVATION PROGRAM
BY SCHOOL/FACILITY**

LOCATIONS	FY2022	FY2023	FY2024	FY2025	FY2026
River Bend Middle - Replace Gym A/C units		\$150,000			
River Bend Middle - Replace stage curtains		\$20,000			
River Bend Middle - Replace steamer					\$36,000
River Bend Middle - Replace water heater			\$54,000		
River Bend Middle - Sand, repaint and refinish both Gym floors				\$55,000	
Riverside High - Rebuild chiller				\$80,000	
Riverside High - Repair asphalt, seal coat and restripe		\$160,000			
Riverside High - Replace turf fields				\$1,340,000	
Riverside High - Resurface tennis courts with premier surface	\$228,000				
Riverside High - Resurface track	\$133,000				
Rock Ridge High - Rebuild chiller			\$75,000		
Rock Ridge High - Replace turf fields			\$1,330,000		
Rock Ridge High - Sand, repaint and refinish both Gym floors					\$60,000
Rolling Ridge Elementary - Repair and coat entire EPDM roof				\$1,700,000	
Rolling Ridge Elementary - Repair asphalt, seal coat and restripe			\$50,000		
Rolling Ridge Elementary - Replace carpet throughout school				\$67,000	
Rolling Ridge Elementary - Replace clock and bell system					\$28,000
Rolling Ridge Elementary - Replace fire alarm system					\$129,950
Rolling Ridge Elementary - Replace generator					\$80,000
Rolling Ridge Elementary - Replace Gym floor with sports floor				\$80,000	
Rolling Ridge Elementary - Replace Gym lights with LED			\$12,000		

**FY 2022 - FY 2027 CAPITAL ASSET PRESERVATION PROGRAM
BY SCHOOL/FACILITY**

LOCATIONS	FY2022	FY2023	FY2024	FY2025	FY2026
Rolling Ridge Elementary - Replace stage curtains and repair rigging					\$17,000
Rolling Ridge Elementary - Replace steamer				\$35,000	
Rosa Lee Carter Elementary - Repave all asphalt surfaces and resurface Kindergarten playground					\$550,000
Round Hill Elementary - Repair asphalt, seal coat and restripe					\$60,000
Round Hill Elementary - Replace chiller		\$368,000			
Round Hill Elementary - Replace clock and bell system			\$26,000		
Round Hill Elementary - Replace dishwasher		\$33,000			
Round Hill Elementary - Replace entire EPDM roof			\$3,741,000		
Round Hill Elementary - Replace Gym floor with sports floor		\$78,000			
Round Hill Elementary - Replace stage curtains and repair rigging				\$16,500	
Round Hill Elementary - Replace steamer		\$33,000			
Round Hill Elementary - Replace walk-in refrigerator/freezer					\$50,000
Round Hill Elementary - Upgrade HVAC controls		\$250,000			
Sanders Corner Elementary - Repair asphalt, seal coat and restripe			\$50,000		
Sanders Corner Elementary - Replace boilers					\$290,000
Sanders Corner Elementary - Replace carpet throughout school				\$75,000	
Sanders Corner Elementary - Replace generator				\$80,000	
Sanders Corner Elementary - Replace Gym floor with sports floor	\$75,000				
Sanders Corner Elementary - Replace parking lot lighting with LED			\$90,000		
Sanders Corner Elementary - Replace walk-in refrigerator/freezer		\$45,000			
Sanders Corner Elementary - Upgrade Library HVAC system	\$20,000				

**FY 2022 - FY 2027 CAPITAL ASSET PRESERVATION PROGRAM
BY SCHOOL/FACILITY**

LOCATIONS	FY2022	FY2023	FY2024	FY2025	FY2026
Seldens Landing Elementary - Replace boilers					\$290,000
Seldens Landing Elementary - Replace chiller			\$391,000		
Seldens Landing Elementary - Replace dishwasher					\$36,000
Seldens Landing Elementary - Replace entire EPDM roof					\$4,655,000
Seldens Landing Elementary - Replace Gym floor with sports floor			\$78,000		
Seldens Landing Elementary - Replace stage curtains and repair rigging			\$16,000		
Seldens Landing Elementary - Replace steamer					\$36,000
Seneca Ridge Middle - Replace Auditorium dimmer system and lighting	\$260,000				
Seneca Ridge Middle - Replace Cafeteria partition doors			\$25,000		
Seneca Ridge Middle - Replace carpet throughout school					\$135,000
Seneca Ridge Middle - Replace chiller			\$630,000		
Seneca Ridge Middle - Replace clock and bell system				\$38,000	
Seneca Ridge Middle - Replace dishwasher					\$36,000
Seneca Ridge Middle - Replace parking lot lighting with LED		\$95,000			
Seneca Ridge Middle - Replace remaining façade transite panels with metal				\$200,000	
Seneca Ridge Middle - Replace roof top units (phase 1 of 2)					\$133,000
Seneca Ridge Middle - Replace serving lines					\$126,000
Seneca Ridge Middle - Replace steamer					\$36,000
Seneca Ridge Middle - Replace water heaters				\$110,000	
Seneca Ridge Middle - Sand, repaint and refinish both Gym floors		\$48,000			
Smart's Mill Middle - Rebuild chiller		\$72,000			

**FY 2022 - FY 2027 CAPITAL ASSET PRESERVATION PROGRAM
BY SCHOOL/FACILITY**

LOCATIONS	FY2022	FY2023	FY2024	FY2025	FY2026
Smart's Mill Middle - Repave all asphalt surfaces					\$650,000
Smart's Mill Middle - Replace carpet throughout school		\$130,000			
Smart's Mill Middle - Replace clock and bell system			\$37,000		
Smart's Mill Middle - Replace fire alarm system			\$201,650		
Smart's Mill Middle - Replace Main and Auxiliary Gym lights with LED			\$25,000		
Smart's Mill Middle - Replace stage curtains			\$22,000		
Smart's Mill Middle - Replace water heaters			\$108,000		
Sterling Elementary - Repair asphalt, seal coat and restripe					\$60,000
Sterling Elementary - Replace carpet in Media Center	\$25,000				
Sterling Elementary - Replace chiller			\$391,000		
Sterling Elementary - Replace dishwasher		\$33,000			
Sterling Elementary - Replace Gym, Library and Computer Lab A/C units				\$195,000	
Sterling Elementary - Replace parking lot lighting with LED			\$90,000		
Sterling Elementary - Replace serving line		\$40,000			
Sterling Elementary - Replace steamer		\$33,000			
Sterling Middle - Repair asphalt, seal coat and restripe					\$80,000
Sterling Middle - Replace Cafeteria partition doors		\$40,000			
Sterling Middle - Replace carpet throughout school	\$120,000				
Sterling Middle - Replace chiller	\$210,000				
Sterling Middle - Replace dishwasher	\$30,000				
Sterling Middle - Replace roof top units (phase 1 of 2)			\$128,000		

**FY 2022 - FY 2027 CAPITAL ASSET PRESERVATION PROGRAM
BY SCHOOL/FACILITY**

LOCATIONS	FY2022	FY2023	FY2024	FY2025	FY2026
Sterling Middle - Replace roof top units (phase 2 of 2)				\$130,000	
Sterling Middle - Replace serving lines	\$120,000				
Sterling Middle - Replace steamer	\$30,000				
Sterling Middle - Sand, repaint and refinish both Gym floors	\$45,000				
Stone Bridge High - Repair and coat entire EPDM roof				\$3,500,000	
Stone Bridge High - Replace athletic field lighting with LED					\$670,000
Stone Bridge High - Replace boilers	\$370,000				
Stone Bridge High - Replace chiller				\$720,000	
Stone Bridge High - Replace dishwasher					\$36,000
Stone Bridge High - Replace Main and Auxiliary Gym lights with LED				\$45,000	
Stone Bridge High - Replace multiple roof top units				\$350,000	
Stone Bridge High - Replace stairs and railing at Senior Court Patio	\$65,000				
Stone Bridge High - Replace steamer					\$36,000
Stone Bridge High - Replace turf field		\$675,000			
Stone Bridge High - Replace water heaters	\$100,000				
Stone Bridge High - Resurface track	\$133,000				
Stone Bridge High - Sand, repaint and refinish both Gym floors	\$55,000				
Stone Hill Middle - Repave all asphalt surfaces					\$650,000
Stone Hill Middle - Replace gutters				\$165,000	
Sugarland Elementary - Repair and coat entire EPDM roof				\$1,700,000	
Sugarland Elementary - Replace carpet throughout school			\$65,000		

**FY 2022 - FY 2027 CAPITAL ASSET PRESERVATION PROGRAM
BY SCHOOL/FACILITY**

LOCATIONS	FY2022	FY2023	FY2024	FY2025	FY2026
Sugarland Elementary - Replace clock and bell system			\$26,000		
Sugarland Elementary - Replace dishwasher				\$35,000	
Sugarland Elementary - Replace fire alarm system				\$122,100	
Sugarland Elementary - Replace Gym floor with sports floor				\$80,000	
Sugarland Elementary - Replace Gym lights with LED			\$12,000		
Sugarland Elementary - Replace steamer				\$35,000	
Sully Elementary - Repair asphalt, seal coat and restripe		\$50,000			
Sully Elementary - Replace boilers				\$290,000	
Sully Elementary - Replace chiller		\$320,000			
Sully Elementary - Replace classroom shelves with upper cabinets to match lower cabinets	\$100,000				
Sully Elementary - Replace Computer Lab A/C units				\$80,000	
Sully Elementary - Replace Gym floor with sports floor				\$80,000	
Sycolin Creek Elementary - Repave all asphalt surfaces and resurface Kindergarten playground					\$550,000
Trailside Middle - Sand, repaint and refinish both Gym floors					\$57,000
Transportation - Repair concrete islands at fuel bay		\$107,500			
Transportation - Repair fuel dispensing system				\$500,000	
Transportation - Replace bay lighting with LED		\$30,000			
Transportation - Replace dry pipe system at fuel bay	\$55,000				
Transportation - Replace parking lot lighting with LED		\$75,000			
Tuscarora High - Repair asphalt, seal coat and restripe			\$120,000		
Tuscarora High - Replace elevator controls	\$35,000				

**FY 2022 - FY 2027 CAPITAL ASSET PRESERVATION PROGRAM
BY SCHOOL/FACILITY**

LOCATIONS	FY2022	FY2023	FY2024	FY2025	FY2026
Tuscarora High - Resurface tennis courts		\$46,000			
Tuscarora High - Resurface track				\$137,000	
Waterford Elementary - Repair asphalt, seal coat and restripe	\$30,000				
Waterford Elementary - Replace classroom cabinets, sinks and fixtures					\$210,000
Waterford Elementary - Replace dishwasher				\$35,000	
Waterford Elementary - Replace parking lot lighting with LED		\$75,000			
Waterford Elementary - Replace roof top units			\$75,000		
Waterford Elementary - Replace serving lines		\$80,000			
Waterford Elementary - Replace steamer				\$35,000	
Waterford Elementary - Replace walk-in refrigerator/freezer		\$45,000			
Waterford Elementary - Replace water heater	\$50,000				
Waterford Elementary - Replace windows throughout school			\$500,000		
Woodgrove High - Repair asphalt, seal coat and restripe			\$120,000		
Woodgrove High - Resurface tennis courts		\$46,000			
Woodgrove High - Resurface track			\$136,000		
Woodgrove High - Sand, repaint and refinish both Gym floors	\$55,000				

This page is intentionally blank.

LAND ACQUISITION

Up until the turn of the twenty-first century, most public school sites in the County were proffered by developers to support the student population attributed to new residential growth. The boom in enrollment and school construction rapidly exhausted almost all proffered school sites in LCPS' inventory. Today, the scarcity of developable property with utilities adjacent to residentially-zoned land makes locating school sites near the populations they will serve challenging.

Each area of the County presents unique challenges to procure sites for future school development.

- In the Suburban policy area, prime undeveloped land is typically purchased for future residential, commercial, and/or industrial development at a premium dollar. Future redevelopment in the suburban area may involve infill development on smaller, already developed parcels where rezonings to high-density, mixed use developments will occur. In these instances, land for sale and proffer, especially for school uses, is limited.
- In the Transition policy area, the increased pattern of by-right development, along with residential rezonings on smaller parcels of land, prevents the proffering of school public use sites.
- In the Rural policy area, no rezonings are planned that would proffer school sites to the County.

FUTURE SITE NEEDS

As residential growth continues, the development environment in the County suggests that almost all future school sites will likely need to be purchased. As vacant, developable land becomes more scarce, competition for available land will drive up land acquisition costs.

During the thirty-year CIP planning period (FY 2022 – FY 2051), Loudoun County is planning on building:

- Eight (8) new elementary schools
- Four (4) new middle schools
- Three (3) new high schools
- Three (3) new support facilities

During the same time-frame, land may need to be acquired for:

- Six (6) new elementary schools
- Three (3) new middle schools
- Two (2) new high schools
- One (1) new support facility

Of the eighteen (18) planned new facilities, three (3) sites have already been purchased by, or proffered to, LCPS:

- The 172-acre Hartland site in the Dulles North Planning District, currently under contract, has been identified as the future site of MS-14, Dulles North Middle School. The site is also being considered for a future high school (HS-14), a future elementary school (TBD), the Field House and Indoor Track Facility, and/or other potential public uses.
- An 8-acre proffered site from the Silver District West rezoning (ZMAP-2013-0006) has been identified as the future site of ES-34, Dulles North Elementary School.
- A 15-acre proffered public use site from the Tuscarora Crossing rezoning (ZMAP-2012-0011) has been identified as the future site of ES-24, Central Loudoun Elementary School.

Additional sites including proffered public use sites from approved rezonings offer the potential for future school facility needs. The school facilities to be located on these sites have not yet been determined.

- The approved Waterside rezoning (ZMAP-2012-0006) contains a 20-acre proffered elementary school site and a potential 3.5-acre site reserved for purchase by LCPS as a potential “urban” elementary school, in the Eastern Loudoun Planning District. A specific future planned elementary school has not been designated for the 20-acre site. Further, LCPS staff is analyzing if a future planned public school, or other LCPS use, can fit on the 3.5 acre site while meeting all required educational program requirements.
- The approved Broadlands Ashburn Metro rezoning (ZMAP-2016-0010) proffered a 15.52-acre public use site that could be the location of a future elementary school or middle school in the Dulles North Planning District.
- A 99-acre parcel outside of the Town of Middleburg is in the LCPS land inventory. A portion of this parcel is currently leased by the County for Mickie Gordon Regional Park.

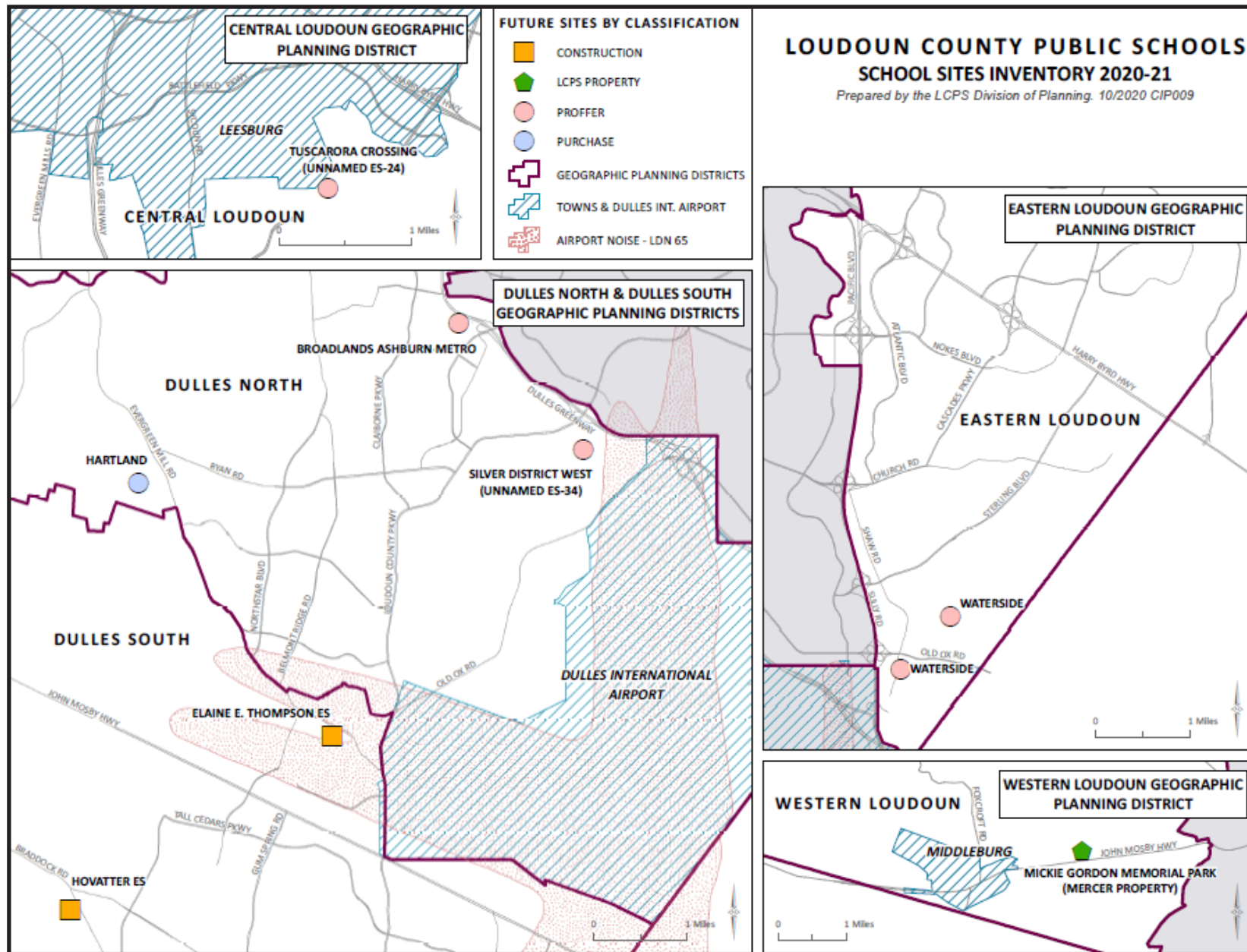
The School Board Adopted FY 2022 – FY 2027 CIP contains \$71,440,000 in planned land acquisition funding in the six-year period from FY 2022 to FY 2027, to acquire sites for new construction.

An additional \$47,480,000 is planned from FY 2028 - FY 2031, in the medium-term to acquire land for planned new schools in the CIP to meet the demand forecast with residential growth associated with the County's 2019 Comprehensive Plan.

The land acquisition funding is provided early in the CIP to acquire needed school sites in a time frame where land may still be available for purchase. This accumulation of funding will allow for the potential to land bank sites before available tracts of land are sold for other purposes and development.

Based on the diminishing amount of large vacant tracts of land to site future schools that meet approved facility standards, LCPS continues to build more compact, two-story elementary schools that require less land on a smaller site footprint. LCPS is also working on urban designs for elementary and middle schools that will exceed two stories in height and achieve other site efficiencies to deliver school educational programs on greatly reduced site footprints.

The School Board is not alone in its need for land to develop additional facilities. County government is confronting similar demands for public facilities ranging from libraries and fire stations to parks and recreation sites. School Board and County staff continue to explore opportunities for facility co-location, where applicable.



BUILDING CAPACITY

To provide appropriate educational facilities that will accommodate the instructional programs for all students, LCPS annually reviews building capacity and utilization for each school facility. Capacity identifies the number of student spaces available within a school, taking into account the educational specifications for elementary, middle, and high schools; instructional program requirements; and identified student-teacher ratios.

Loudoun County has continued an aggressive implementation of public school capital projects. Over the past decade, LCPS has opened seven new elementary schools, four new middle schools, five new high schools, and the Academies of Loudoun. During this same period, LCPS also transitioned two elementary schools to charter schools. Notwithstanding, proposed renovations and renewals are aimed to assure that regardless of age, LCPS buildings are safe, functional, and provide the facilities necessary to support current educational programs - in addition to protecting the County's capital investment. More than 45 percent of Loudoun's public schools and facilities are over 20 years of age.

ELEMENTARY SCHOOLS

At the elementary school level, building capacity is calculated by multiplying the capacity of each available classroom by the designated number of classrooms. Certain classrooms and other resource areas assigned to mandated services and/or regional programs (e.g., Art, Music, English Language Learners) are not available for tabulation in building capacity. All other classrooms not used for such identified programs are incorporated in a school's base building capacity.

Elementary School Classrooms	Capacity Rating
General Education Classroom	23 Students
Special Education Classroom	10 Students

SECONDARY SCHOOLS

Like elementary schools, certain classrooms and other resource areas assigned to mandated services and/or regional programs (e.g., Naval JROTC) are not available for tabulation in building capacity for a school. All other classrooms are incorporated in a school's base building capacity.

At the secondary school level, base building capacity is reported at 90 percent of the number of available classrooms, multiplied by the corresponding capacity rating. The 90 percent utilization factor permits variances in scheduling and class size requirements.

Middle School Classrooms	Capacity Rating
General Education Classroom	19 Students (90% of 21 Students)
General Education Classroom, Special Size	9 Students (90% of 10 Students)
Special Education Classroom	9 Students (90% of 10 Students)

High School Classrooms	Capacity Rating
General Education Classroom	21 Students (90% of 23 Students)
General Education Classroom, Special Size	9 Students (90% of 10 Students)
Special Education Classroom	9 Students (90% of 10 Students)

The 2020-2021 base building capacity detail for elementary, middle and high schools is provided on the following pages.

2020-2021 SCHOOL YEAR: ELEMENTARY SCHOOL BASE BUILDING CAPACITY

ELEMENTARY SCHOOL	TOTAL CLASSROOMS Includes Computer Lab, If Applicable			MANDATED Not Included in Capacity		SPECIAL EDUCATION @ 10	GENERAL EDUCATION @ 23 (KINDERGARTEN, GRADES 1-5, HEAD START & STEP)	2020-2021 BASE BUILDING CAPACITY
	REGULAR SIZE CLASSROOMS	REGULAR SIZE CLASSROOMS - MODULARS, COTTAGES, TRAILERS	SPECIAL SIZE CLASSROOMS	ART/MUSIC	ENGLISH LEARNER (EL)/ GIFTED (FUTURA)			
	7 CLASSROOMS			1	0	0	6	138
Aldie ES	7	0	0					
Lincoln ES	5	2	0					
	12 CLASSROOMS			1	0	1	10	240
Waterford ES	9	2	1					
	13 CLASSROOMS			1	0	1	11	263
Banneker ES	11	2	0					
	14 CLASSROOMS			1	0	1	12	286
Hamilton ES	14	0	0					
	17 CLASSROOMS			2	0	1	14	332
Lucketts ES	17	0	0					
	27 CLASSROOMS			2	0	2	23	549
Emerick ES	26	1	0					
	28 CLASSROOMS			2	0	2	24	572
Meadowland ES	28	0	0					

2020-2021 SCHOOL YEAR: ELEMENTARY SCHOOL BASE BUILDING CAPACITY

ELEMENTARY SCHOOL	TOTAL CLASSROOMS Includes Computer Lab, If Applicable			MANDATED Not Included in Capacity		SPECIAL EDUCATION @ 10	GENERAL EDUCATION @ 23 (KINDERGARTEN, GRADES 1-5, HEAD START & STEP)	2020-2021 BASE BUILDING CAPACITY
	REGULAR SIZE CLASSROOMS	REGULAR SIZE CLASSROOMS - MODULARS, COTTAGES, TRAILERS	SPECIAL SIZE CLASSROOMS	ART/MUSIC	ENGLISH LEARNER (EL)/ GIFTED (FUTURA)			
	29 CLASSROOMS			2	0	2	25	595
Lovettsville ES	27	0	2					
	31 CLASSROOMS			2	0	3	26	628
Sterling ES	30	1	0					
	32 CLASSROOMS			2	0	3	27	651
Leesburg ES	29	1	2					
Guilford ES	28	2	2					
Sully ES	28	2	2					
	33 CLASSROOMS			2	0	3	28	674
Algonkian ES	33	0	0					
Cool Spring ES	33	0	0					

2020-2021 SCHOOL YEAR: ELEMENTARY SCHOOL BASE BUILDING CAPACITY

ELEMENTARY SCHOOL	TOTAL CLASSROOMS Includes Computer Lab, If Applicable			MANDATED Not Included in Capacity		SPECIAL EDUCATION @ 10	GENERAL EDUCATION @ 23 (KINDERGARTEN, GRADES 1-5, HEAD START & STEP)	2020-2021 BASE BUILDING CAPACITY
	REGULAR SIZE CLASSROOMS	REGULAR SIZE CLASSROOMS - MODULARS, COTTAGES, TRAILERS	SPECIAL SIZE CLASSROOMS	ART/MUSIC	ENGLISH LEARNER (EL)/ GIFTED (FUTURA)			
	34 CLASSROOMS			2	0	3	29	697
Ashburn ES	34	0	0					
Ball's Bluff ES	34	0	0					
Catoctin ES	34	0	0					
Dominion Trail ES	34	0	0					
Evergreen Mill ES	34	0	0					
Forest Grove ES	32	0	2					
Hillside ES	34	0	0					
Lowes Island ES	34	0	0					
Potowmack ES	34	0	0					
Round Hill ES	34	0	0					
Sanders Corner ES	34	0	0					
	37 CLASSROOMS			2	1	3	31	743
Rolling Ridge ES	37	0	0					
Sugarland ES	37	0	0					

2020-2021 SCHOOL YEAR: ELEMENTARY SCHOOL BASE BUILDING CAPACITY

ELEMENTARY SCHOOL	TOTAL CLASSROOMS Includes Computer Lab, If Applicable			MANDATED Not Included in Capacity		SPECIAL EDUCATION @ 10	GENERAL EDUCATION @ 23 (KINDERGARTEN, GRADES 1-5, HEAD START & STEP)	2020-2021 BASE BUILDING CAPACITY
	REGULAR SIZE CLASSROOMS	REGULAR SIZE CLASSROOMS - MODULARS, COTTAGES, TRAILERS	SPECIAL SIZE CLASSROOMS	ART/MUSIC	ENGLISH LEARNER (EL)/ GIFTED (FUTURA)			
	40 CLASSROOMS			2	1	3	34	812
Belmont Station ES	40	0	0					
Cedar Lane ES	40	0	0					
Countryside ES	40	0	0					
Frances Hazel Reid ES	38	0	2					
Horizon ES	40	0	0					
Hutchison Farm ES	38	0	2					
John W. Tolbert, Jr. ES	40	0	0					
Little River ES	40	0	0					
Mill Run ES	40	0	0					
Mountain View ES	38	0	2					
Sycolin Creek ES	40	0	0					

2020-2021 SCHOOL YEAR: ELEMENTARY SCHOOL BASE BUILDING CAPACITY

ELEMENTARY SCHOOL	TOTAL CLASSROOMS Includes Computer Lab, If Applicable			MANDATED Not Included in Capacity		SPECIAL EDUCATION @ 10	GENERAL EDUCATION @ 23 (KINDERGARTEN, GRADES 1-5, HEAD START & STEP)	2020-2021 BASE BUILDING CAPACITY
	REGULAR SIZE CLASSROOMS	REGULAR SIZE CLASSROOMS - MODULARS, COTTAGES, TRAILERS	SPECIAL SIZE CLASSROOMS	ART/MUSIC	ENGLISH LEARNER (EL)/ GIFTED (FUTURA)			
	42 CLASSROOMS			2	1	3	36	858
Kenneth W. Culbert ES	42	0	0					
	44 CLASSROOMS			2	1	3	38	904
Newton-Lee ES	44	0	0					
Seldens Landing ES	44	0	0					
Steuart W. Weller ES	44	0	0					
	45 CLASSROOMS			2	1	4	38	914
Frederick Douglass ES	45	0	0					
	47 CLASSROOMS			2	1	4	40	960
Arcola ES	47	0	0					
Cardinal Ridge ES	47	0	0					
Legacy ES	47	0	0					
Liberty ES	47	0	0					
Pinebrook ES	47	0	0					
Rosa Lee Carter ES	47	0	0					
Waxpool ES	46	0	1					

2020-2021 SCHOOL YEAR: ELEMENTARY SCHOOL BASE BUILDING CAPACITY

	TOTAL CLASSROOMS Includes Computer Lab, If Applicable			MANDATED Not Included in Capacity		SPECIAL EDUCATION @ 10	GENERAL EDUCATION @ 23 (KINDERGARTEN, GRADES 1-5, HEAD START & STEP)	2020-2021 BASE BUILDING CAPACITY
	REGULAR SIZE CLASSROOMS	REGULAR SIZE CLASSROOMS - MODULARS, COTTAGES, TRAILERS	SPECIAL SIZE CLASSROOMS	ART/MUSIC	ENGLISH LEARNER (EL)/ GIFTED (FUTURA)			
ELEMENTARY SCHOOL	48 CLASSROOMS			2	1	4	41	983
Buffalo Trail ES	48	0	0					
Discovery ES	48	0	0					
Moorefield Station ES	48	0	0					
	49 CLASSROOMS			2	1	4	42	1006
Creighton's Corner ES	47	2	0					
Goshen Post ES	46	2*	1					
Madison's Trust ES	47	2	0					

* FOUR (4) MODULAR CLASSROOMS ON SITE; HOWEVER, TWO (2) CLASSROOMS ARE NOT DESIGNATED FOR CLASSROOM INSTRUCTION USE

2020-2021 SCHOOL YEAR: MIDDLE SCHOOL BASE BUILDING CAPACITY

MIDDLE SCHOOL				MANDATED	CLASSROOMS INCLUDED IN			2020-2021 BASE BUILDING CAPACITY
	TOTAL CLASSROOMS			Not Included	BASE BUILDING CAPACITY			
	Includes Computer Labs			in Capacity	A 90% Utilization Rate Is Applied			
	REGULAR SIZE CLASSROOMS (R)	REGULAR SIZE CLASSROOMS (R) - MODULARS, COTTAGES, TRAILERS	SPECIAL SIZE CLASSROOMS (S)	IN-SCHOOL RESTRICTION (ISR)	REGULAR SIZE CLASSROOM @ 21	REGULAR SIZE CLASSROOM - SPECIAL EDUCATION @ 10	SPECIAL SIZE CLASSROOM @ 10	
Belmont Ridge MS	66	0	2	1S	63R	3R	1S	1227
Blue Ridge MS	65	0	5	1S	62R	3R	4S	1235
Brambleton MS	79	0	0	1S	75R	3R	0S	1445
Eagle Ridge MS	66	0	2	1S	63R	3R	1S	1227
Farmwell Station MS	65	2*	2	1S	64R	3R	1S	1246
Harmony MS	66	0	2	1S	63R	3R	1S	1227
Harper Park MS	65	0	2	1S	62R	3R	1S	1208
J. Lupton Simpson MS	70	0	3	1S	67R	3R	2S	1311
J. Michael Lunsford MS	78	0	2	1S	75R	3R	1S	1454
Mercer MS	74	0	2	1S	71R	3R	1S	1378
River Bend MS	66	0	2	1S	63R	3R	1S	1227
Seneca Ridge MS	69	0	4	1S	66R	3R	3S	1301
Smart's Mill MS	66	0	2	1S	63R	3R	1S	1227
Sterling MS	72	0	4	1S	69R	3R	3S	1358
Stone Hill MS	75	0	2	1S	72R	3R	1S	1397
Trailside MS	68	0	2	1S	65R	3R	1S	1265
Willard MS	79	0	0	1R	75R	3R	0S	1445

* USE PROVIDING A TEMPORARY INCREASE IN BASE BUILDING CAPACITY

This page is intentionally blank.

2020-2021 SCHOOL YEAR: HIGH SCHOOL BASE BUILDING CAPACITY

HIGH SCHOOL	TOTAL CLASSROOMS Includes Computer Labs			MANDATED <i>Not Included in Capacity</i>		CLASSROOMS INCLUDED IN BASE BUILDING CAPACITY <i>A 90% Utilization Rate Is Applied</i>			2020-2021 BASE BUILDING CAPACITY
	REGULAR SIZE CLASSROOMS (R)	REGULAR SIZE CLASSROOMS (R) - MODULARS, COTTAGES, TRAILERS	SPECIAL SIZE CLASSROOMS (S)	NAVAL JUNIOR RESERVE OFFICER TRAINING CORPS (NJROTC)	IN-SCHOOL RESTRICTION (ISR)	REGULAR SIZE CLASSROOM @ 23	REGULAR SIZE CLASSROOM - SPECIAL EDUCATION @ 10	SPECIAL SIZE CLASSROOM @ 10	
Briar Woods HS	84	10*	4	OR	1S	91R	3R	3S	1938
Broad Run HS	84	0	14	OR	1S	84R	0R	13S	1856
Dominion HS	87	0	4	OR	1S	84R	3R	3S	1793
Freedom HS	95	4*	4	OR	1S	96R	3R	3S	2041
Heritage HS	84	0	5	OR	1S	81R	3R	4S	1740
Independence HS	101	0	6	OR	1S	98R	3R	5S	2101
John Champe HS	98	4*	6	OR	1S	99R	3R	5S	2121
Lightridge HS	104	0	1	OR	1S	101R	3R	0S	2118
Loudoun County HS	72	0	3	2R	1S	67R	3R	2S	1432
Loudoun Valley HS	68	0	5	OR	1S	65R	3R	4S	1409
Park View HS	76	0	8	OR	1S	73R	3R	7S	1601
Potomac Falls HS	74	2*	4	OR	1S	73R	3R	3S	1565
Riverside HS	89	0	7	OR	1S	86R	3R	6S	1861
Rock Ridge HS	98	0	7	OR	1S	95R	3R	6S	2048
Stone Bridge HS	84	0	4	OR	1S	81R	3R	3S	1731
Tuscarora HS	94	0	4	OR	1S	91R	3R	3S	1938
Woodgrove HS	84	0	4	OR	1S	81R	3R	3S	1730

* USE PROVIDING A TEMPORARY INCREASE IN BASE BUILDING CAPACITY

This page is intentionally blank.

FACILITY ANALYSIS

There are six LCPS-defined geographic planning districts established to guide and address school facility needs, including the placement of new facilities. LCPS planning districts provide a consistent and reliable framework for demographic and capital facility analysis at a sub-district level.

LCPS Planning District	General Planning District Description
Eastern Loudoun	North/East of Route 28, South of Potomac River, West of Fairfax County
Ashburn	North of Route 267, East of Goose Creek, South of Potomac River, West of Route 28
Dulles North	North of Route 50, East of Goose Creek, South of Route 267, West of Route 28/Fairfax County
Dulles South	North of Prince William County, East of Town of Middleburg, South of Route 50, West of Fairfax County
Central Loudoun	North/West of Goose Creek, East of Catocin Mountain Ridgeline, South of Potomac River
Western Loudoun	North of Fauquier County, East of Clarke County and State of West Virginia, South of Potomac River, West of Catocin Mountain Ridgeline

Planning district considerations for the schools as well as recommendations to address identified concerns for individual schools may include but are not restricted to school attendance zone changes, additions/renovations to existing facilities, and/or construction of new schools.

Appendix A and B provide enrollment detail for the 2020-2021 school year, including by place of residence for students assigned to an attendance zone outside of their residential geographic planning district.

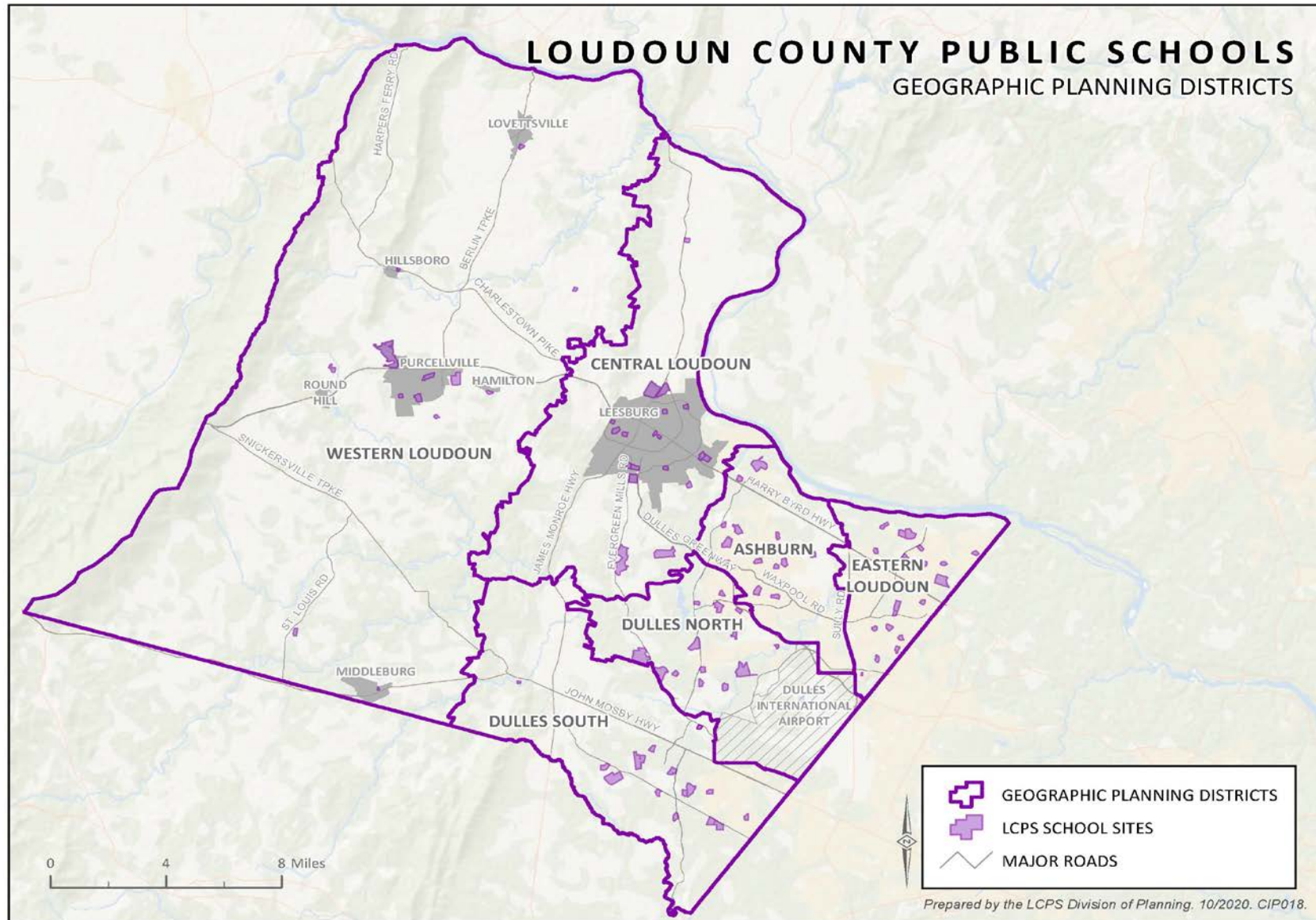
Subsequent sections, organized by planning district, provide:

- Planning District Map, with Current and Funded New School Facilities
- 2020-2021 Base Building Capacity, by School
- September 30, 2020 Enrollment, by School
- Six-Year Enrollment Projections (2021-2022 through 2026-2027), by School
- Planning District Approved, Unbuilt Residential Development

Projected student enrollments are only provided for schools with School Board adopted attendance zones.

Residential development detail is provided for approved, but not yet completed, projects in each LCPS geographic planning district; complete, proposed, inactive, and/or age-restricted residential applications are excluded. Utilizing 2019 LCPS student generation factors (Appendix C), future potential public-school students have been calculated based on the remaining number of residential units to be constructed.

Additional information specific to the physical location and year of original construction for current LCPS facilities is provided in Appendix D.



LOUDOUN COUNTY PUBLIC SCHOOLS

EXISTING AND PLANNED SCHOOL FACILITIES, BY LCPS GEOGRAPHIC PLANNING DISTRICT

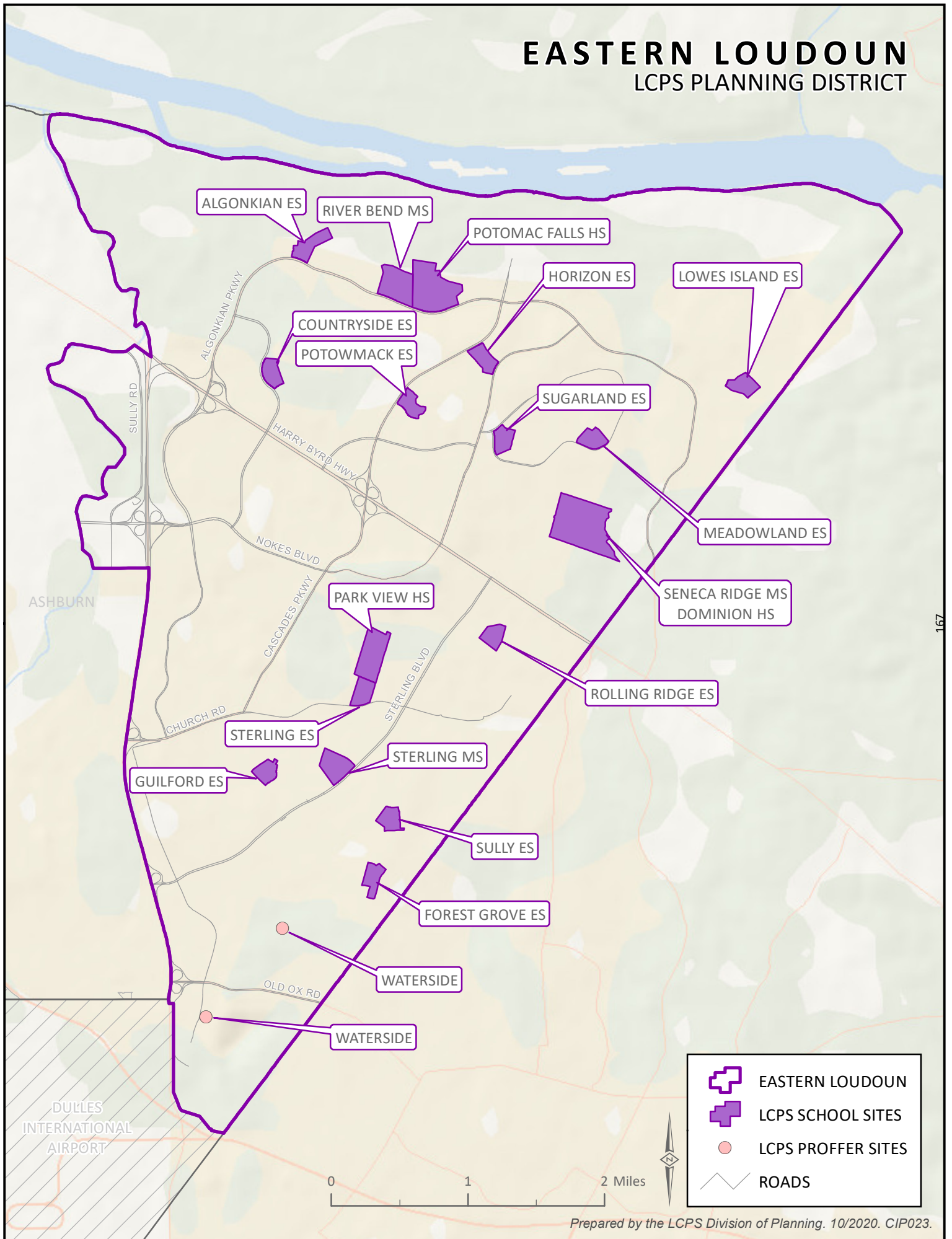
<u>Eastern Loudoun</u>	<u>Ashburn</u>	<u>Dulles North</u>	<u>Dulles South</u>	<u>Central Loudoun</u>	<u>Western Loudoun</u>
Algonkian ES	Ashburn ES	Creighton's Corner ES	Aldie ES	Ball's Bluff ES	Banneker ES
Countryside ES	Belmont Station ES	Hillside ES	Arcola ES	Catoctin ES	Emerick ES
Forest Grove ES	Cedar Lane ES	Legacy ES	Buffalo Trail ES	Cool Spring ES	Hamilton ES
Guilford ES	Discovery ES	Mill Run ES	Cardinal Ridge ES	Evergreen Mill ES	Kenneth W. Culbert ES
Horizon ES	Dominion Trail ES	Moorefield Station ES	Goshen Post ES	Frances Hazel Reid ES	Lincoln ES
Lowes Island ES	Newton-Lee ES	Rosa Lee Carter ES	Hutchison Farm ES	Frederick Douglass ES	Lovettsville ES
Meadowland ES	Sanders Corner ES	Madison's Trust ES	Liberty ES	John W. Tolbert, Jr. ES	Mountain View ES
Potowmack ES	Seldens Landing ES	Waxpool ES	Little River ES	Leesburg ES	Round Hill ES
Rolling Ridge ES	Steuart W. Weller ES	<i>Elaine E. Thompson ES/ES-23*</i>	Pinebrook ES	Lucketts ES	Waterford ES
Sterling ES			<i>Hovatter ES/ES-29*</i>	Sycolin Creek ES	
Sugarland ES	Belmont Ridge MS	Brambleton MS	<i>Unnamed ES/ES-32+</i>		Blue Ridge MS
Sully ES	Farmwell Station MS	Eagle Ridge MS		Harper Park MS	Harmony MS
	Trailside MS	Stone Hill MS	J. Michael Lunsford MS	J. Lupton Simpson MS	
River Bend MS		<i>Unnamed MS/MS-14*</i>	Mercer MS	Smart's Mill MS	Loudoun Valley HS
Seneca Ridge MS	Broad Run HS		Willard MS		Woodgrove HS
Sterling MS	Riverside HS	Briar Woods HS		Heritage HS	
	Stone Bridge HS	Independence HS	Freedom HS	Loudoun County HS	Hillsboro Charter Academy
Dominion HS		Rock Ridge HS	John Champe HS	Tuscarora HS	Middleburg Community Charter
Park View HS			Lightridge HS		
Potomac Falls HS				Academies of Loudoun	
				Douglass School	
				<i>The North Star School*</i>	

* Previously Approved and Funded CIP Project

+ FY 2022-FY 2027 CIP Planned, Unfunded Project to Open by FY 2027

EASTERN LOUDOUN

LCPS PLANNING DISTRICT



ELEMENTARY SCHOOL SUMMARY: EASTERN LOUDOUN

General Planning District Description

North/East of Route 28 (Sully Road), South of the Potomac River, West of Fairfax County

FY 2022 - FY 2027 CIP PLANNING PERIOD

ELEMENTARY SCHOOLS	2020-2021 BASE	30-Sep-20 ACTUAL	2021-22 PROJECTION			2022-23 PROJECTION			2023-24 PROJECTION			2024-25 PROJECTION			2025-26 PROJECTION			2026-27 PROJECTION		
	CAPACITY	ENROLLMENT	ENROLL	SPACE	UTILIZE	ENROLL	SPACE	UTILIZE	ENROLL	SPACE	UTILIZE	ENROLL	SPACE	UTILIZE	ENROLL	SPACE	UTILIZE	ENROLL	SPACE	UTILIZE
ALGONKIAN ES	674	447	482	192	72%	475	199	70%	484	190	72%	484	190	72%	477	197	71%	471	203	70%
COUNTRYSIDE ES	812	667	775	37	95%	761	51	94%	782	30	96%	779	33	96%	769	43	95%	757	55	93%
FOREST GROVE ES	697	561	603	94	87%	598	99	86%	590	107	85%	595	102	85%	585	112	84%	582	115	84%
GUILFORD ES	651	552	572	79	88%	570	81	88%	563	88	86%	558	93	86%	550	101	84%	540	111	83%
HORIZON ES	812	513	580	232	71%	566	246	70%	567	245	70%	557	255	69%	546	266	67%	541	271	67%
LOWES ISLAND ES	697	534	580	117	83%	567	130	81%	583	114	84%	588	109	84%	577	120	83%	566	131	81%
MEADOWLAND ES	572	416	451	121	79%	462	110	81%	469	103	82%	462	110	81%	450	122	79%	442	130	77%
POTOWMACK ES	697	526	562	135	81%	562	135	81%	558	139	80%	569	128	82%	559	138	80%	555	142	80%
ROLLING RIDGE ES	743	569	619	124	83%	620	123	83%	627	116	84%	609	134	82%	613	130	83%	605	138	81%
STERLING ES	628	438	506	122	81%	528	100	84%	553	75	88%	554	74	88%	557	71	89%	549	79	87%
SUGARLAND ES	743	529	543	200	73%	541	202	73%	530	213	71%	531	212	71%	529	214	71%	524	219	71%
SULLY ES	651	448	500	151	77%	512	139	79%	526	125	81%	536	115	82%	535	116	82%	530	121	81%
	8377	6200	6773	1604		6762	1615		6832	1545		6822	1555		6747	1630		6662	1715	

MIDDLE SCHOOL SUMMARY: EASTERN LOUDOUN

General Planning District Description

North/East of Route 28 (Sully Road), South of the Potomac River, West of Fairfax County

FY 2022 - FY 2027 CIP PLANNING PERIOD

	2020-2021	30-Sep-20	2021-22			2022-23			2023-24			2024-25			2025-26			2026-27		
	BASE	ACTUAL	PROJECTION			PROJECTION			PROJECTION			PROJECTION			PROJECTION			PROJECTION		
<u>MIDDLE SCHOOLS</u>	<u>CAPACITY</u>	<u>ENROLLMENT</u>	<u>ENROLL</u>	<u>SPACE</u>	<u>UTILIZE</u>	<u>ENROLL</u>	<u>SPACE</u>	<u>UTILIZE</u>	<u>ENROLL</u>	<u>SPACE</u>	<u>UTILIZE</u>	<u>ENROLL</u>	<u>SPACE</u>	<u>UTILIZE</u>	<u>ENROLL</u>	<u>SPACE</u>	<u>UTILIZE</u>	<u>ENROLL</u>	<u>SPACE</u>	<u>UTILIZE</u>
RIVER BEND MS	1227	1193	1171	56	95%	1165	62	95%	1147	80	93%	1149	78	94%	1156	71	94%	1202	25	98%
SENECA RIDGE MS	1301	1069	1079	222	83%	1021	280	78%	947	354	73%	900	401	69%	920	381	71%	946	355	73%
STERLING MS	1358	1128	1201	157	88%	1189	169	88%	1187	171	87%	1221	137	90%	1256	102	92%	1283	75	94%
	3886	3390	3451	435		3375	511		3281	605		3270	616		3332	554		3431	455	

HIGH SCHOOL SUMMARY: EASTERN LOUDOUN

General Planning District Description

North/East of Route 28 (Sully Road), South of the Potomac River, West of Fairfax County

FY 2022 - FY 2027 CIP PLANNING PERIOD

	2020-2021	30-Sep-20	2021-22			2022-23			2023-24			2024-25			2025-26			2026-27		
	BASE	ACTUAL	PROJECTION			PROJECTION			PROJECTION			PROJECTION			PROJECTION			PROJECTION		
HIGH SCHOOLS	CAPACITY	ENROLLMENT	ENROLL	SPACE	UTILIZE	ENROLL	SPACE	UTILIZE	ENROLL	SPACE	UTILIZE	ENROLL	SPACE	UTILIZE	ENROLL	SPACE	UTILIZE	ENROLL	SPACE	UTILIZE
DOMINION HS ^A	1793	1512	1577	216	88%	1621	172	90%	1651	142	92%	1693	100	94%	1617	176	90%	1545	248	86%
PARK VIEW HS	1601	1410	1572	29	98%	1689	(88)	105%	1763	(162)	110%	1795	(194)	112%	1823	(222)	114%	1841	(240)	115%
POTOMAC FALLS HS ^B	1565	1597	1612	(47)	103%	1653	(88)	106%	1616	(51)	103%	1609	(44)	103%	1601	(36)	102%	1555	10	99%
	4959	4519	4761	198		4963	(4)		5030	(71)		5097	(138)		5041	(82)		4941	18	

A - AN APPLICATION FOR A MILITARY SCIENCE PROGRAM AT DOMINION HS HAS BEEN SUBMITTED BUT IS NOT UNDER ACTIVE CONSIDERATION BY THE MILITARY; PROGRAM EXPANSION IN VIRGINIA IS NOT CURRENTLY PLANNED.

B - THE 2020-21 BASE CAPACITY FOR POTOMAC FALLS HS REFLECTS TWO (2) MODULAR CLASSROOMS ON SITE; WITHOUT THE MODULAR CLASSROOMS, CAPACITY AT POTOMAC FALLS HS WOULD BE 1523.

EASTERN LOUDOUN PLANNING DISTRICT RESIDENTIAL DEVELOPMENT

LCPS Planning staff tracks residential building permit activity for Loudoun County and its incorporated towns. The monitoring includes both rezoned and by-right developments (i.e., approved, proposed, inactive) and construction status. Tracking the approved under construction and approved future "pipeline" development assists staff in estimating student growth.

Residential development detail is provided for approved, but not yet completed, residential projects in LCPS geographic planning districts. Complete, proposed, inactive, and/or age-restricted residential applications are excluded from the below provided information. Utilizing 2019 student generation factors, the number of potential LCPS students has been calculated based on the remaining number of residential units to be constructed.

Eastern Loudoun Planning District Approved, Unbuilt Residential Development as of September 2020

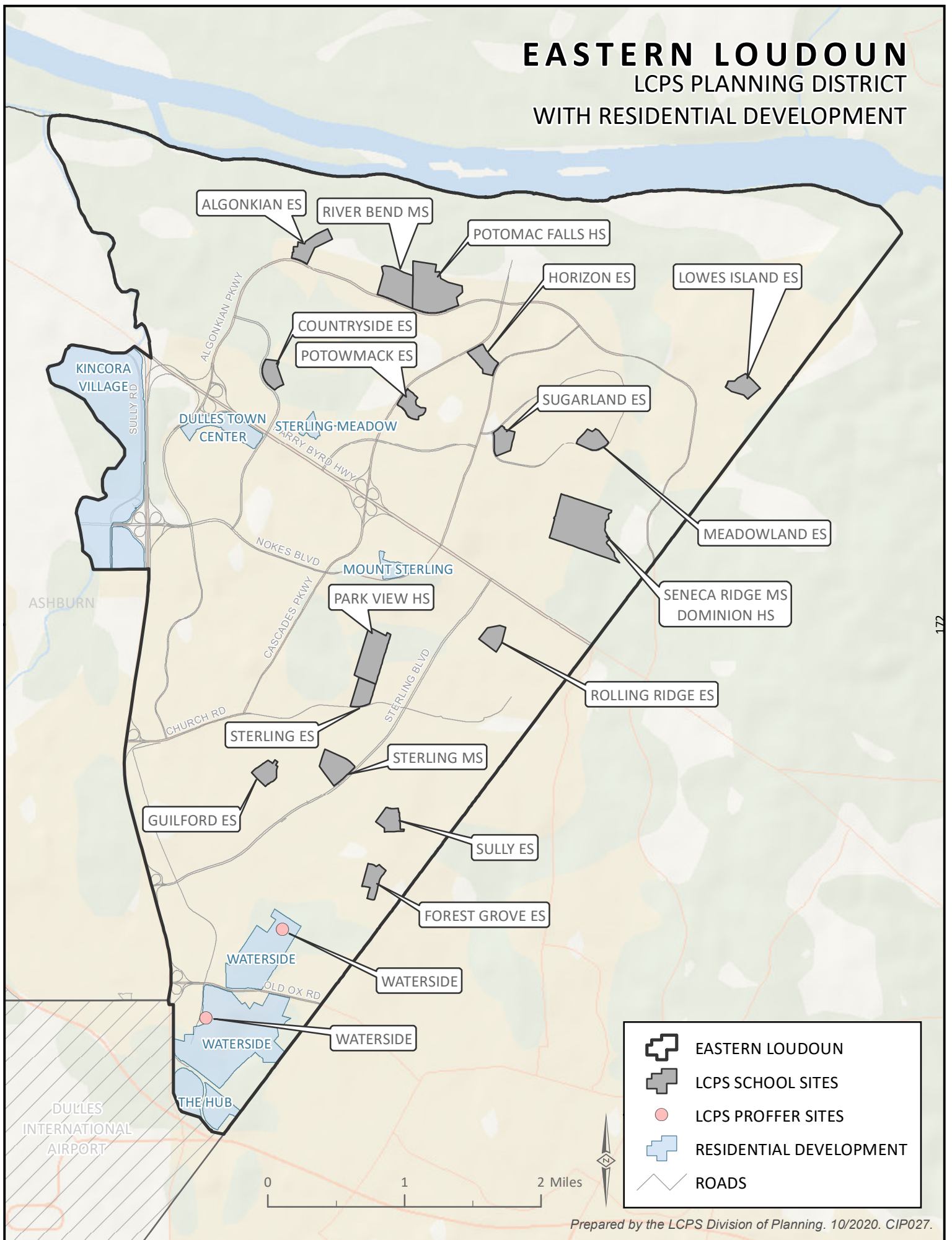
SFD - Single Family Detached SFA - Single Family Attached MF - Multifamily

Residential Development	Approved Residential Units				Potential LCPS Students			% Complete, as of 9/2020
	SFD	SFA	MF	Total	Elementary School	Middle School	High School	
DULLES TOWN CENTER	0	0	1230	1230	184	100	134	0%
KINCORA VILLAGE	0	0	1400	1400	172	94	125	18%
MOUNT STERLING	0	74	144	218	39	21	28	0%
STERLING MEADOW	0	0	166	166	25	14	18	0%
THE HUB	0	0	1265	1265	189	103	138	0%
WATERSIDE	0	0	2505	2505	375	204	273	0%
Planning District Total, as of September 2020	0	74	6710	6784	984	537	715	

EASTERN LOUDOUN

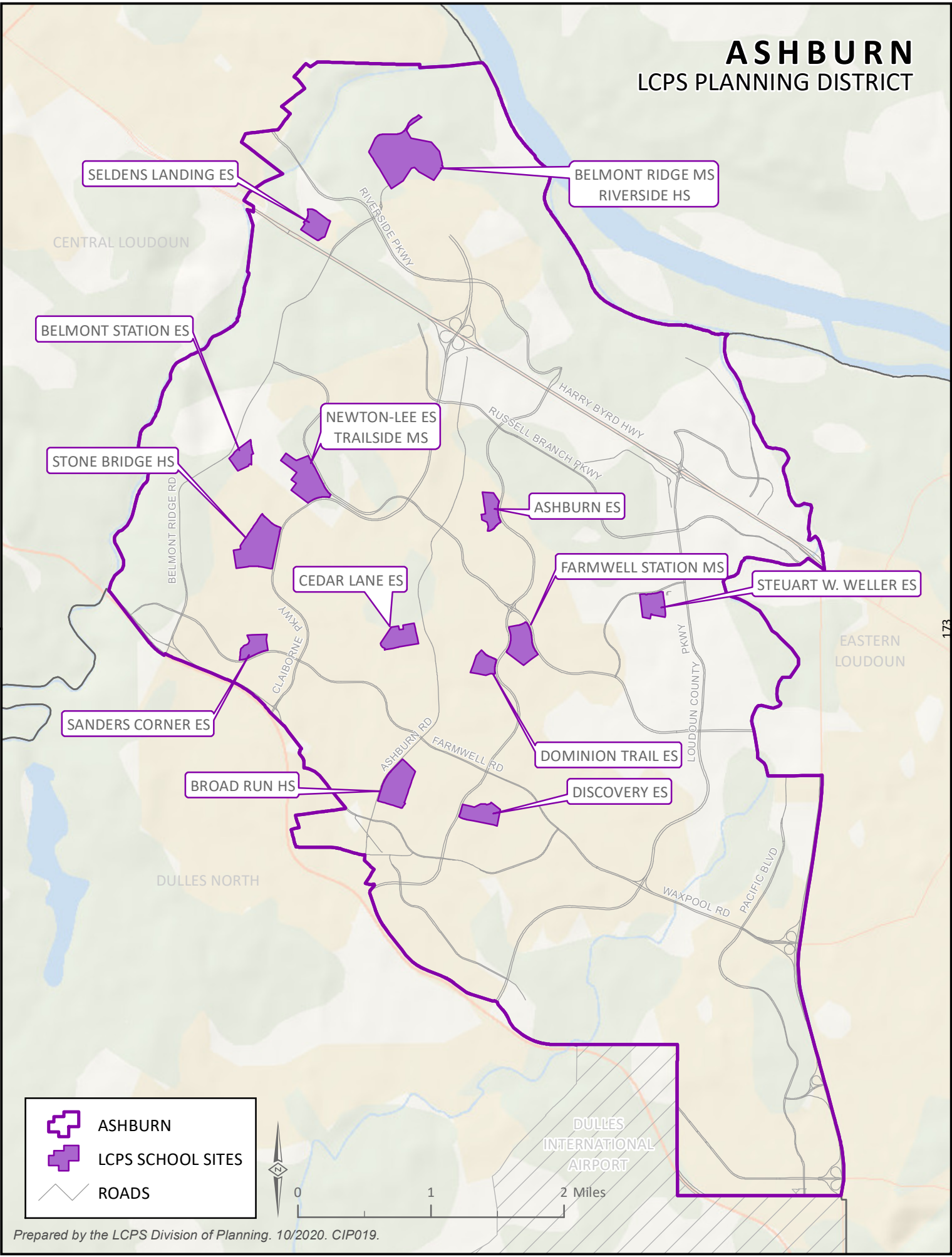
LCPS PLANNING DISTRICT

WITH RESIDENTIAL DEVELOPMENT



ASHBURN

LCPS PLANNING DISTRICT



ELEMENTARY SCHOOL SUMMARY: ASHBURN

General Planning District Description

North of Route 267 (Dulles Greenway), East of Goose Creek, South of the Potomac River, West of Route 28 (Sully Road)

FY 2022 - FY 2027 CIP PLANNING PERIOD

ELEMENTARY SCHOOLS	2020-2021	30-Sep-20	2021-22			2022-23			2023-24			2024-25			2025-26			2026-27		
	BASE	ACTUAL	PROJECTION			PROJECTION			PROJECTION			PROJECTION			PROJECTION			PROJECTION		
	CAPACITY	ENROLLMENT	ENROLL	SPACE	UTILIZE	ENROLL	SPACE	UTILIZE	ENROLL	SPACE	UTILIZE	ENROLL	SPACE	UTILIZE	ENROLL	SPACE	UTILIZE	ENROLL	SPACE	UTILIZE
ASHBURN ES	697	523	558	139	80%	560	137	80%	528	169	76%	508	189	73%	503	194	72%	488	209	70%
BELMONT STATION ES	812	747	832	(20)	102%	830	(18)	102%	821	(9)	101%	836	(24)	103%	800	12	99%	785	27	97%
CEDAR LANE ES	812	770	867	(55)	107%	836	(24)	103%	811	1	100%	821	(9)	101%	808	4	100%	786	26	97%
DISCOVERY ES	983	734	752	231	77%	736	247	75%	702	281	71%	696	287	71%	691	292	70%	681	302	69%
DOMINION TRAIL ES	697	643	670	27	96%	661	36	95%	660	37	95%	657	40	94%	636	61	91%	631	66	91%
NEWTON-LEE ES	904	607	650	254	72%	629	275	70%	584	320	65%	593	311	66%	574	330	63%	565	339	63%
SANDERS CORNER ES	697	449	473	224	68%	453	244	65%	438	259	63%	430	267	62%	420	277	60%	412	285	59%
SELDENS LANDING ES	904	591	616	288	68%	554	350	61%	527	377	58%	528	376	58%	512	392	57%	498	406	55%
STEUART W WELLER ES	904	700	798	106	88%	767	137	85%	755	149	84%	739	165	82%	724	180	80%	713	191	79%
	7410	5764	6216	1194		6026	1384		5826	1584		5808	1602		5668	1742		5559	1851	

SOME ELEMENTARY SCHOOL STUDENTS RESIDING IN THE DULLES NORTH PLANNING DISTRICT ARE CURRENTLY ATTENDING ELEMENTARY SCHOOL IN THE ASHBURN PLANNING DISTRICT.

MIDDLE SCHOOL SUMMARY: ASHBURN

General Planning District Description

North of Route 267 (Dulles Greenway), East of Goose Creek, South of the Potomac River, West of Route 28 (Sully Road)

FY 2022 - FY 2027 CIP PLANNING PERIOD

MIDDLE SCHOOLS	2020-2021	30-Sep-20	2021-22			2022-23			2023-24			2024-25			2025-26			2026-27		
	BASE	ACTUAL	PROJECTION			PROJECTION			PROJECTION			PROJECTION			PROJECTION			PROJECTION		
	CAPACITY	ENROLLMENT	ENROLL	SPACE	UTILIZE	ENROLL	SPACE	UTILIZE	ENROLL	SPACE	UTILIZE	ENROLL	SPACE	UTILIZE	ENROLL	SPACE	UTILIZE	ENROLL	SPACE	UTILIZE
BELMONT RIDGE MS	1227	1124	1132	95	92%	1099	128	90%	1090	137	89%	1047	180	85%	1010	217	82%	981	246	80%
FARMWELL STATION MS ^{A,B}	1246	1149	1142	104	92%	1071	175	86%	1059	187	85%	1016	362	82%	1024	354	74%	1003	375	73%
TRAILSIDE MS	1265	1234	1220	45	96%	1232	33	97%	1261	4	100%	1251	14	99%	1288	(23)	102%	1298	(33)	103%
	3738	3507	3494	244		3402	336		3410	328		3314	556		3322	548		3282	588	

SOME MIDDLE SCHOOL STUDENTS RESIDING IN THE ASHBURN PLANNING DISTRICT ARE CURRENTLY ATTENDING MIDDLE SCHOOL IN THE DULLES NORTH PLANNING DISTRICT.

SOME MIDDLE SCHOOL STUDENTS RESIDING IN THE DULLES NORTH PLANNING DISTRICT ARE CURRENTLY ATTENDING MIDDLE SCHOOL IN THE ASHBURN PLANNING DISTRICT.

A - THE 2020-21 BASE CAPACITY FOR FARMWELL STATION MS REFLECTS TWO (2) MODULAR CLASSROOMS ON SITE; WITHOUT THE MODULAR CLASSROOMS, CAPACITY AT FARMWELL STATION MS WOULD BE 1208.

B - A NINE (9) CLASSROOM ADDITION IS PROPOSED AT FARMWELL STATION MS, TO BE COMPLETE BY THE START OF 2024-25 SCHOOL YEAR. THE PROPOSED ADDITION WILL REMOVE THE TWO (2) MODULAR CLASSROOMS; ANTICIPATED CAPACITY FOR FARMWELL STATION MS IN FALL 2024 IS 1378.

HIGH SCHOOL SUMMARY: ASHBURN

General Planning District Description

North of Route 267 (Dulles Greenway), East of Goose Creek, South of the Potomac River, West of Route 28 (Sully Road)

FY 2022 - FY 2027 CIP PLANNING PERIOD

HIGH SCHOOLS	2020-2021	30-Sep-20	2021-22			2022-23			2023-24			2024-25			2025-26			2026-27		
	BASE	ACTUAL	PROJECTION			PROJECTION			PROJECTION			PROJECTION			PROJECTION			PROJECTION		
	CAPACITY	ENROLLMENT	ENROLL	SPACE	UTILIZE	ENROLL	SPACE	UTILIZE	ENROLL	SPACE	UTILIZE	ENROLL	SPACE	UTILIZE	ENROLL	SPACE	UTILIZE	ENROLL	SPACE	UTILIZE
BROAD RUN HS	1856	1584	1603	253	86%	1609	247	87%	1619	237	87%	1598	258	86%	1540	316	83%	1496	360	81%
RIVERSIDE HS	1861	1849	1863	(2)	100%	1870	(9)	100%	1813	48	97%	1778	83	96%	1746	115	94%	1686	175	91%
STONE BRIDGE HS	1731	1778	1833	(102)	106%	1851	(120)	107%	1853	(122)	107%	1835	(104)	106%	1820	(89)	105%	1844	(113)	107%
	5448	5211	5299	149		5330	118		5285	163		5211	237		5106	342		5026	422	

SOME HIGH SCHOOL STUDENTS RESIDING IN THE ASHBURN PLANNING DISTRICT ARE CURRENTLY ATTENDING HIGH SCHOOL IN THE DULLES NORTH PLANNING DISTRICT.

SOME HIGH SCHOOL STUDENTS RESIDING IN THE DULLES NORTH PLANNING DISTRICT ARE CURRENTLY ATTENDING HIGH SCHOOL IN THE ASHBURN PLANNING DISTRICT.

ASHBURN PLANNING DISTRICT RESIDENTIAL DEVELOPMENT

LCPS Planning staff tracks residential building permit activity for Loudoun County and its incorporated towns. The monitoring includes both rezoned and by-right developments (i.e., approved, proposed, inactive) and construction status. Tracking the approved under construction and approved future "pipeline" development assists staff in estimating student growth.

Residential development detail is provided for approved, but not yet completed, residential projects in LCPS geographic planning districts. Complete, proposed, inactive, and/or age-restricted residential applications are excluded from the below provided information. Utilizing 2019 student generation factors, the number of potential LCPS students has been calculated based on the remaining number of residential units to be constructed.

Ashburn Planning District Approved, Unbuilt Residential Development as of September 2020

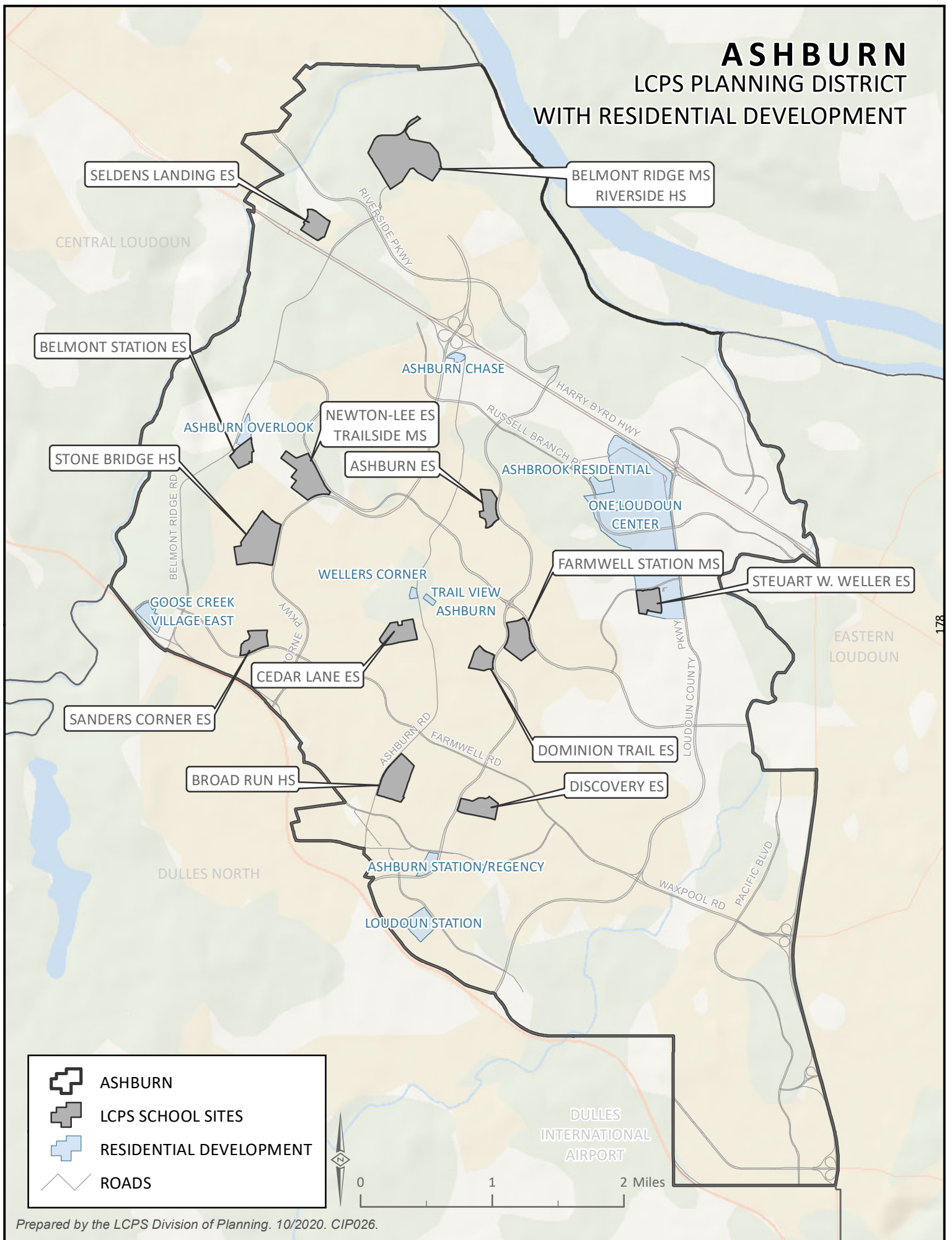
SFD - Single Family Detached SFA - Single Family Attached MF - Multifamily

Residential Development	Approved Residential Units				Potential LCPS Students			% Complete, as of 9/2020
	SFD	SFA	MF	Total	Elementary School	Middle School	High School	
ASHBROOK RESIDENTIAL	0	0	152	152	20	11	15	0%
ASHBURN CHASE (Regency @ Belmont)	0	0	96	96	13	7	9	0%
ASHBURN STATION/REGENCY	0	0	224	224	30	16	22	0%
ASHBURN OVERLOOK	0	71	0	71	5	3	4	73%
GOOSE CREEK VILLAGE EAST	0	0	282	282	37	20	27	0%
LOUDOUN STATION	0	0	924	924	33	18	24	73%
ONE LOUDOUN CENTER	265	376	446	1067	31	17	22	67%
TRAIL VIEW ASHBURN	0	0	46	46	6	3	4	0%
WELLERS CORNER	11	8	0	19	6	3	5	0%
Planning District Total, as of September 2020	276	455	2170	2881	180	98	131	

ASHBURN

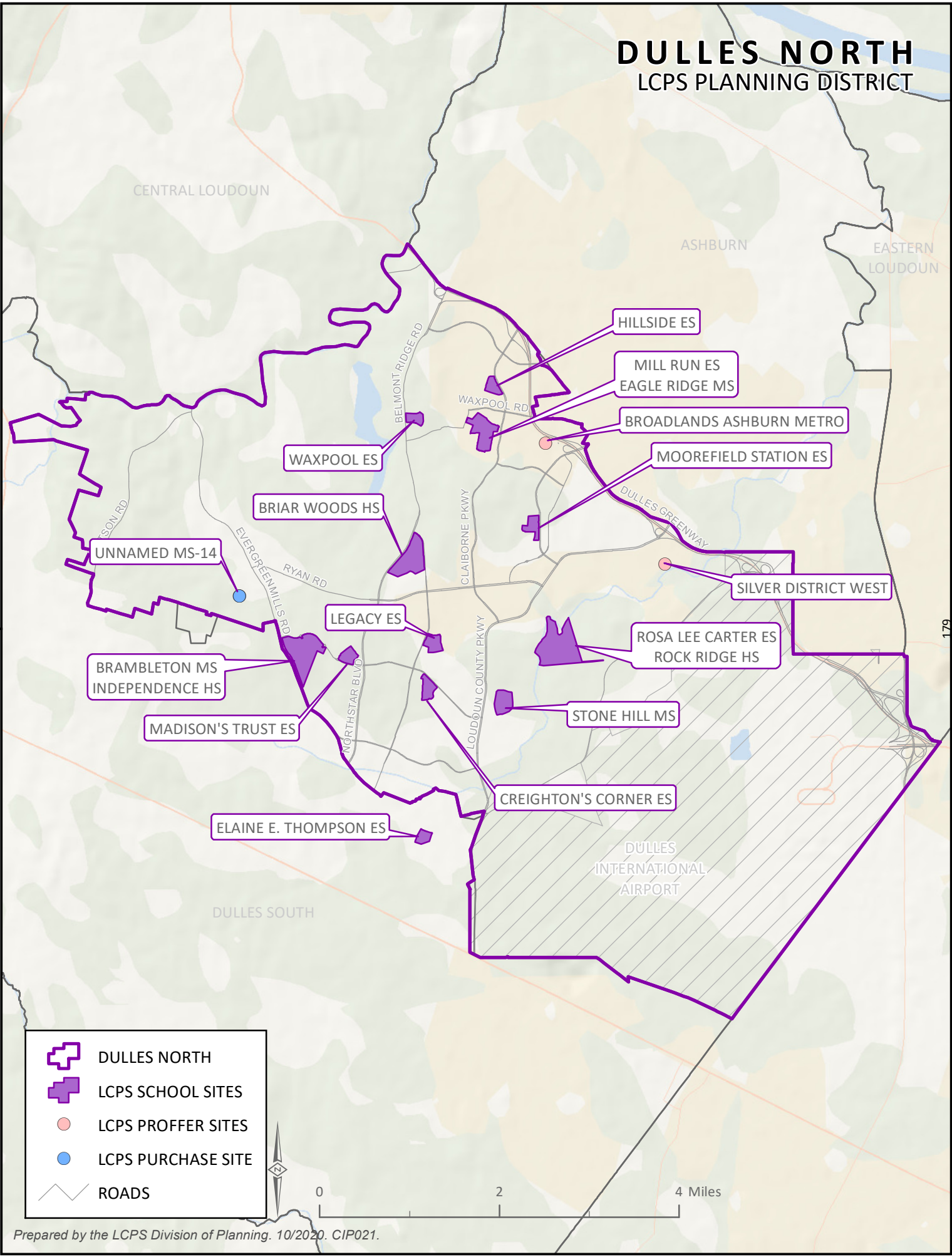
LCPS PLANNING DISTRICT

WITH RESIDENTIAL DEVELOPMENT



DULLES NORTH

LCPS PLANNING DISTRICT



ELEMENTARY SCHOOL SUMMARY: DULLES NORTH

General Planning District Description

North of Route 50 (John Mosby Highway), East of Goose Creek, South of Route 267 (Dulles Greenway), West of Route 28 (Sully Road)/Fairfax County

FY 2022 - FY 2027 CIP PLANNING PERIOD

ELEMENTARY SCHOOLS	2020-2021	30-Sep-20	2021-22			2022-23			2023-24			2024-25			2025-26			2026-27		
	BASE	ACTUAL	PROJECTION			PROJECTION			PROJECTION			PROJECTION			PROJECTION			PROJECTION		
	CAPACITY	ENROLLMENT	ENROLL	SPACE	UTILIZE	ENROLL	SPACE	UTILIZE	ENROLL	SPACE	UTILIZE	ENROLL	SPACE	UTILIZE	ENROLL	SPACE	UTILIZE	ENROLL	SPACE	UTILIZE
CREIGHTON'S CORNER ES ^A	1006	1088	1149	(143)	114%	1155	(149)	115%	1174	(168)	117%	1230	(224)	122%	1276	(270)	127%	1294	(288)	129%
ELAINE E THOMPSON ES/ES-23 ^B						TBD	960		TBD	960		TBD	960		TBD	960		TBD	960	
HILLSIDE ES	697	550	632	65	91%	638	59	92%	652	45	94%	677	20	97%	691	6	99%	700	(3)	100%
LEGACY ES	960	826	858	102	89%	832	128	87%	799	161	83%	812	148	85%	837	123	87%	835	125	87%
MADISON'S TRUST ES ^C	1006	1140	1377	(371)	137%	1473	(467)	146%	1518	(512)	151%	1605	(599)	160%	1685	(679)	167%	1700	(694)	169%
MILL RUN ES	812	699	753	59	93%	712	100	88%	722	90	89%	737	75	91%	743	69	92%	737	75	91%
MOOREFIELD STATION ES	983	869	961	22	98%	955	28	97%	1005	(22)	102%	1076	(93)	109%	1094	(111)	111%	1112	(129)	113%
ROSA LEE CARTER ES	960	849	889	71	93%	896	64	93%	913	47	95%	930	30	97%	951	9	99%	961	(1)	100%
WAXPOOL ES	960	745	764	196	80%	753	207	78%	768	192	80%	779	181	81%	809	151	84%	807	153	84%
	7384	6766	7383	1		7414	930		7551	793		7846	498		8086	258		8146	198	

SOME ELEMENTARY SCHOOL STUDENTS RESIDING IN THE DULLES NORTH PLANNING DISTRICT ARE CURRENTLY ATTENDING ELEMENTARY SCHOOL IN THE ASHBURN & CENTRAL LOUDOUN PLANNING DISTRICTS.

SOME ELEMENTARY SCHOOL STUDENTS RESIDING IN THE DULLES SOUTH PLANNING DISTRICT ARE CURRENTLY ATTENDING ELEMENTARY SCHOOL IN THE DULLES NORTH PLANNING DISTRICT.

A - THE 2020-21 BASE CAPACITY FOR CREIGHTON'S CORNER ES REFLECTS TWO (2) MODULAR CLASSROOMS ON SITE; WITHOUT THE MODULAR CLASSROOMS, CAPACITY AT CREIGHTON'S CORNER ES WOULD BE 960.

B - THE OPENING OF ELAINE E. THOMPSON ES (ES-23) IS PLANNED FOR FALL 2022 (2022-23 SCHOOL YEAR) WITH AN ANTICIPATED BASE CAPACITY OF 960. ELAINE E. THOMPSON ES WILL BE CONSTRUCTED ON A PROFFERED SITE WITHIN THE ARCOLA CENTER COMMUNITY.

C - THE 2020-21 BASE CAPACITY FOR MADISON'S TRUST ES REFLECTS TWO (2) MODULAR CLASSROOMS ON SITE; WITHOUT THE MODULAR CLASSROOMS, CAPACITY AT MADISON'S TRUST ES WOULD BE 960.

TBD - TO BE DETERMINED, FOLLOWING THE ADOPTION OF AN ATTENDANCE ZONE FOR THE SCHOOL

MIDDLE SCHOOL SUMMARY: DULLES NORTH

General Planning District Description

North of Route 50 (John Mosby Highway), East of Goose Creek, South of Route 267 (Dulles Greenway), West of Route 28 (Sully Road)/Fairfax County

FY 2022 - FY 2027 CIP PLANNING PERIOD

	2020-2021	30-Sep-20	2021-22			2022-23			2023-24			2024-25			2025-26			2026-27		
	BASE	ACTUAL	PROJECTION			PROJECTION			PROJECTION			PROJECTION			PROJECTION			PROJECTION		
<u>MIDDLE SCHOOLS</u>	<u>CAPACITY</u>	<u>ENROLLMENT</u>	<u>ENROLL</u>	<u>SPACE</u>	<u>UTILIZE</u>	<u>ENROLL</u>	<u>SPACE</u>	<u>UTILIZE</u>	<u>ENROLL</u>	<u>SPACE</u>	<u>UTILIZE</u>	<u>ENROLL</u>	<u>SPACE</u>	<u>UTILIZE</u>	<u>ENROLL</u>	<u>SPACE</u>	<u>UTILIZE</u>	<u>ENROLL</u>	<u>SPACE</u>	<u>UTILIZE</u>
BRAMBLETON MS	1445	1536	1728	(283)	120%	1810	(365)	125%	1922	(477)	133%	1930	(485)	134%	1958	(513)	136%	2034	(589)	141%
EAGLE RIDGE MS ^A	1227	1238	1230	(3)	100%	1154	73	94%	1104	255	90%	1001	358	74%	932	427	69%	979	380	72%
STONE HILL MS	1397	1076	1298	99	93%	1330	67	95%	1294	103	93%	1245	152	89%	1240	157	89%	1341	56	96%
MS-14 ^B												TBD	1445		TBD	1445		TBD	1445	
	4069	3850	4256	(187)		4294	(225)		4320	(119)		4176	1470		4130	1516		4354	1292	

SOME MIDDLE SCHOOL STUDENTS RESIDING IN THE DULLES NORTH PLANNING DISTRICT ARE CURRENTLY ATTENDING MIDDLE SCHOOL IN THE ASHBURN PLANNING DISTRICT.

SOME MIDDLE SCHOOL STUDENTS RESIDING IN THE ASHBURN PLANNING DISTRICT ARE CURRENTLY ATTENDING MIDDLE SCHOOL IN THE DULLES NORTH PLANNING DISTRICT.

SOME MIDDLE SCHOOL STUDENTS RESIDING IN THE DULLES SOUTH PLANNING DISTRICT ARE CURRENTLY ATTENDING MIDDLE SCHOOL IN THE DULLES NORTH PLANNING DISTRICT.

A - A NINE (9) CLASSROOM ADDITION IS PROPOSED AT EAGLE RIDGE MS, TO BE COMPLETE BY THE START OF 2023-24 SCHOOL YEAR; ANTICIPATED CAPACITY FOR EAGLE RIDGE MS IN FALL 2023 IS 1359.

B - A NEW MIDDLE SCHOOL (MS-14) IS PLANNED TO OPEN AT THE START OF THE 2024-25 SCHOOL YEAR WITH AN ANTICIPATED BASE CAPACITY OF 1445. A SITE IS UNDER CONTRACT FOR THIS SCHOOL.

TBD - TO BE DETERMINED, FOLLOWING THE ADOPTION OF AN ATTENDANCE ZONE FOR THE SCHOOL

HIGH SCHOOL SUMMARY: DULLES NORTH

General Planning District Description

North of Route 50 (John Mosby Highway), East of Goose Creek, South of Route 267 (Dulles Greenway), West of Route 28 (Sully Road)/Fairfax County

FY 2022 - FY 2027 CIP PLANNING PERIOD

HIGH SCHOOLS	2020-2021 BASE	30-Sep-20 ACTUAL	2021-22 PROJECTION			2022-23 PROJECTION			2023-24 PROJECTION			2024-25 PROJECTION			2025-26 PROJECTION			2026-27 PROJECTION		
	CAPACITY	ENROLLMENT	ENROLL	SPACE	UTILIZE	ENROLL	SPACE	UTILIZE	ENROLL	SPACE	UTILIZE	ENROLL	SPACE	UTILIZE	ENROLL	SPACE	UTILIZE	ENROLL	SPACE	UTILIZE
BRIAR WOODS HS ^A	1938	1797	1815	123	94%	1840	98	95%	1816	122	94%	1815	123	94%	1767	171	91%	1614	324	83%
INDEPENDENCE HS	2101	1576	1874	227	89%	2007	94	96%	2190	(89)	104%	2369	(268)	113%	2463	(362)	117%	2634	(533)	125%
ROCK RIDGE HS	2048	1404	1404	644	69%	1527	521	75%	1697	351	83%	1723	325	84%	1867	181	91%	1829	219	89%
	6087	4777	5093	994		5374	713		5703	384		5907	180		6097	(10)		6077	10	

SOME HIGH SCHOOL STUDENTS RESIDING IN THE DULLES NORTH PLANNING DISTRICT ARE CURRENTLY ATTENDING HIGH SCHOOL IN THE ASHBURN PLANNING DISTRICT.

SOME HIGH SCHOOL STUDENTS RESIDING IN THE ASHBURN PLANNING DISTRICT ARE CURRENTLY ATTENDING HIGH SCHOOL IN THE DULLES NORTH PLANNING DISTRICT.

SOME HIGH SCHOOL STUDENTS RESIDING IN THE DULLES SOUTH PLANNING DISTRICT ARE CURRENTLY ATTENDING HIGH SCHOOL IN THE DULLES NORTH PLANNING DISTRICT.

A - THE 2020-21 BASE CAPACITY FOR BRIAR WOODS HS REFLECTS TEN (10) MODULAR CLASSROOMS ON SITE; WITHOUT THE MODULAR CLASSROOMS, CAPACITY AT BRIAR WOODS HS WOULD BE 1731. A TEN (10) CLASSROOM ADDITION IS PROPOSED AT BRIAR WOODS HS, TO BE COMPLETE BY THE START OF 2023-24 SCHOOL YEAR. THE PROPOSED ADDITION WILL REPLACE THE MODULAR CLASSROOMS; CAPACITY FOR BRIAR WOODS HS IN FALL 2023 WILL REMAIN 1938.

DULLES NORTH PLANNING DISTRICT RESIDENTIAL DEVELOPMENT

LCPS Planning staff tracks residential building permit activity for Loudoun County and its incorporated towns. The monitoring includes both rezoned and by-right developments (i.e., approved, proposed, inactive) and construction status. Tracking the approved under construction and approved future "pipeline" development assists staff in estimating student growth.

Residential development detail is provided for approved, but not yet completed, residential projects in LCPS geographic planning districts. Complete, proposed, inactive, and/or age-restricted residential applications are excluded from the below provided information. Utilizing 2019 student generation factors, the number of potential LCPS students has been calculated based on the remaining number of residential units to be constructed.

Dulles North Planning District Approved, Unbuilt Residential Development as of September 2020

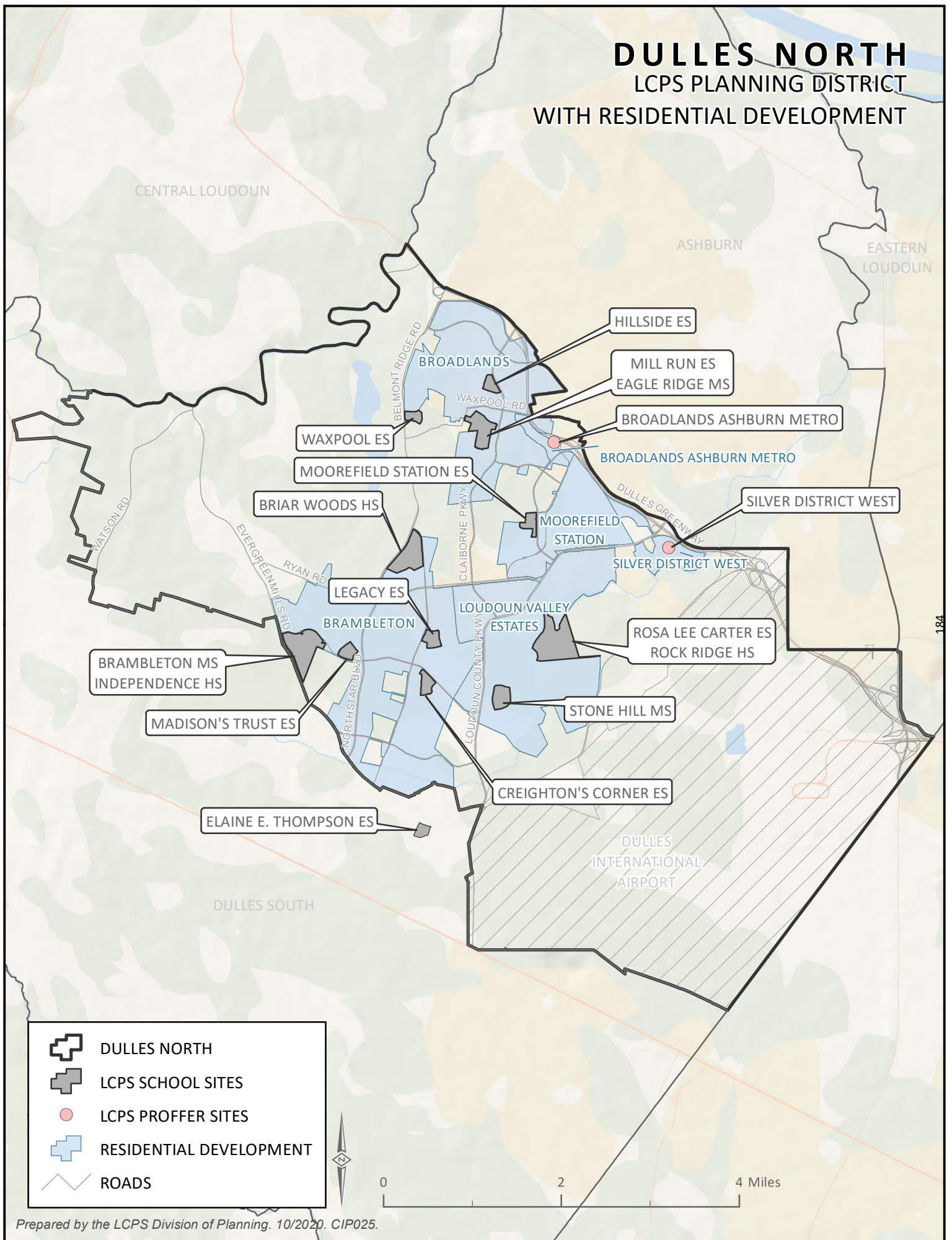
SFD - Single Family Detached SFA - Single Family Attached MF - Multifamily

Residential Development	Approved Residential Units				Potential LCPS Students			% Complete, as of 9/2020
	SFD	SFA	MF	Total	Elementary School	Middle School	High School	
BRAMBLETON	2500	3070	1099	6669	426	232	310	71%
BROADLANDS	1976	1251	654	3881	26	14	19	90%
BROADLANDS ASHBURN METRO	0	89	754	843	124	68	90	0%
LOUDOUN VALLEY ESTATES	1576	1256	895	3727	12	7	9	92%
MOOREFIELD STATION	50	1300	4650	6000	614	335	446	25%
SILVER DISTRICT WEST	0	381	3325	3706	543	296	395	0%
Planning District Total, as of September 2020	6102	7347	11377	24826	1744	951	1268	

DULLES NORTH

LCPS PLANNING DISTRICT

WITH RESIDENTIAL DEVELOPMENT



DULLES SOUTH

LCPS PLANNING DISTRICT

CENTRAL LOUDOUN

ASHBURN

WESTERN
LOUDOUN

DULLES NORTH

DULLES
INTERNATIONAL
AIRPORT

ALDIE ES

ELAINE E. THOMPSON ES

ARCOLA ES

JOHN CHAMPE HS
GOSHEN POST ES

WILLARD MS

LIGHTRIDGE HS
HOVATTER ES

MERCER MS

FREEDOM HS

HUTCHISON FARM ES

LIBERTY ES

PINEBROOK ES

BUFFALO TRAIL ES

LITTLE RIVER ES

CARDINAL RIDGE ES

J. MICHAEL LUNSFORD MS

JAMES MONROE HWY

WATSON RD

JOHN MOSBY

TALL CEDARS PKWY

NORTHSTAR BLVD

GUM SPRING RD

POLAND RD

BRADDOCK RD



DULLES SOUTH



LCPS SCHOOL SITES



ROADS



0

2

4 Miles

ELEMENTARY SCHOOL SUMMARY: DULLES SOUTH

General Planning District Description

North of Prince William County, East of Town of Middleburg, South of Route 50 (John Mosby Highway), West of Fairfax County

FY 2022 - FY 2027 CIP PLANNING PERIOD

ELEMENTARY SCHOOLS	2020-2021	30-Sep-20	2021-22			2022-23			2023-24			2024-25			2025-26			2026-27		
	BASE	ACTUAL	PROJECTION			PROJECTION			PROJECTION			PROJECTION			PROJECTION			PROJECTION		
	CAPACITY	ENROLLMENT	ENROLL	SPACE	UTILIZE	ENROLL	SPACE	UTILIZE	ENROLL	SPACE	UTILIZE	ENROLL	SPACE	UTILIZE	ENROLL	SPACE	UTILIZE	ENROLL	SPACE	UTILIZE
ALDIE ES	138	109	132	6	96%	134	4	97%	141	(3)	102%	142	(4)	103%	139	(1)	101%	134	4	97%
ARCOLA ES	960	992	1055	(95)	110%	1086	(126)	113%	1125	(165)	117%	1166	(206)	121%	1194	(234)	124%	1200	(240)	125%
BUFFALO TRAIL ES	983	1162	917	66	93%	960	23	98%	992	(9)	101%	1014	(31)	103%	1040	(57)	106%	1044	(61)	106%
CARDINAL RIDGE ES	960	858	889	71	93%	941	19	98%	966	(6)	101%	992	(32)	103%	1026	(66)	107%	1027	(67)	107%
GOSHEN POST ES ^A	1006	1293	908	98	90%	1023	(63)	102%	1151	(191)	114%	1188	(182)	118%	1221	(215)	121%	1253	(247)	125%
HOVATTER ES/ES-29 ^B			891	69	93%	938	68	98%	1031	(25)	107%	1092	(132)	114%	1129	(169)	118%	1146	(186)	119%
HUTCHISON FARM ES ^C	812	725	854	27	105%	873	8	99%	925	(44)	105%	973	(92)	110%	1000	(119)	114%	1010	(129)	115%
LIBERTY ES	960	958	1019	(59)	106%	1034	(74)	108%	1070	(110)	111%	1098	(138)	114%	1134	(174)	118%	1142	(182)	119%
LITTLE RIVER ES	812	696	780	32	96%	828	(16)	102%	873	(61)	108%	898	(86)	111%	893	(81)	110%	884	(72)	109%
PINEBROOK ES	960	918	863	97	90%	851	109	89%	875	85	91%	900	60	94%	919	41	96%	923	37	96%
ES-32 ^D															TBD	960		TBD	960	
	7591	7711	8308	312		8668	(48)		9149	(529)		9463	(843)		9695	(115)		9763	(183)	

SOME ELEMENTARY SCHOOL STUDENTS RESIDING IN THE DULLES SOUTH PLANNING DISTRICT ARE CURRENTLY ATTENDING ELEMENTARY SCHOOL IN THE DULLES NORTH PLANNING DISTRICT.

A - THE 2020-21 BASE CAPACITY FOR GOSHEN POST ES REFLECTS TWO (2) MODULAR CLASSROOMS ON SITE; WITHOUT THE MODULAR CLASSROOMS, CAPACITY AT GOSHEN POST ES WOULD BE 960.

B - THE OPENING OF HOVATTER ES (ES-29) IS PLANNED FOR FALL 2021 (2021-22 SCHOOL YEAR) WITH AN ANTICIPATED BASE CAPACITY OF 960. HOVATTER ES WILL BE CONSTRUCTED ADJACENT TO LIGHTRIDGE HS.

C - A THREE (3) CLASSROOM ADDITION IS PLANNED AT HUTCHISON FARM ES, TO BE COMPLETE BY THE START OF THE 2021-22 SCHOOL YEAR; ANTICIPATED CAPACITY FOR HUTCHISON FARM ES IN FALL 2021 IS 881.

D - THE OPENING OF A NEW ELEMENTARY SCHOOL (ES-32) IS PLANNED FOR FALL 2025 (2025-26 SCHOOL YEAR) WITH AN ANTICIPATED BASE CAPACITY OF 960. A SITE MUST BE ACQUIRED FOR THIS SCHOOL.

TBD - TO BE DETERMINED, FOLLOWING THE ADOPTION OF AN ATTENDANCE ZONE FOR THE SCHOOL

MIDDLE SCHOOL SUMMARY: DULLES SOUTH

General Planning District Description

North of Prince William County, East of Town of Middleburg, South of Route 50 (John Mosby Highway), West of Fairfax County

FY 2022 - FY 2027 CIP PLANNING PERIOD

	2020-2021	30-Sep-20	2021-22			2022-23			2023-24			2024-25			2025-26			2026-27		
	BASE	ACTUAL	PROJECTION			PROJECTION			PROJECTION			PROJECTION			PROJECTION			PROJECTION		
<u>MIDDLE SCHOOLS</u>	<u>CAPACITY</u>	<u>ENROLLMENT</u>	<u>ENROLL</u>	<u>SPACE</u>	<u>UTILIZE</u>	<u>ENROLL</u>	<u>SPACE</u>	<u>UTILIZE</u>	<u>ENROLL</u>	<u>SPACE</u>	<u>UTILIZE</u>	<u>ENROLL</u>	<u>SPACE</u>	<u>UTILIZE</u>	<u>ENROLL</u>	<u>SPACE</u>	<u>UTILIZE</u>	<u>ENROLL</u>	<u>SPACE</u>	<u>UTILIZE</u>
J MICHAEL LUNSFORD MS	1454	1480	1420	34	98%	1326	128	91%	1241	213	85%	1202	252	83%	1231	223	85%	1327	127	91%
MERCER MS	1378	1242	1308	70	95%	1335	43	97%	1341	37	97%	1344	34	98%	1365	13	99%	1438	(60)	104%
WILLARD MS	1445	1445	1556	(111)	108%	1608	(163)	111%	1599	(154)	111%	1641	(196)	114%	1680	(235)	116%	1740	(295)	120%
	4277	4167	4284	(7)		4269	8		4181	96		4187	90		4276	1		4505	(228)	

SOME MIDDLE SCHOOL STUDENTS RESIDING IN THE DULLES SOUTH PLANNING DISTRICT ARE CURRENTLY ATTENDING MIDDLE SCHOOL IN THE DULLES NORTH PLANNING DISTRICT.

HIGH SCHOOL SUMMARY: DULLES SOUTH

General Planning District Description

North of Prince William County, East of Town of Middleburg, South of Route 50 (John Mosby Highway), West of Fairfax County

FY 2022 - FY 2027 CIP PLANNING PERIOD

HIGH SCHOOLS	2020-2021 BASE CAPACITY	30-Sep-20 ACTUAL ENROLLMENT	2021-22 PROJECTION			2022-23 PROJECTION			2023-24 PROJECTION			2024-25 PROJECTION			2025-26 PROJECTION			2026-27 PROJECTION		
			ENROLL	SPACE	UTILIZE	ENROLL	SPACE	UTILIZE	ENROLL	SPACE	UTILIZE	ENROLL	SPACE	UTILIZE	ENROLL	SPACE	UTILIZE	ENROLL	SPACE	UTILIZE
FREEDOM HS ^A	2041	2123	2192	(151)	107%	2126	(85)	104%	2127	(86)	104%	2001	40	98%	1844	197	90%	1759	282	86%
JOHN CHAMPE HS ^B	2121	1874	1932	189	91%	1754	367	83%	1835	286	87%	1869	252	88%	1895	226	89%	1938	183	91%
LIGHTRIDGE HS	2118	951	1475	643	70%	1903	215	90%	2153	(35)	102%	2358	(240)	111%	2426	(308)	115%	2400	(282)	113%
	6280	4948	5599	681		5783	497		6115	165		6228	52		6165	115		6097	183	

SOME HIGH SCHOOL STUDENTS RESIDING IN THE DULLES SOUTH PLANNING DISTRICT ARE CURRENTLY ATTENDING HIGH SCHOOL IN THE DULLES NORTH PLANNING DISTRICT.

A -THE 2020-21 BASE CAPACITY FOR FREEDOM HS REFLECTS FOUR (4) MODULAR CLASSROOMS ON SITE; WITHOUT THE MODULAR CLASSROOMS, CAPACITY AT FREEDOM HS WOULD BE 1958.

B -THE 2020-21 BASE CAPACITY FOR JOHN CHAMPE HS REFLECTS FOUR (4) MODULAR CLASSROOMS ON SITE; WITHOUT THE MODULAR CLASSROOMS, CAPACITY AT JOHN CHAMPE HS WOULD BE 2039.

DULLES SOUTH PLANNING DISTRICT RESIDENTIAL DEVELOPMENT

LCPS Planning staff tracks residential building permit activity for Loudoun County and its incorporated towns. The monitoring includes both rezoned and by-right developments (i.e., approved, proposed, inactive) and construction status. Tracking the approved under construction and approved future "pipeline" development assists staff in estimating student growth.

Residential development detail is provided for approved, but not yet completed, residential projects in LCPS geographic planning districts. Complete, proposed, inactive, and/or age-restricted residential applications are excluded from the below provided information. Utilizing 2019 student generation factors, the number of potential LCPS students has been calculated based on the remaining number of residential units to be constructed.

Dulles South Planning District Approved, Unbuilt Residential Development as of September 2020

SFD - Single Family Detached SFA - Single Family Attached MF - Multifamily

Residential Development	Approved Residential Units				Potential LCPS Students			% Complete, as of 9/2020
	SFD	SFA	MF	Total	Elementary School	Middle School	High School	
ARCOLA CENTER	0	590	604	1194	137	75	99	50%
CHUDLEIGH FARM	32	0	0	32	11	6	8	16%
ESTATES AT CREIGHTON FARMS	171	0	0	171	32	17	23	53%
FOXGATE	0	0	110	110	16	9	12	0%
GLENBURY ESTATES (Lambert Property)	75	0	0	75	12	7	9	59%
HARTLAND	669	0	0	669	268	146	195	0%
LENAH CIRCLE EAST	37	0	0	37	15	8	11	0%
LENAH CIRCLE WEST	52	0	0	52	21	11	15	0%
LENAH MILL	865	0	0	865	82	45	60	76%
POLAND HILL	66	0	0	66	26	14	19	0%
PROSPERITY PLAINS (Whitman Property)	95	143	0	238	38	21	28	51%
RESERVE AT HOLLY SPRINGS	37	0	0	37	15	8	11	0%
SOUTH FORK	0	39	0	39	7	4	5	41%

Dulles South Planning District
Approved, Unbuilt Residential Development
as of September 2020

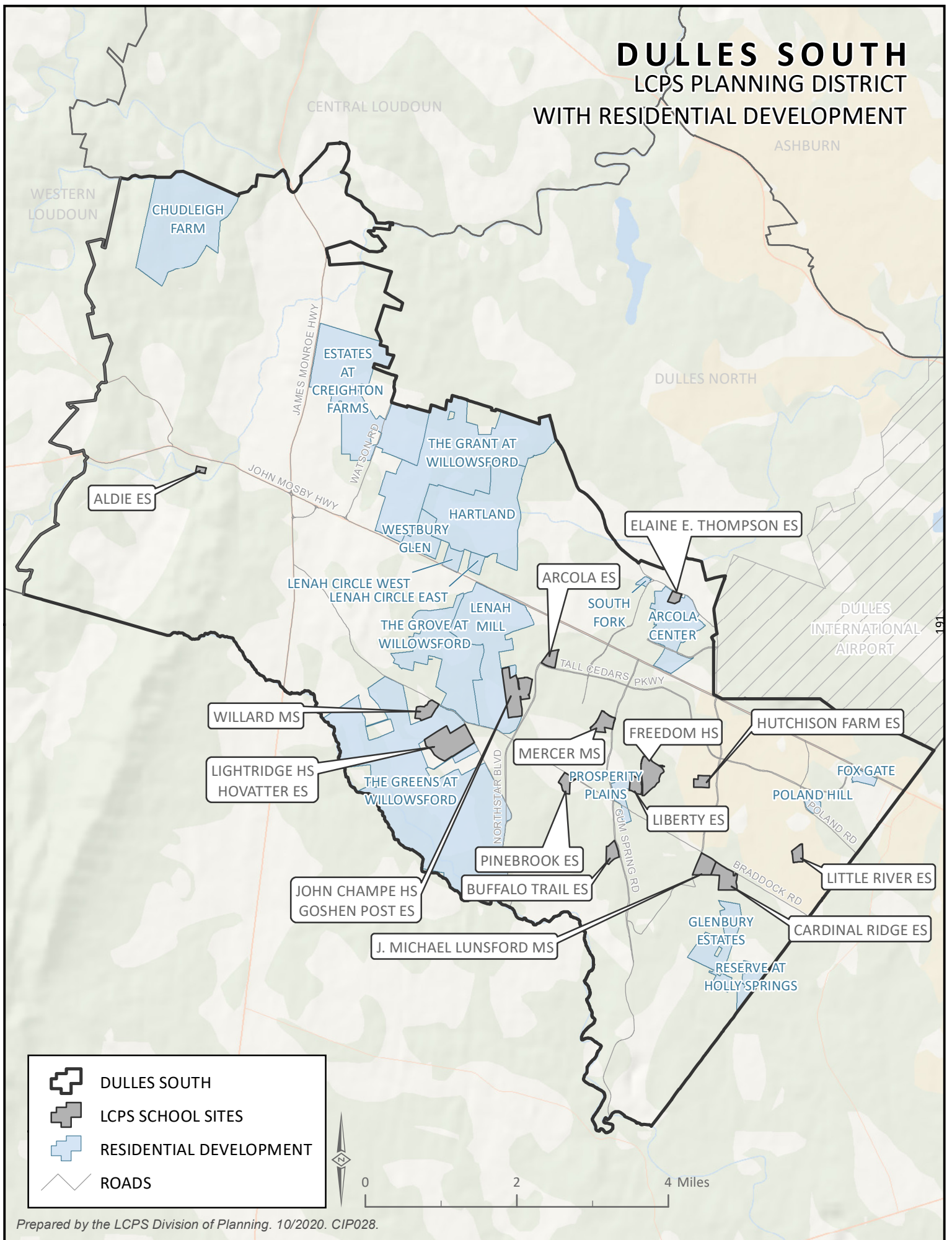
SFD - Single Family Detached SFA - Single Family Attached MF - Multifamily

Residential Development	Approved Residential Units				Potential LCPS Students			% Complete, as of
	SFD	SFA	MF	Total	Elementary School	Middle School	High School	
THE GRANT AT WILLOWSFORD	455	0	0	455	40	22	29	86%
THE GREENS AT WILLOWSFORD	737	0	0	737	25	14	18	82%
THE GROVE AT WILLOWSFORD	775	0	0	775	50	28	37	84%
WESTBURY GLEN	140	0	0	140	1	0	1	99%
Planning District Total, as of September 2020	4206	772	714	5692	796	434	579	

DULLES SOUTH

LCPS PLANNING DISTRICT

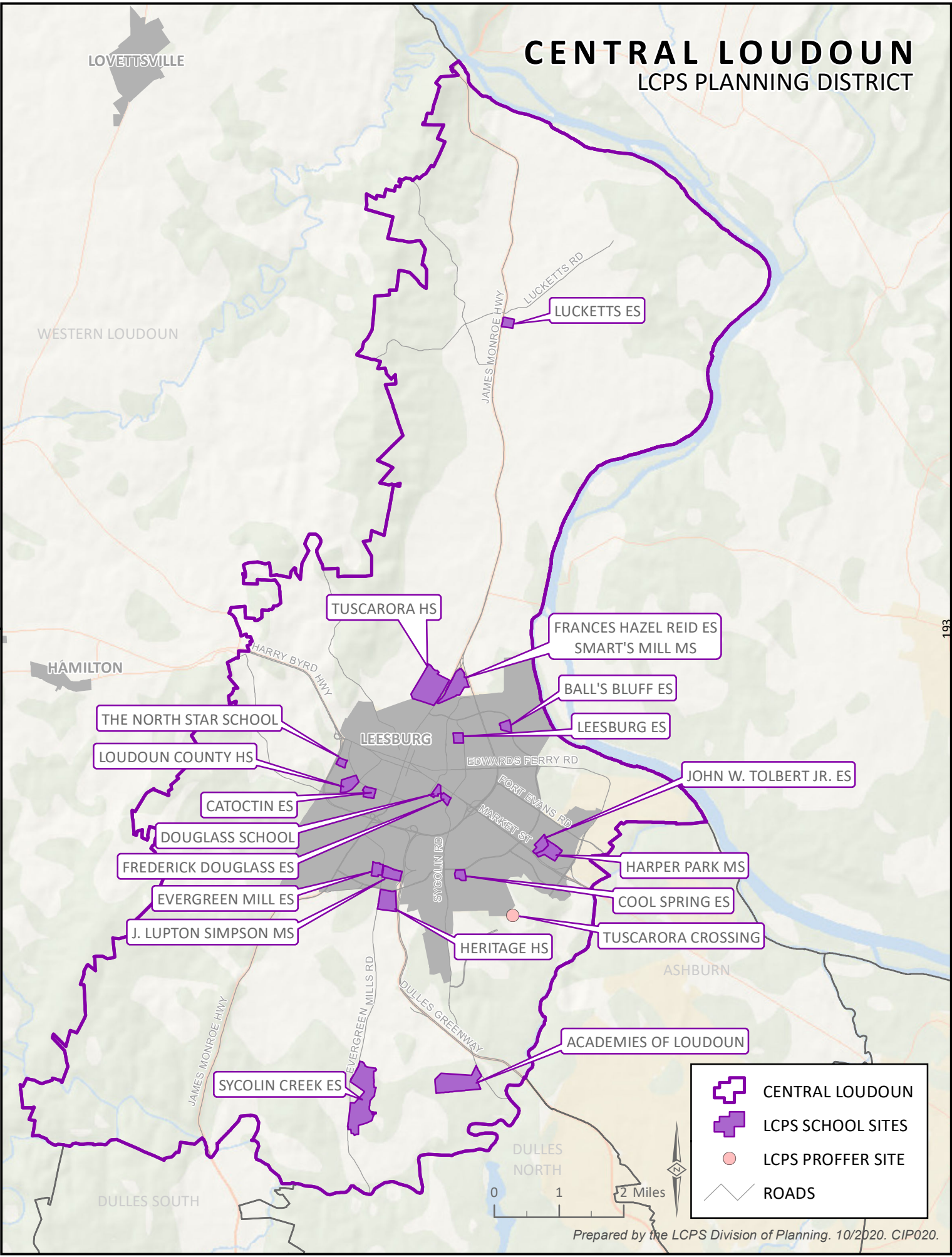
WITH RESIDENTIAL DEVELOPMENT



This page is intentionally blank.

CENTRAL LOUDOUN

LCPS PLANNING DISTRICT



ELEMENTARY SCHOOL SUMMARY: CENTRAL LOUDOUN

General Planning District Description

North/West of Goose Creek, East of the Catoclin Mountain Ridgeline, South of the Potomac River

FY 2022 - FY 2027 CIP PLANNING PERIOD

ELEMENTARY SCHOOLS	2020-2021	30-Sep-20	2021-22			2022-23			2023-24			2024-25			2025-26			2026-27		
	BASE CAPACITY	ACTUAL ENROLLMENT	PROJECTION			PROJECTION			PROJECTION			PROJECTION			PROJECTION			PROJECTION		
			ENROLL	SPACE	UTILIZE	ENROLL	SPACE	UTILIZE	ENROLL	SPACE	UTILIZE	ENROLL	SPACE	UTILIZE	ENROLL	SPACE	UTILIZE	ENROLL	SPACE	UTILIZE
BALL'S BLUFF ES	697	512	564	133	81%	572	125	82%	565	132	81%	578	119	83%	566	131	81%	558	139	80%
CATOCTIN ES ^A	697	591	688	9	99%	717	26	97%	756	(13)	102%	750	(7)	101%	751	(8)	101%	737	6	99%
COOL SPRING ES	674	557	695	(21)	103%	739	(65)	110%	792	(118)	118%	821	(147)	122%	821	(147)	122%	810	(136)	120%
EVERGREEN MILL ES	697	521	634	63	91%	647	50	93%	658	39	94%	653	44	94%	644	53	92%	638	59	92%
FRANCES HAZEL REID ES	812	593	677	135	83%	664	148	82%	684	128	84%	692	120	85%	671	141	83%	659	153	81%
FREDERICK DOUGLASS ES	914	647	751	163	82%	726	188	79%	736	178	81%	712	202	78%	704	210	77%	694	220	76%
JOHN W TOLBERT JR ES	812	630	695	117	86%	707	105	87%	706	106	87%	709	103	87%	687	125	85%	674	138	83%
LEESBURG ES	651	395	422	229	65%	429	222	66%	429	222	66%	412	239	63%	412	239	63%	403	248	62%
LUCKETTS ES	332	262	301	31	91%	299	33	90%	307	25	92%	311	21	94%	301	31	91%	295	37	89%
SYCOLIN CREEK ES	812	587	634	178	78%	628	184	77%	620	192	76%	628	184	77%	619	193	76%	610	202	75%
	7098	5295	6061	1037		6128	1016		6253	891		6266	878		6176	968		6078	1066	

SOME ELEMENTARY SCHOOL STUDENTS RESIDING IN THE CENTRAL LOUDOUN PLANNING DISTRICT ARE CURRENTLY ATTENDING ELEMENTARY SCHOOL IN THE WESTERN LOUDOUN PLANNING DISTRICT.

SOME ELEMENTARY SCHOOL STUDENTS RESIDING IN THE DULLES NORTH PLANNING DISTRICT ARE CURRENTLY ATTENDING ELEMENTARY SCHOOL IN THE CENTRAL LOUDOUN PLANNING DISTRICT.

A - A THREE (3) CLASSROOM ADDITION IS PLANNED AT CATOCTIN ES, TO BE COMPLETE BY THE START OF THE 2022-23 SCHOOL YEAR; ANTICIPATED CAPACITY FOR CATOCTIN ES IN FALL 2022 IS 743.

MIDDLE SCHOOL SUMMARY: CENTRAL LOUDOUN

General Planning District Description

North/West of Goose Creek, East of the Catoctin Mountain Ridgeline, South of the Potomac River

FY 2022 - FY 2027 CIP PLANNING PERIOD

	2020-2021	30-Sep-20	2021-22			2022-23			2023-24			2024-25			2025-26			2026-27		
	BASE	ACTUAL	PROJECTION			PROJECTION			PROJECTION			PROJECTION			PROJECTION			PROJECTION		
<u>MIDDLE SCHOOLS</u>	<u>CAPACITY</u>	<u>ENROLLMENT</u>	<u>ENROLL</u>	<u>SPACE</u>	<u>UTILIZE</u>	<u>ENROLL</u>	<u>SPACE</u>	<u>UTILIZE</u>	<u>ENROLL</u>	<u>SPACE</u>	<u>UTILIZE</u>	<u>ENROLL</u>	<u>SPACE</u>	<u>UTILIZE</u>	<u>ENROLL</u>	<u>SPACE</u>	<u>UTILIZE</u>	<u>ENROLL</u>	<u>SPACE</u>	<u>UTILIZE</u>
HARPER PARK MS	1208	956	978	230	81%	938	270	78%	931	277	77%	969	239	80%	1034	174	86%	1100	108	91%
J LUPTON SIMPSON MS	1311	1035	1107	204	84%	1113	198	85%	1125	186	86%	1195	116	91%	1224	87	93%	1282	29	98%
SMART'S MILL MS	1227	1016	1041	186	85%	1000	227	81%	976	251	80%	951	276	78%	980	247	80%	999	228	81%
	3746	3007	3126	620		3051	695		3032	714		3115	631		3238	508		3381	365	

HIGH SCHOOL SUMMARY: CENTRAL LOUDOUN

General Planning District Description

North/West of Goose Creek, East of the Catoclin Mountain Ridgeline, South of the Potomac River

FY 2022 - FY 2027 CIP PLANNING PERIOD

HIGH SCHOOLS	2020-2021	30-Sep-20	2021-22			2022-23			2023-24			2024-25			2025-26			2026-27		
	BASE	ACTUAL	PROJECTION			PROJECTION			PROJECTION			PROJECTION			PROJECTION			PROJECTION		
	CAPACITY	ENROLLMENT	ENROLL	SPACE	UTILIZE	ENROLL	SPACE	UTILIZE	ENROLL	SPACE	UTILIZE	ENROLL	SPACE	UTILIZE	ENROLL	SPACE	UTILIZE	ENROLL	SPACE	UTILIZE
HERITAGE HS	1740	1501	1624	116	93%	1642	98	94%	1616	124	93%	1525	215	88%	1507	233	87%	1459	281	84%
LOUDOUN COUNTY HS	1432	1498	1619	(187)	113%	1697	(265)	119%	1738	(306)	121%	1728	(296)	121%	1755	(323)	123%	1751	(319)	122%
TUSCARORA HS	1938	1420	1487	451	77%	1494	444	77%	1527	411	79%	1504	434	78%	1455	483	75%	1418	520	73%
	5110	4419	4730	380		4833	277		4881	229		4757	353		4717	393		4628	482	

CENTRAL LOUDOUN PLANNING DISTRICT RESIDENTIAL DEVELOPMENT

LCPS Planning staff tracks residential building permit activity for Loudoun County and its incorporated towns. The monitoring includes both rezoned and by-right developments (i.e., approved, proposed, inactive) and construction status. Tracking the approved under construction and approved future "pipeline" development assists staff in estimating student growth.

Residential development detail is provided for approved, but not yet completed, residential projects in LCPS geographic planning districts. Complete, proposed, inactive, and/or age-restricted residential applications are excluded from the below provided information. Utilizing 2019 student generation factors, the number of potential LCPS students has been calculated based on the remaining number of residential units to be constructed.

Central Loudoun Planning District Approved, Unbuilt Residential Development as of September 2020

SFD - Single Family Detached SFA - Single Family Attached MF - Multifamily

Residential Development	Approved Residential Units				Potential LCPS Students			% Complete, as of 9/2020
	SFD	SFA	MF	Total	Elementary School	Middle School	High School	
BRICKYARD	0	0	59	59	10	6	7	0%
CATTAIL RUN	200	50	0	250	70	38	51	0%
CHURCH AND MARKET	0	0	116	116	20	11	14	0%
CRESCENT PARKE	0	178	96	274	62	34	45	0%
FALCONAIRE	54	0	0	54	2	1	1	89%
HAMLET AT WULF CREST FARM	25	0	0	25	2	1	1	72%
HARPERS RUN (Leesburg West)	28	0	0	28	1	1	1	82%
KETOCKTIN FARM ESTATES	14	0	0	14	3	2	2	29%
KING STREET STATION (KMI)	0	0	64	64	6	3	4	44%
LEES CROSSING	68	0	0	68	11	6	8	44%
MEADOWBROOK FARM (Leesburg South)	400	0	0	400	61	33	44	47%
OATLANDS MANOR	15	0	0	15	4	2	3	0%
POTOMAC STATION MARKETPLACE	0	61	42	103	23	12	17	0%

Central Loudoun Planning District
Approved, Unbuilt Residential Development
as of September 2020

SFD - Single Family Detached SFA - Single Family Attached MF - Multifamily

Residential Development	Approved Residential Units				Potential LCPS Students			% Complete, as of
	SFD	SFA	MF	Total	Elementary School	Middle School	High School	
RIVER CREEK VILLAGE	0	64	0	64	16	9	12	0%
STONE FOX ESTATES (Cope)	15	0	0	15	1	0	0	87%
TUSCARORA CROSSING	140	266	324	730	164	89	119	0%
TUSCARORA VILLAGE (Leegate)	0	142	326	468	70	38	51	22%
VILLAGE AT LEESBURG	0	0	479	479	10	6	7	87%
WHITE OAK	162	0	0	162	46	25	34	0%
WOODLANDS AT GOOSE CREEK (Goose Creek Club)	33	125	0	158	27	15	20	34%
Planning District Total, as of September 2020	1154	886	1506	3546	609	333	443	

The map on the following page depicts the approved, unbuilt developments that have 25 or more residences.

LOVETTSVILLE

CENTRAL LOUDOUN

LCPS PLANNING DISTRICT

WITH RESIDENTIAL DEVELOPMENT

WESTERN LOUDOUN

HAMILTON

KETOCTIN FARM ESTATES

HARPERS RUN

THE NORTH STAR SCHOOL

LOUDOUN COUNTY HS

CATOCTIN ES

DOUGLASS SCHOOL

FREDERICK DOUGLASS ES

EVERGREEN MILL ES

J. LUPTON SIMPSON MS

HAMLET AT WOLF CREST FARMS

HERITAGE HS

STONE FOX ESTATES

OATLANDS MANOR

SYCOLIN CREEK ES

TUSCARORA HS

BRICKYARD

CHURCH AND MARKET

KING STREET STATION

LEESBURG

EDWARDS FERRY RD

CATTAIL RUN

FORT EVANS RD

MARKET ST

TUSCARORA VILLAGE

VILLAGE AT LEESBURG

TUSCARORA CROSSING

COOL SPRING ES

FRANCES HAZEL REID ES
SMART'S MILL MS

BALL'S BLUFF ES

LEESBURG ES

RIVER CREEK VILLAGE

JOHN W. TOLBERT JR. ES

HARPER PARK MS

POTOMAC STATION MARKETPLACE

WOODLANDS AT GOOSE CREEK

TUSCARORA CROSSING

ASHBURN

ACADEMIES OF LOUDOUN



CENTRAL LOUDOUN



LCPS SCHOOL SITES



LCPS PROFFER SITE



RESIDENTIAL DEVELOPMENT



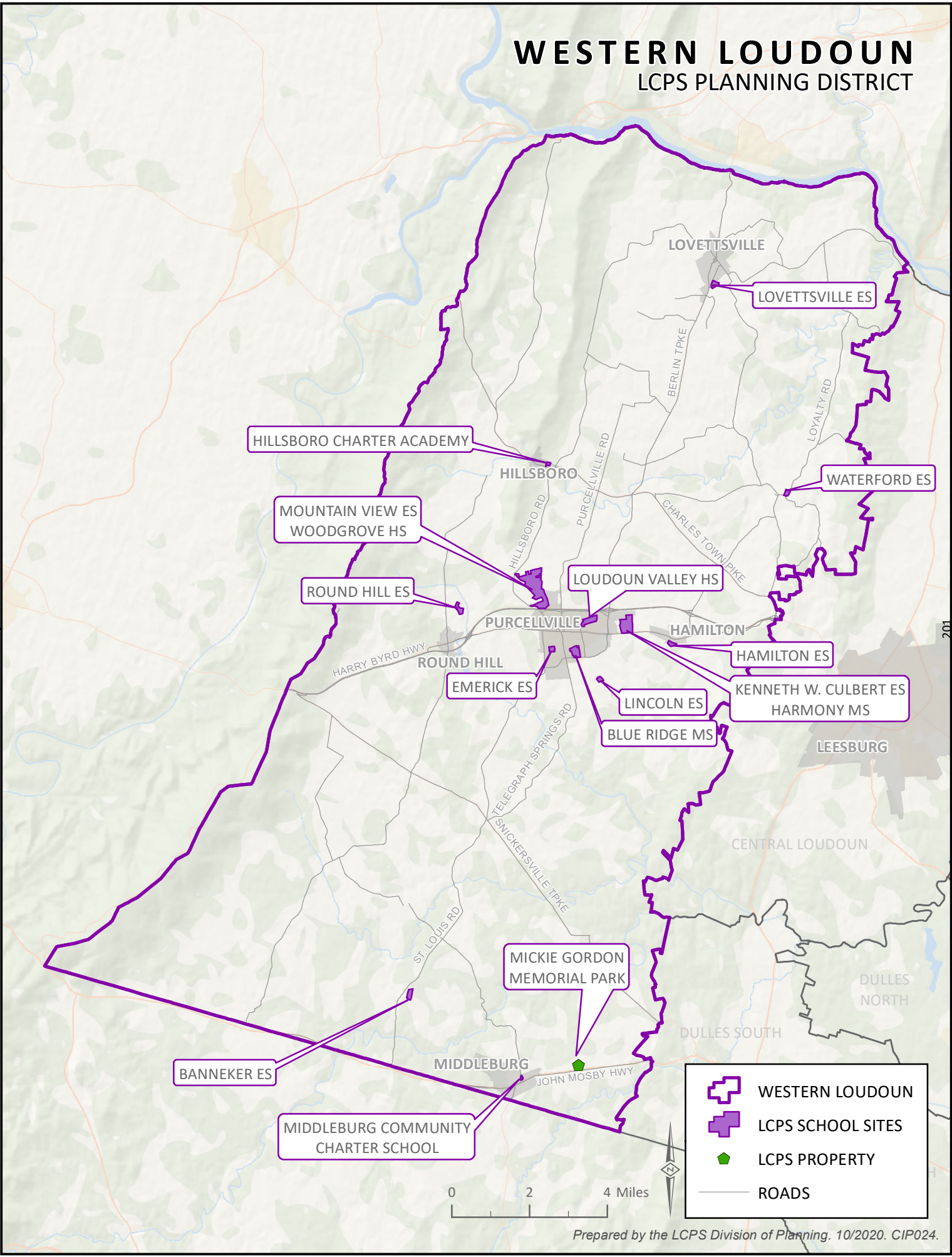
ROADS

0 1 2 Miles

This page is intentionally blank.

WESTERN LOUDOUN

LCPS PLANNING DISTRICT



ELEMENTARY SCHOOL SUMMARY: WESTERN LOUDOUN

General Planning District Description

North of Fauquier County, East of Clarke County/West Virginia, South of the Potomac River, West of the Catocin Mountain Ridgeline

FY 2022 - FY 2027 CIP PLANNING PERIOD																				
ELEMENTARY SCHOOLS	2020-2021 BASE	30-Sep-20 ACTUAL	2021-22 PROJECTION			2022-23 PROJECTION			2023-24 PROJECTION			2024-25 PROJECTION			2025-26 PROJECTION			2026-27 PROJECTION		
	CAPACITY	ENROLLMENT	ENROLL	SPACE	UTILIZE	ENROLL	SPACE	UTILIZE	ENROLL	SPACE	UTILIZE	ENROLL	SPACE	UTILIZE	ENROLL	SPACE	UTILIZE	ENROLL	SPACE	UTILIZE
BANNEKER ES	263	161	211	52	80%	226	37	86%	224	39	85%	237	26	90%	238	25	90%	241	22	92%
EMERICK ES	549	377	467	82	85%	459	90	84%	499	50	91%	498	51	91%	519	30	95%	535	14	97%
HAMILTON ES	286	155	187	99	65%	194	92	68%	193	93	67%	193	93	67%	206	80	72%	208	78	73%
KENNETH W. CULBERT ES	858	390	509	349	59%	523	335	61%	522	336	61%	541	317	63%	573	285	67%	586	272	68%
LINCOLN ES	138	75	75	63	54%	80	58	58%	72	66	52%	79	59	57%	85	53	62%	87	51	63%
LOVETTSVILLE ES	595	467	540	55	91%	537	58	90%	547	48	92%	556	39	93%	580	15	97%	594	1	100%
MOUNTAIN VIEW ES	812	588	712	100	88%	693	119	85%	710	102	87%	735	77	91%	756	56	93%	774	38	95%
ROUND HILL ES	697	543	607	90	87%	611	86	88%	642	55	92%	664	33	95%	665	32	95%	687	10	99%
WATERFORD ES	240	163	213	27	89%	225	15	94%	228	12	95%	237	3	99%	238	2	99%	241	(1)	100%
	4438	2919	3521	917		3548	890		3637	801		3740	698		3860	578		3953	485	
HILLSBORO CHARTER ACADEMY		144	144			144			144			144			144			144		
MIDDLEBURG COMMUNITY CHARTER		145	144			144			144			144			144			144		

SOME ELEMENTARY SCHOOL STUDENTS RESIDING IN THE CENTRAL LOUDOUN PLANNING DISTRICT ARE CURRENTLY ATTENDING ELEMENTARY SCHOOL IN THE WESTERN LOUDOUN PLANNING DISTRICT.

MIDDLE SCHOOL SUMMARY: WESTERN LOUDOUN

General Planning District Description:

North of Fauquier County, East of Clarke County/West Virginia, South of the Potomac River, West of the Catoclin Mountain Ridgeline

FY 2022 - FY 2027 CIP PLANNING PERIOD																				
MIDDLE SCHOOLS	2020-2021	30-Sep-20	2021-22			2022-23			2023-24			2024-25			2025-26			2026-27		
	BASE	ACTUAL	PROJECTION			PROJECTION			PROJECTION			PROJECTION			PROJECTION			PROJECTION		
	CAPACITY	ENROLLMENT	ENROLL	SPACE	UTILIZE	ENROLL	SPACE	UTILIZE	ENROLL	SPACE	UTILIZE	ENROLL	SPACE	UTILIZE	ENROLL	SPACE	UTILIZE	ENROLL	SPACE	UTILIZE
BLUE RIDGE MS	1235	863	916	319	74%	920	315	74%	908	327	74%	922	313	75%	934	301	76%	938	297	76%
HARMONY MS	1227	1071	1149	78	94%	1172	55	96%	1211	16	99%	1238	(11)	101%	1276	(49)	104%	1273	(46)	104%
	2462	1934	2065	397		2092	370		2119	343		2160	302		2210	252		2211	251	

HIGH SCHOOL SUMMARY: WESTERN LOUDOUN

General Planning District Description

North of Fauquier County, East of Clarke County/West Virginia, South of the Potomac River, West of the Catoctin Mountain Ridgeline

FY 2022 - FY 2027 CIP PLANNING PERIOD																				
HIGH SCHOOLS	2020-2021	30-Sep-20	2021-22			2022-23			2023-24			2024-25			2025-26			2026-27		
	BASE	ACTUAL	PROJECTION			PROJECTION			PROJECTION			PROJECTION			PROJECTION			PROJECTION		
	CAPACITY	ENROLLMENT	ENROLL	SPACE	UTILIZE	ENROLL	SPACE	UTILIZE	ENROLL	SPACE	UTILIZE	ENROLL	SPACE	UTILIZE	ENROLL	SPACE	UTILIZE	ENROLL	SPACE	UTILIZE
LOUDOUN VALLEY HS	1409	1270	1275	134	90%	1254	155	89%	1282	127	91%	1283	126	91%	1247	162	89%	1284	125	91%
WOODGROVE HS	1730	1561	1636	94	95%	1669	61	96%	1695	35	98%	1729	1	100%	1726	4	100%	1797	(67)	104%
	3139	2831	2911	228		2923	216		2977	162		3012	127		2973	166		3081	58	

WESTERN LOUDOUN PLANNING DISTRICT RESIDENTIAL DEVELOPMENT

LCPS Planning staff tracks residential building permit activity for Loudoun County and its incorporated towns. The monitoring includes both rezoned and by-right developments (i.e., approved, proposed, inactive) and construction status. Tracking the approved under construction and approved future "pipeline" development assists staff in estimating student growth.

Residential development detail is provided for approved, but not yet completed, residential projects in LCPS geographic planning districts. Complete, proposed, inactive, and/or age-restricted residential applications are excluded from the below provided information. Utilizing 2019 student generation factors, the number of potential LCPS students has been calculated based on the remaining number of residential units to be

Western Loudoun Planning District Approved, Unbuilt Residential Development as of September 2020

SFD - Single Family Detached SFA - Single Family Attached MF - Multifamily

Residential Development	Approved Residential Units				Potential LCPS Students			% Complete, as of 9/2020
	SFD	SFA	MF	Total	Elementary School	Middle School	High School	
AIRMONT FARMS (Fieldstone Farm)	28	0	0	28	2	1	1	68%
AIRMONT MEADOWS ESTATES	24	0	0	24	5	3	4	4%
BANBURY CROSS RESERVE	38	0	38	38	8	5	6	0%
BLACK OAK CREEK	35	0	0	35	3	2	2	57%
BLUE RIDGE ESTATES	20	0	0	20	2	1	1	60%
CASKEY FARM	28	0	0	28	4	2	3	32%
DEBUTTS	25	0	0	25	1	0	0	88%
EAST ET ALT DIVISION	8	0	0	8	2	1	1	13%
ECOVILLAGE	56	0	0	56	9	5	7	25%
GLENMORE FARM	69	0	0	69	15	8	11	3%
HAWTHORNE DIVISION	24	0	0	24	4	2	3	29%
HUNTERS HILL HAMLET	18	0	0	18	4	2	3	0%
HUNTING HILL	16	0	0	16	1	0	1	75%
HUNT RIDGE PRESERVE	32	0	0	32	7	4	5	0%
JACKSONS RUN	28	0	0	28	6	3	4	4%
JONES FARM	12	0	0	12	2	1	1	42%

Western Loudoun Planning District
Approved, Unbuilt Residential Development
as of September 2019

SFD - Single Family Detached SFA - Single Family Attached MF - Multifamily

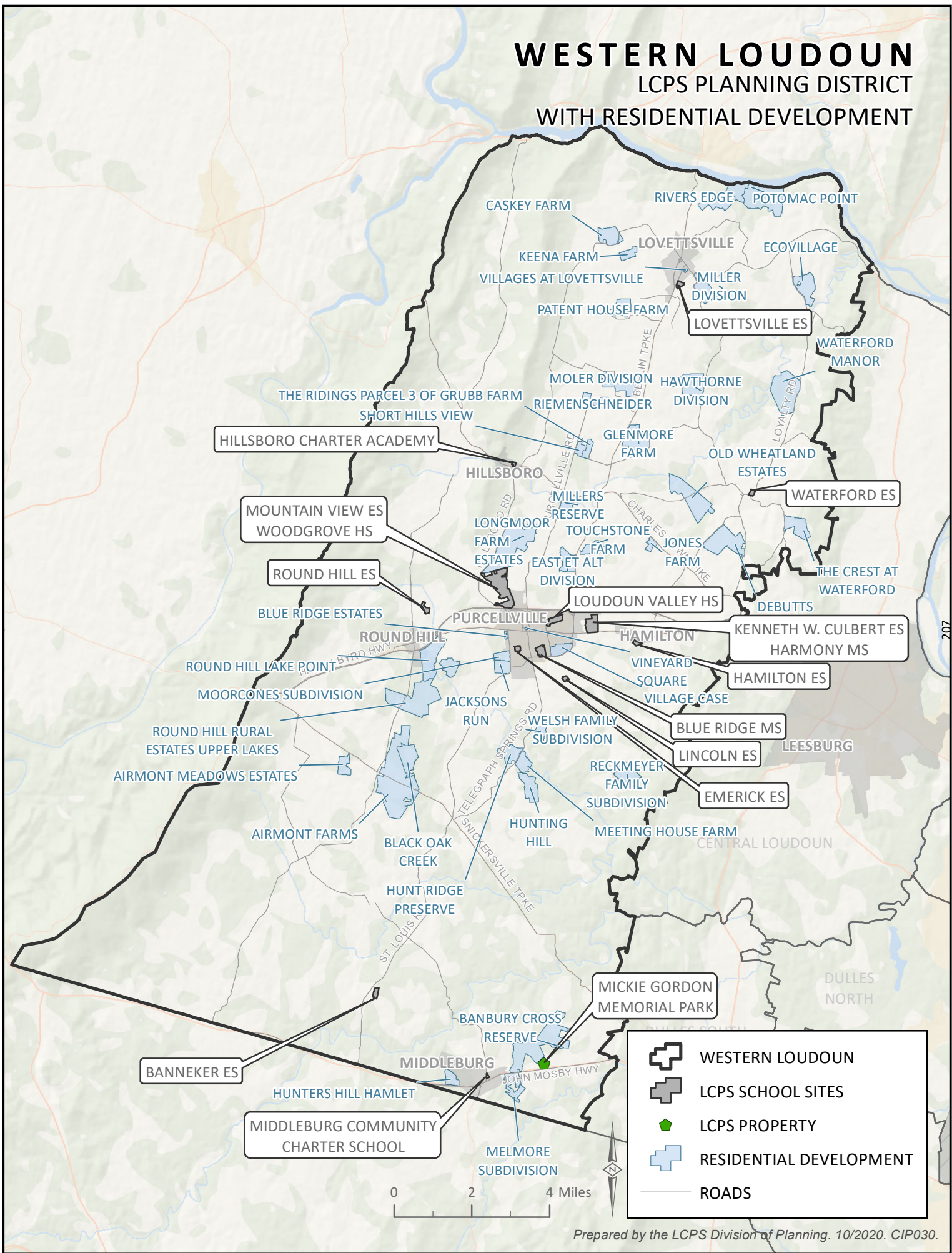
Residential Development	Approved Residential Units				Potential LCPS Students			% Complete, as of
	SFD	SFA	MF	Total	Elementary School	Middle School	High School	
KEENA FARM	14	0	0	14	1	0	1	71%
LONGMOOR FARM ESTATES	33	0	0	33	4	2	3	45%
MEETING HOUSE FARM	25	0	0	25	5	3	4	8%
MELMORE SUBDIVISION	35	0	0	35	1	1	1	83%
MILLER DIVISION	12	0	0	12	2	1	2	8%
MILLERS RESERVE	21	0	0	21	5	3	3	0%
MOLER DIVISION	14	0	0	14	1	0	1	71%
MOORCONES	74	0	0	74	10	5	7	41%
OLD WHEATLAND ESTATES	77	0	0	77	5	3	3	73%
PATENT HOUSE FARM	21	0	0	21	1	1	1	71%
POTOMAC POINT	32	0	0	32	4	2	3	44%
RECKMEYER FAMILY SUBDIVISION	13	0	0	13	2	1	2	15%
RIEMENSCHNEIDER	13	0	0	13	3	2	2	0%
RIVERS EDGE	18	0	0	18	1	1	1	67%
ROUND HILL, LAKE POINT	380	0	0	380	17	9	12	80%
ROUND HILL RURAL ESTATES	129	0	0	129	8	4	6	73%
SHORT HILLS VIEW	10	0	0	10	2	1	2	0%
THE CREST AT WATERFORD	31	0	0	31	3	2	2	58%
THE RIDINGS PARCEL 3 OF GRUBB FARM	10	0	0	10	2	1	2	0%
TOUCHSTONE FARM SECTION 2	10	0	0	10	2	1	2	0%
VILLAGE CASE	170	0	0	170	5	3	4	86%
VILLAGES AT LOVETTSVILLE (Keena Subdivision)	23	0	0	23	1	0	0	87%
VINEYARD SQUARE	0	0	42	42	9	5	6	0%
WATERFORD MANOR (Waterford Downs)	79	0	0	79	10	5	7	44%
WELSH FAMILY SUBDIVISION	15	0	0	15	2	1	1	47%
Planning District Total, as of September 2020	1720	0	80	1762	179	98	130	

The map on the following page depicts the approved, unbuilt developments that have 25 or more residences.

WESTERN LOUDOUN

LCPS PLANNING DISTRICT

WITH RESIDENTIAL DEVELOPMENT



This page is intentionally blank.

GLOSSARY OF TERMS

ADDITION

See EXPANSION.

ADOPTED FISCAL PLAN

A plan of financial operations approved by the Loudoun County Board of Supervisors. The Adopted Fiscal Plan reflects approved tax rates and estimates of revenue, expenditures, transfers, and includes County goals and objectives. The document is also referred to as the Adopted Budget.

AMERICANS WITH DISABILITIES ACT (ADA)

The ADA became law in 1990 and prohibits discrimination against individuals with disabilities in all areas of public life, including jobs, schools, transportation, and all public and private places that are open to the general public. The ADA also requires the provision of reasonable accommodations to employees with disabilities, and imposes accessibility requirements on public accommodations.

APPROPRIATION

A legal authorization by the Loudoun County Board of Supervisors to a specified organization, such as a unit of the county government or an affiliated regional organization, to make expenditures and to incur obligations for specific purposes.

BASE BUILDING CAPACITY

Identifies the number of students that can be reasonably accommodated by a school, based on the number of classrooms, specialized instructional programs and identified student-teacher ratios.

BIENNIUM

A period of two years. In Loudoun County, the CIP is developed as a biennial budget; the development of the six-year capital plan occurs in the first year of the biennium.

BOARD OF SUPERVISORS

The Loudoun County Board of Supervisors is a nine-member legislative body responsible for the general management of the County. Board members are elected by popular vote and are responsible for adopting County policies and ordinances, including the general

plan, zoning and subdivision regulations; imposing taxes; appropriating funds; approving zoning map amendments and special exception applications; and carrying out other responsibilities set forth by the State Code of Virginia.

BOND

See GENERAL OBLIGATION BOND and LEASE REVENUE BOND

BUILDABLE AREA

Any vacant land capable of being developed with buildings and/or infrastructure within a larger parcel of land, commensurate with Loudoun County zoning regulations.

BUILDING LIFE CYCLE

Life span of a building in which all components (i.e., mechanical, plumbing, electrical, HVAC) of the construction operate efficiently and meet the requirements of the occupants.

BUILDING UTILIZATION

Expressed as a percentage of the total school capacity that is being utilized (e.g., a school with 80 percent building utilization has some capacity surplus; a school with 125 percent of building utilization has a capacity deficit).

BY-RIGHT DEVELOPMENT

Use(s) or structure(s) allowed under a particular zoning (not attendance zone) district classification, without the need for legislative review (a special permit, special exception, or rezoning) and subject to compliance with all applicable standards and regulations. By-right development is a use that can be approved administratively by County or Town staff.

CAPITAL ASSET PRESERVATION PROGRAM (CAPP)

A six-year plan to ensure a consistent means of financing and planning for countywide major maintenance efforts. The CAPP affords the County the ability to extend the useful life of mature and aging County and LCPS facilities by repairing major facility components and systems, including repair by replacement. In Loudoun County, the CAPP fund is financed through local tax funding; projects must have a minimum estimated value of \$10,000 and the replacement system must have an expected life span of ten or more years.

CAPITAL BUDGET

The first year of the approved Capital Improvements Program (CIP) and Capital Asset Preservation Program (CAPP) that includes appropriations authorized by the Loudoun County Board of Supervisors. The capital budget provides funding appropriations for site acquisition, new construction, renovations, and/or additions. In Loudoun County, the capital budget is included in the Board of Supervisors Adopted Fiscal Plan.

CAPITAL EXPENDITURE

Expenditure for an item of a substantial nature (e.g., real property, major construction project, equipment) with an expected useful life of three years or more.

CAPITAL FACILITIES

Assets and facilities (e.g., buildings, parks, parking lots) acquired or constructed by Loudoun County or LCPS.

CAPITAL IMPROVEMENT PROGRAM (CIP)

A six-year financial plan for the County's acquisition, development, construction, and/or renovation of public facilities, infrastructure, and capital equipment.

CAPITAL NEEDS ASSESSMENT (CNA)

A medium-range capital planning document that identifies the capital facilities needed to serve the public over the ten-year period immediately beyond the six-year CIP timeframe. The facility requests are based on the county's approved Capital Facility Standards, population forecasts and economic and demographic trends. This plan is updated every two years and helps determine projects for funding consideration in the six-year CIP.

CLUSTER

A group of schools that are located geographically close to each other and generally have contiguous attendance areas. Typically, a cluster includes a high school, a middle school, and a group of elementary schools. The middle school in the cluster typically advances to the identified high school. While the School Board strives to have the cluster elementary schools advance to the identified middle school, due to school enrollment patterns, this is not always possible.

CO-LOCATION

The development of two or more capital facilities on a single site.

COMPREHENSIVE PLAN

Each County in Virginia must have a Comprehensive Plan, which defines policies for future development to best promote the public health and welfare. The Loudoun County 2019 Comprehensive Plan was adopted by the Loudoun County Board of Supervisors in June 20, 2019.

COTTAGE

See MODULAR CLASSROOM.

CRITICAL SYSTEMS UPGRADE

A planned process for repair and replacement to maintain key building systems, and an extension of the facility maintenance efforts identified in the school division's CAPP or CIP. Included are major building and infrastructure systems and components (structure, site or mechanical/electrical related) that have a general maintenance cycle in excess of 30 years.

CURRENT REPLACEMENT VALUE (CRV)

The CRV is calculated by multiplying the cost of new construction per gross square foot (GSF) by the total gross square footage of all facilities in the LCPS inventory. The CRV is used to guide the annual levels of funding appropriated to finance the depreciation and overall maintenance of facilities in order to help contain the costs of long-term facility maintenance, system replacements, facility renewals, and building renovations.

DEBT

An obligation resulting from borrowing money.

DEBT SERVICE

The cost of paying principal and interest on borrowed money, according to a predetermined payment schedule.

DENSITY

The amount of development permitted per land area. For residential development, it is the number of housing units per acre.

DEVELOPABLE LAND

Vacant land areas outside of protected environmental features capable of being developed with buildings and/or infrastructure.

ENGLISH LEARNERS (EL)

Non-English or limited-English speaking students in kindergarten through grade twelve. The goal of the EL program is to help students acquire English proficiency, develop high levels of academic attainment in English, and meet the same challenging academic achievement standards all students are expected to meet.

EXPANSION

Increasing the size or capacity of a facility.

FACILITY CONDITION ASSESSMENT

Inspection by qualified personnel to fully determine and document the condition of a constructed facility and identify maintenance needs.

FEEDER SCHOOLS

At the elementary and middle school level, schools that advance or “feed” students to the same middle or high school. Graduates of several elementary schools who generally attend the same middle school, or middle school graduates who attend the same high school.

FISCAL YEAR (FY)

A 12-month period used by the County for budgeting and accounting purposes. The fiscal year begins July 1 and ends June 30.

GENERAL EDUCATION

Major educational programs serving students in the core instructional areas, namely elementary, middle and high school instruction.

GENERAL FUND

Loudoun County’s primary account for all financial activity associated with the ordinary operations of the government. Most taxes are deposited into this fund and transfers are made from it to LCPS, debt service, and capital project funds, as appropriate.

GENERAL OBLIGATION BOND (GO BOND)

A common type of bond used by states and local governments that is backed by the credit and taxing power of the issuing jurisdiction rather than the revenue from a given project. GO bonds are issued with the belief that a jurisdiction will be able to repay its debt

obligation through taxation or revenue from the project(s). No assets are used as collateral. In Loudoun County, GO bonds are a primary source of funding for capital projects with the sale of bonds being authorized by voter referendum.

GEOGRAPHIC INFORMATION SYSTEM (GIS)

A computer system used to assemble, store, manipulate, and display information about land in the County. GIS is a multi-departmental resource integrated with several of the County's other computer systems. In Loudoun County, GIS is used in part to manage and analyze land information and produce maps in support of the assessment process, in the management of zoning and health information, in the planning process, for addressing County residences, and in landfill management.

GEOGRAPHIC PLANNING DISTRICT

See PLANNING DISTRICT.

GRANDFATHERING

This results when the Loudoun County School Board allows for students in rising fifth (5th), eighth (8th), eleventh (11th) and/or twelfth (12th) grade to be exempt from an attendance zone change so they can finish their last year(s) at their previously assigned elementary, middle, or high school. Reference School Board Policy 8160, Exceptions to School Assignment Due to Attendance Zone Adjustments.

HEAD START

A federally funded comprehensive preschool program for economically disadvantaged children. The program promotes social competence and enhances school readiness by focusing on cognitive, social and emotional development.

HVAC SYSTEMS

Heating, ventilation and air conditioning systems.

LEASE REVENUE BOND

A common type of bond used to finance capital projects that are backed by collateral, usually County or School facilities or assets. Lease Revenue financing is usually used on large capital projects where General Obligation Bond financing is not feasible.

LOCAL TAX FUNDING

Represents funds that the Board of Supervisors may allocate from general tax revenues to supplement revenues received by a program or project.

MODULAR CLASSROOM

A prefabricated temporary structure that may be installed on school grounds to provide additional classroom space. Modular classrooms sit on permanent foundations and have plumbing utilities including bathroom facilities.

MULTIFAMILY (MF) RESIDENTIAL STRUCTURE

A building containing multiple residential dwelling units, either attached or stacked, with access by one or more common entrances from the ground floor.

NEW CONSTRUCTION

The creation, installation or assembly of a new structure or facility.

OVERCROWDING

A school is considered overcrowded when the enrollment of the school is higher than its capacity.

PLANNING DISTRICT

Six LCPS-defined geographic areas (i.e., Eastern Loudoun/EL, Ashburn/AB, Dulles North/DN, Dulles South/DS, Central Loudoun/CL, Western Loudoun/WL) established to guide and address school facility needs, including the placement of new facilities. LCPS planning districts provide a consistent and reliable framework for demographic and capital facility analysis at a sub-district level. Each planning district is comprised of many planning zones (PZ). LCPS planning districts are not completely coincident to Loudoun County Planning Subareas.

PLANNING ZONE (PZ)

Planning zones are geographic areas designed by LCPS staff in order to easily convey detail about an area during the school attendance zone change process. Planning zones, by design, represent a subset of a school's attendance zone, be it elementary school, middle school and/or high school. The zones typically follow geographic markers (e.g., subdivision boundaries, major roadways, streams). Planning zones are reviewed annually to reflect changes that have occurred in communities throughout Loudoun County.

PROFFER

A volunteer commitment given in writing by a developer to construct certain improvements, make certain monetary contributions, or develop property subject to specified conditions in mitigating the impact of the proposed development on the County.

PROJECT FEASIBILITY STUDY

An examination and evaluation to determine the possibility and suitability of a site for a project in question. Feasibility studies may include a pre-design architectural study that analyzes various scenarios before an architect is engaged to design a renovation or new construction project.

REAL PROPERTY

Real estate, including land and improvements (building, fencing, paving), classified for purposes of tax assessment.

RELOCATABLE CLASSROOM

See MODULAR CLASSROOM.

RESIDENT STUDENT

A student who resides at a given address within an adopted school attendance zone. A resident student may or may not attend the school of residence to the extent that is permitted by School Board policy regarding special exception.

RESOURCE ROOM

An instructional space used primarily to enhance and support, not supplant, instruction received in regular or special classrooms. Generally designed to accommodate fewer students than an identified classroom.

REZONING

As associated with Loudoun County land development (not a school's attendance zone), a Board of Supervisors approved change in the (land) zoning district designation for a parcel or group of parcels. Action on a rezoning is legislative and discretionary.

SCHOOL ATTENDANCE ZONE

A defined geographic service area for a school that identifies the resident students assigned to attend a specific school. School attendance zones outline where a child residing at a specific Loudoun County address will attend elementary, middle, and/or high school.

SCHOOL BOARD

The Loudoun County School Board is a nine-member body responsible for operation of the county's public schools in accordance with the Constitution of Virginia, the Code of Virginia, and the regulations of the State Board of Education.

SINGLE FAMILY ATTACHED (SFA) RESIDENTIAL UNIT

A residential dwelling in a variety of attached configurations, including townhomes, duplexes, triplexes, and quadraplexes, where each unit has its own ground floor external entrance.

SINGLE FAMILY DETACHED (SFD) RESIDENTIAL UNIT

A residential unit or dwelling that is not attached to any other dwelling by any means.

SPECIAL EDUCATION PROGRAMS

Loudoun County Public Schools provides special education services for children age 2 to 21 inclusive. Students identified as eligible for services will have an Individualized Education Program (IEP).

SPLIT FEED or SPLIT FEEDER

Typically, an elementary school advances or “feeds” students to a middle school, which in turn advances or “feeds” students to a high school. A split feed results when an elementary or middle school advances or “feeds” students to more than one middle or high school.

STARTING TOWARDS EXCELLENCE IN PRESCHOOL (STEP)

A state and locally funded program that serves four-year-old children residing in an economically disadvantaged family, having a suspected or identified disability, or being an English language learner. The program focuses on early literacy and early math instruction, as well as developmentally appropriate social and behavioral expectations.

STUDENT ENROLLMENT

Students enrolled in LCPS on September 30. Enrollment is reported annually with the capital budgets and is used to calculate future school needs.

STUDENT GENERATION FACTORS (SGF)

Ratios derived by dividing number of resident public school students by the number of housing units (by type – single family detached, single family attached and multifamily). In Loudoun County, SGF are further refined by LCPS planning district. Student generation ratios, which are reviewed and established annually, are utilized in determining the number of students expected to come from new housing.

STUDENT REASSIGNMENT

Students may be reassigned to a school other than their regular school of assignment at the discretion of LCPS for the purpose of relieving overcrowding (also called “overflow”), if the regular school of assignment or a particular grade level at an elementary school of assignment is overcrowded. In such a situation, a student may be reassigned to another school in which suitable capacity exists, with bus transportation provided by LCPS. Reference School Board Policy 8-20, School Assignment.

SUSTAINABLE DESIGN PRACTICES

Sustainable design seeks to reduce negative impacts on the environment, and the health and comfort of building occupants, thereby improving building performance. The basic objectives of sustainability are to reduce consumption of non-renewable resources, minimize waste, and create healthy, productive environments.

TITLE I

A federally funded program that provides supplemental instruction for economically disadvantaged students to improve academic achievement.

TRAILER

See MODULAR CLASSROOM.

LOUDOUN COUNTY PUBLIC SCHOOLS: SEPTEMBER 30 ENROLLMENT

<u>YEAR</u>	<u>K</u>	<u>1</u>	<u>2</u>	<u>3</u>	<u>4</u>	<u>5</u>	<u>6</u>	<u>7</u>	<u>8</u>	<u>9</u>	<u>10</u>	<u>11</u>	<u>12</u>	<u>SP</u>	<u>PS</u>	<u>ST</u>	<u>HS</u>	<u>TOTAL</u>
1980	806	902	870	948	1,016	1,151	1,139	1,120	1,087	1,164	1,042	1,006	942	210	44			13,447
1981	764	854	853	851	931	1,005	1,193	1,138	1,105	1,144	1,084	943	985	213	44			13,107
1982	802	874	823	848	851	940	1,071	1,178	1,138	1,173	1,071	974	916	205	43			12,907
1983	809	873	820	823	831	857	975	1,098	1,172	1,211	1,079	998	948	217	48			12,759
1984	875	916	814	828	801	831	911	996	1,108	1,241	1,143	980	967	208	47			12,666
1985	946	1,013	886	858	851	828	912	956	1,026	1,247	1,123	1,089	959	204	55			12,953
1986	1,069	1,078	961	917	842	865	941	937	979	1,167	1,133	1,075	1,046	226	59			13,295
1987	1,132	1,170	1,067	993	941	886	940	969	991	1,087	1,046	1,093	1,017	239	59			13,630
1988	1,106	1,208	1,110	1,093	1,007	954	987	969	975	1,084	982	993	1,009	245	77	40		13,839
1989	1,299	1,238	1,160	1,126	1,090	1,017	1,017	985	991	1,088	991	906	987	279	81	40		14,295
1990	1,351	1,362	1,156	1,119	1,103	1,086	1,071	1,044	1,004	1,087	998	877	955	272	106	41		14,632
1991	1,324	1,422	1,279	1,167	1,114	1,122	1,169	1,082	1,043	1,119	994	935	907	281	103	57		15,118
1992	1,348	1,393	1,390	1,298	1,200	1,142	1,223	1,196	1,109	1,187	1,069	963	944	281	88	56		15,887
1993	1,412	1,488	1,455	1,455	1,356	1,246	1,277	1,283	1,248	1,261	1,138	1,031	995	272	90	60		17,067
1994	1,662	1,542	1,521	1,500	1,504	1,385	1,363	1,318	1,332	1,369	1,167	1,066	1,077	271	83	54	56	18,270
1995	1,746	1,884	1,658	1,617	1,600	1,570	1,540	1,458	1,392	1,490	1,320	1,155	1,100	244	88	53	52	19,967
1996	1,876	1,947	1,931	1,792	1,713	1,692	1,715	1,631	1,512	1,586	1,423	1,293	1,174	209	97	80	62	21,733
1997	2,014	2,105	2,058	2,005	1,852	1,832	1,804	1,826	1,721	1,707	1,537	1,386	1,330	366	107	73	59	23,782
1998	2,177	2,278	2,259	2,243	2,124	1,975	2,038	1,899	1,923	1,904	1,701	1,507	1,420	396	113	77	57	26,091
1999	2,320	2,445	2,447	2,424	2,358	2,227	2,171	2,179	2,027	2,229	1,867	1,694	1,544	478	266	57	54	28,787
2000	2,700	2,788	2,739	2,706	2,707	2,653	2,436	2,345	2,268	2,311	2,188	1,841	1,695		278	86	63	31,804
2001	2,791	3,097	2,962	2,886	2,824	2,864	2,785	2,576	2,478	2,577	2,296	2,130	1,843		325	81	74	34,589
2002	2,995	3,268	3,281	3,082	3,054	2,971	3,012	2,904	2,703	2,758	2,582	2,211	2,137		418	81	75	37,532
2003	3,361	3,498	3,448	3,497	3,235	3,221	3,122	3,187	3,098	2,981	2,747	2,545	2,217		417	80	97	40,751
2004	3,433	3,881	3,677	3,604	3,632	3,425	3,384	3,320	3,349	3,395	2,976	2,761	2,517		485	84	91	44,014
2005	3,964	4,026	4,016	3,825	3,738	3,786	3,580	3,523	3,482	3,645	3,498	2,906	2,725		458	94	95	47,361
2006	4,025	4,479	4,190	4,158	4,032	3,843	3,901	3,730	3,693	3,700	3,723	3,377	2,957		463	108	99	50,478
2007	4,371	4,779	4,647	4,353	4,278	4,142	4,046	4,057	3,879	4,006	3,797	3,600	3,382		454	157	99	54,047
2008	4,423	5,072	4,865	4,755	4,499	4,400	4,282	4,162	4,190	4,146	4,041	3,728	3,584		562	200	100	57,009
2009	4,645	5,182	5,212	4,966	4,932	4,630	4,516	4,392	4,329	4,441	4,241	3,983	3,736		569	226	96	60,096
2010	4,698	5,448	5,308	5,332	5,082	5,027	4,765	4,677	4,514	4,634	4,534	4,255	3,969		620	257	100	63,220
2011	4,708	5,446	5,558	5,408	5,468	5,197	5,117	4,920	4,787	4,714	4,703	4,490	4,199		589	266	98	65,668
2012	4,832	5,528	5,576	5,668	5,565	5,581	5,313	5,260	5,050	5,029	4,788	4,703	4,460		594	244	98	68,289
2013	5,010	5,706	5,638	5,731	5,850	5,639	5,665	5,447	5,400	5,243	5,062	4,797	4,680		620	271	99	70,858
2014	4,891	5,901	5,893	5,764	5,871	5,954	5,777	5,826	5,518	5,713	5,404	5,118	4,803		665	270	93	73,461
2015	4,881	5,872	6,080	6,119	6,014	5,962	6,134	5,927	5,960	5,834	5,844	5,457	5,128		672	284	95	76,263
2016	5,079	5,873	6,065	6,283	6,288	6,148	6,139	6,310	6,121	6,324	5,937	5,917	5,414		699	304	100	79,001
2017	5,368	5,900	6,017	6,170	6,417	6,511	6,321	6,328	6,421	6,377	6,428	6,004	5,865		710	298	100	81,235
2018	5,412	5,918	6,056	6,087	6,305	6,539	6,660	6,445	6,436	6,715	6,422	6,396	6,028		667	302	97	82,485
2019	5,695	5,805	6,149	6,208	6,259	6,449	6,697	6,788	6,607	6,784	6,780	6,439	6,460		656	297	102	84,175
2020	4808	5,629	5,569	6,015	6,070	6,127	6,355	6,713	6,787	6,644	6,758	6,689	6,569		531	180	60	81,504
2021*	5,933	6,589	6,383	6,005	6,290	6,404	6,516	6,988	7,172	7,592	7,032	6,821	6,850		644	300	100	87,619
2022*	5,741	6,421	6,789	6,454	6,081	6,380	6,573	6,746	7,164	7,772	7,553	6,932	6,851		666	300	100	88,523
2023*	5,955	6,378	6,598	6,867	6,550	6,196	6,619	6,804	6,920	7,761	7,728	7,437	6,967		690	300	100	89,870
2024*	5,830	6,538	6,548	6,668	6,960	6,673	6,393	6,846	6,983	7,474	7,677	7,565	7,398		714	300	100	90,667
2025*	5,901	6,407	6,718	6,629	6,749	7,075	6,863	6,618	7,027	7,541	7,411	7,464	7,585		739	300	100	91,127
2026*	5,944	6,474	6,577	6,799	6,724	6,865	7,269	7,104	6,791	7,586	7,485	7,197	7,484		764	300	100	91,463

* Projection Based on September 2020 Enrollment

SP = Elementary Self-Contained Special Education; PS = Preschool Special Education; ST = Starting Towards Excellence in Preschool Program; HS = Head Start Preschool Program

Beginning with 2000-01 Academic Year, Self-Contained Special Education Students (SP) Included in Elementary Grade Level Totals

This page is intentionally blank.

Loudoun County Public Schools: 2021-2022 School Year
September 30, 2021 Projected Enrollment

School	Total	K	1	2	3	4	5	PS	ST	HS	6	7	8	9	10	11	12
Aldie Elementary	132	27	31	27	12	15	20										
Algonkian Elementary	482	71	75	82	80	77	95	2									
Arcola Elementary	1055	160	193	177	154	182	180	9									
Ashburn Elementary	558	78	87	87	97	106	82	21									
Ball's Bluff Elementary	564	80	95	103	78	104	85	19									
Banneker Elementary	211	34	35	40	29	41	32										
Belmont Station Elementary	832	112	129	163	125	139	138	26									
Buffalo Trail Elementary	917	179	202	139	134	124	135	4									
Cardinal Ridge Elementary	889	152	161	139	151	156	116	14									
Catoctin Elementary	688	99	119	111	129	104	114	12									
Cedar Lane Elementary	867	131	145	142	127	154	164	4									
Cool Spring Elementary	695	102	116	117	107	103	112	38									
Countryside Elementary	775	117	135	129	133	116	141	4									
Creighton's Corner Elementary	1149	213	220	177	189	183	166	1									
Discovery Elementary	752	114	122	118	115	140	124	19									
Dominion Trail Elementary	670	99	110	129	104	98	114	16									
Emerick Elementary	467	81	74	73	87	67	84	1									
Evergreen Mill Elementary	634	75	93	101	108	103	103	21	30								
Forest Grove Elementary	603	90	98	98	86	101	98	15		17							
Frances Hazel Reid Elementary	677	104	117	126	94	102	123	11									
Frederick Douglass Elementary	751	107	113	115	120	107	140	19	30								
Goshen Post Elementary	908	152	157	198	158	119	124										
Guilford Elementary	572	93	98	99	87	103	92										
Hamilton Elementary	187	27	30	23	35	39	33										
Hillside Elementary	632	113	127	115	90	88	88	11									
Horizon Elementary	580	78	91	95	90	87	98	41									
Hovatter Elementary/ES-29	891	125	152	171	172	141	130										
Hutchison Farm Elementary	854	124	153	130	111	118	151	37	30								
John W. Tolbert, Jr Elementary	695	104	119	126	110	124	110	2									
Kenneth W. Culbert Elementary	509	76	81	67	84	106	95										
Leesburg Elementary	422	72	78	66	79	68	57	2									
Legacy Elementary	858	117	151	118	128	165	156	23									
Liberty Elementary	1019	154	183	151	164	166	178	23									
Lincoln Elementary	75	14	17	10	7	18	9										
Little River Elementary	780	115	134	121	111	135	125	39									
Lovettsville Elementary	540	94	86	79	91	94	94	2									
Lowes Island Elementary	580	88	107	107	88	85	104	1									
Lucketts Elementary	301	44	54	56	47	48	52										
Madison's Trust Elementary	1377	211	251	212	212	246	219	26									
Meadowland Elementary	451	71	77	81	71	65	55	1	30								
Mill Run Elementary	753	110	135	115	114	121	156	2									
Moorefield Station Elementary	961	165	193	177	125	114	159	28									
Mountain View Elementary	712	117	106	105	101	134	123	26									
Newton-Lee Elementary	650	77	89	94	78	129	113	10	60								
Pinebrook Elementary	863	152	155	136	128	132	160										
Potowmack Elementary	562	92	96	103	74	92	82	23									
Rolling Ridge Elementary	619	101	102	83	106	84	79	4	60								
Rosa Lee Carter Elementary	889	148	159	164	141	134	143										
Round Hill Elementary	607	97	91	111	95	101	93	19									
Sanders Corner Elementary	473	63	72	79	84	86	89										
Seldens Landing Elementary	616	87	99	103	85	107	135										
Sterling Elementary	506	74	78	81	94	84	84	11									
Steuart W. Weller Elementary	798	120	130	139	142	128	138	1									
Sugarland Elementary	543	80	82	82	76	92	81	35		15							
Sully Elementary	500	73	79	74	77	82	85		30								
Sycolin Creek Elementary	634	89	106	107	93	119	110	10									
Waterford Elementary	213	28	34	41	35	39	36										
Waxpool Elementary	764	115	119	123	115	127	154	11									

Loudoun County Public Schools: 2021-2022 School Year
September 30, 2021 Projected Enrollment

<u>School</u>	<u>Total</u>	<u>K</u>	<u>1</u>	<u>2</u>	<u>3</u>	<u>4</u>	<u>5</u>	<u>PS</u>	<u>ST</u>	<u>HS</u>	<u>6</u>	<u>7</u>	<u>8</u>	<u>9</u>	<u>10</u>	<u>11</u>	<u>12</u>
Hillsboro Charter Academy	144	24	24	24	24	24	24										
Middleburg Community Charter	144	24	24	24	24	24	24										
Belmont Ridge Middle	1132										338	367	427				
Blue Ridge Middle	916										288	326	302				
Brambleton Middle	1728										596	580	552				
Eagle Ridge Middle	1230										372	375	483				
Farmwell Station Middle	1142										372	370	400				
Harmony Middle	1149										367	391	391				
Harper Park Middle	978										289	327	362				
J. Lupton Simpson Middle	1107										337	369	401				
J. Michael Lunsford Middle	1420										426	501	493				
Mercer Middle	1308										452	455	401				
River Bend Middle	1171										375	388	408				
Seneca Ridge Middle	1079										331	380	368				
Smart's Mill Middle	1041										318	351	372				
Sterling Middle	1201										365	414	422				
Stone Hill Middle	1298										414	432	452				
Trailside Middle	1220										386	409	425				
Willard Middle	1556										490	553	513				
Briar Woods High	1815													490	425	427	473
Broad Run High	1603													407	412	373	411
Dominion High	1577									17				435	353	399	373
Freedom High	2192													569	552	503	568
Heritage High	1624								30					363	422	409	400
Independence High	1874													614	491	379	390
John Champe High	1932													431	438	410	653
Lightridge High	1475													474	425	397	179
Loudoun County High	1619													433	426	385	375
Loudoun Valley High	1275													347	283	321	324
Park View High	1572													412	419	415	326
Potomac Falls High	1612													437	390	418	367
Riverside High	1863													467	440	485	471
Rock Ridge High	1404									17				402	327	311	347
Stone Bridge High	1833													474	459	453	447
Tuscarora High	1487									17				403	378	330	359
Woodgrove High	1636									17				434	392	406	387
LCPS Total	87619	5933	6589	6383	6005	6290	6404	644	300	100	6516	6988	7172	7592	7032	6821	6850

K - Kindergarten; PS -Preschool Special Education; ST - Starting Towards Excellence in Preschool Program; HS - Head Start Preschool Program

Loudoun County Public Schools

2020-2021 School Year

Students, by Place of Residence, Assigned to a School Attendance Zone Outside of Geographic Planning District

LCPS Geographic Planning District	ELEMENTARY (Kindergarten-Grade 5)			MIDDLE (Grades 6-8)			HIGH (Grades 9-12)		
	2020- 2021 Resident Students	Assigned School	Assigned Planning District	2020- 2021 Resident Students	Assigned School	Assigned Planning District	2020- 2021 Resident Students	Assigned School	Assigned Planning District
Eastern Loudoun	All students are assigned to schools within the planning district.								
Ashburn	All elementary school students are assigned to schools within the planning district.			15	Stone Hill MS	Dulles North	21	Rock Ridge HS	Dulles North
Dulles North	33	Belmont Station ES	Ashburn	38	Farmwell Station MS	Ashburn	39	Broad Run HS	Ashburn
	180	Cedar Lane ES	Ashburn	105	Trailside MS	Ashburn	117	Stone Bridge HS	Ashburn
	51	Discovery ES	Ashburn						
	324	Sycolin Creek ES	Central Loudoun						
Dulles South	220	Creighton's Corner ES	Dulles North	277	Brambleton MS	Dulles North	207	Independence HS	Dulles North
	575	Madison's Trust ES	Dulles North	91	Stone Hill MS	Dulles North	85	Rock Ridge HS	Dulles North
	1	Rosa Lee Carter ES	Dulles North						
Central Loudoun	76	Kenneth Culbert ES	Western Loudoun	All middle school students are assigned to schools within the planning district.			All high school students are assigned to schools within the planning district.		
Western Loudoun	All students are assigned to schools within the planning district.								

This page is intentionally blank.

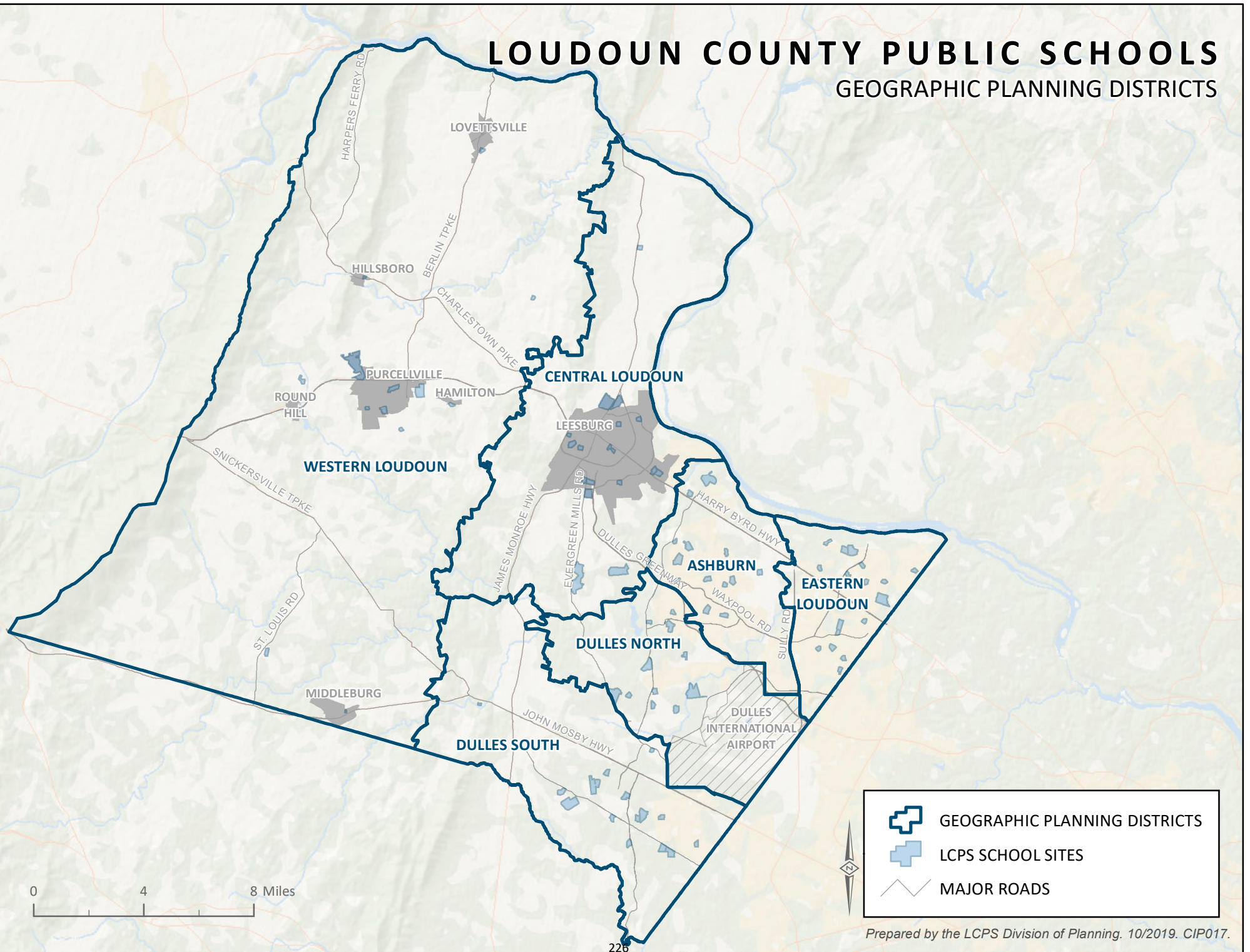
Loudoun County Public Schools - Student Generation Factors, 2019

LCPS Geographic Planning District	Students and Housing Units	Single Family Detached (SFD)	Single Family Attached (SFA)	Multifamily (MF)
Countywide	Total Housing Units LCPS Students <i>Student Generation Factors, 2019</i>	71,562 51,378 0.72	42,937 25,419 0.59	22,424 7,489 0.33
Ashburn	Total Housing Units LCPS Students <i>Student Generation Factors, 2019</i>	8,825 7,556 0.86	8,424 5,008 0.59	6,661 1,983 0.30
Central Loudoun	Total Housing Units LCPS Students <i>Student Generation Factors, 2019</i>	12,601 8,131 0.65	6,455 3,766 0.58	4,206 1,658 0.39
Dulles North	Total Housing Units LCPS Students <i>Student Generation Factors, 2019</i>	8,815 8,562 0.97	8,530 5,273 0.62	3,479 1,044 0.30
Dulles South	Total Housing Units LCPS Students <i>Student Generation Factors, 2019</i>	12,980 11,844 0.91	7,782 5,147 0.66	2,610 895 0.34
Eastern Loudoun	Total Housing Units LCPS Students <i>Student Generation Factors, 2019</i>	12,653 7,458 0.59	10,582 5,703 0.54	5,139 1,755 0.34
Western Loudoun	Total Housing Units LCPS Students <i>Student Generation Factors, 2019</i>	15,688 7,827 0.50	1,164 522 0.45	329 154 0.47

With the 2019-2020 academic year, Loudoun County Public Schools student membership was reported at 44 percent elementary school-age (Kindergarten-Grade 5), 24 percent middle school-age (Grades 6-8), and 32 percent high school-age (Grades 9-12).

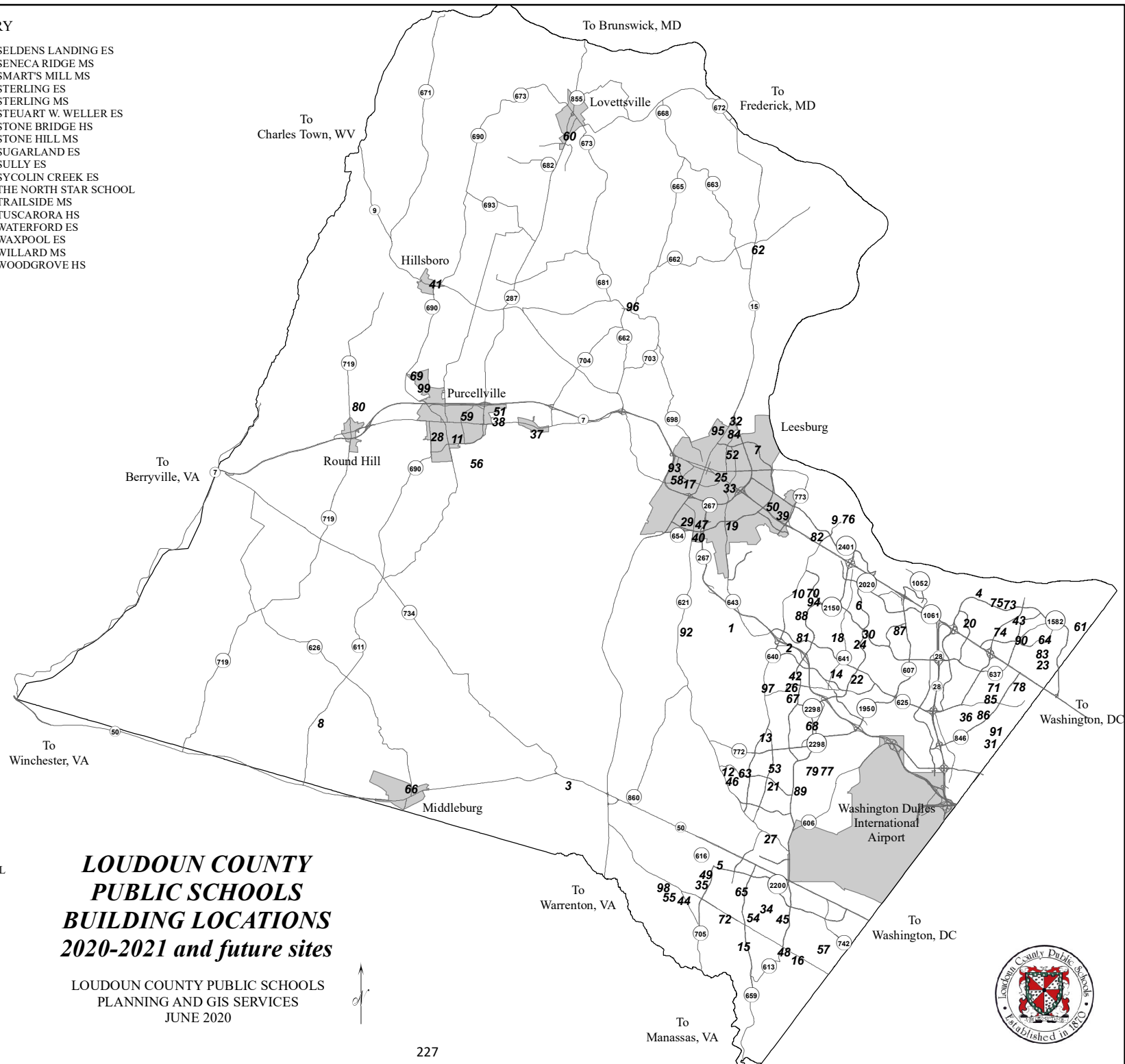
LOUDOUN COUNTY PUBLIC SCHOOLS

GEOGRAPHIC PLANNING DISTRICTS



BUILDING DIRECTORY

1. ACADEMIES OF LOUDOUN
2. ADMINISTRATION BUILDING
3. ALDIE ES
4. ALGONKIAN ES
5. ARCOLA ES
6. ASHBURN ES
7. BALL'S BLUFF ES
8. BANNEKER ES
9. BELMONT RIDGE MS
10. BELMONT STATION ES
11. BLUE RIDGE MS
12. BRAMBLETON MS
13. BRIAR WOODS HS
14. BROAD RUN HS
15. BUFFALO TRAIL ES
16. CARDINAL RIDGE ES
17. CATOCTIN ES
18. CEDAR LANE ES
19. COOL SPRING ES
20. COUNTRYSIDE ES
21. CREIGHTON'S CORNER ES.
22. DISCOVERY ES
23. DOMINION HS
24. DOMINION TRAIL ES
25. DOUGLASS SCHOOL
26. EAGLE RIDGE MS
27. ELAINE E. THOMPSON ES
28. EMERICK ES
29. EVERGREEN MILL ES
30. FARMWELL STATION MS
31. FOREST GROVE ES
32. FRANCES HAZEL REID ES
33. FREDERICK DOUGLASS ES
34. FREEDOM HS
35. GOSHEN POST ES
36. GUILFORD ES
37. HAMILTON ES
38. HARMONY MS
39. HARPER PARK MS
40. HERITAGE HS
41. HILLSBORO CHARTER ACADEMY
42. HILLSIDE ES
43. HORIZON ES
44. HOVATTER ES
45. HUTCHISON FARM ES
46. INDEPENDENCE HS
47. J. LUPTON SIMPSON MS
48. J. MICHAEL LUNSFORD MS
49. JOHN CHAMPE HS
50. JOHN W. TOLBERT, JR. ES
51. KENNETH W. CULBERT ES
52. LEESBURG ES
53. LEGACY ES
54. LIBERTY ES
55. LIGHTRIDGE HS
56. LINCOLN ES
57. LITTLE RIVER ES
58. LOUDOUN COUNTY HS
59. LOUDOUN VALLEY HS
60. LOVETTSVILLE ES
61. LOWES ISLAND ES
62. LUCKETTS ES
63. MADISON'S TRUST ES
64. MEADOWLAND ES
65. MERCER MS
66. MIDDLEBURG COMMUNITY CHARTER SCHOOL
67. MILL RUN ES
68. MOOREFIELD STATION ES
69. MOUNTAIN VIEW ES
70. NEWTON-LEE ES
71. PARK VIEW HS
72. PINEBROOK ES
73. POTOMAC FALLS HS
74. POTOWMACK ES
75. RIVER BEND MS
76. RIVERSIDE HS
77. ROCK RIDGE HS
78. ROLLING RIDGE ES
79. ROSA LEE CARTER ES
80. ROUND HILL ES
81. SANDERS CORNER ES
82. SELDENS LANDING ES
83. SENECA RIDGE MS
84. SMART'S MILL MS
85. STERLING ES
86. STERLING MS
87. STEUART W. WELLER ES
88. STONE BRIDGE HS
89. STONE HILL MS
90. SUGARLAND ES
91. SULLY ES
92. SYCOLIN CREEK ES
93. THE NORTH STAR SCHOOL
94. TRAILSIDE MS
95. TUSCARORA HS
96. WATERFORD ES
97. WAXPOOL ES
98. WILLARD MS
99. WOODGROVE HS



LOUDOUN COUNTY PUBLIC SCHOOLS BUILDING LOCATIONS 2020-2021 and future sites

LOUDOUN COUNTY PUBLIC SCHOOLS
PLANNING AND GIS SERVICES
JUNE 2020



LOUDOUN COUNTY PUBLIC SCHOOLS FACILITIES 2020-2021 SCHOOL YEAR

<u>SCHOOL/FACILITY</u>	<u>LOCATION ADDRESS</u>	<u>SITE ACREAGE</u>	<u>ORIGINAL CONSTRUCTION</u>	<u># MODULAR CLASSROOMS</u>	<u>LCPS PLANNING DISTRICT</u>
Academies of Loudoun	42075 Loudoun Academy Dr, Leesburg	119.26	2018		Central Loudoun
Aldie Elementary	23269 Meetinghouse La, Aldie	6.44	1928		Dulles South
Algonkian Elementary	20196 Carter Ct, Sterling	19.42	1989		Eastern Loudoun
Arcola Elementary	41740 Tall Cedars Pkwy, Aldie	20.65	2007		Dulles South
Ashburn Elementary	44062 Fincastle Dr, Ashburn	18.15	1992		Ashburn
Ball's Bluff Elementary	821 Battlefield Pkwy NE, Leesburg	15.32	1995		Central Loudoun
Banneker Elementary	35231 Snake Hill Rd, Middleburg	19.22	1947	2	Western Loudoun
Belmont Ridge Middle	19045 Upper Belmont Pl, Leesburg	35.00	2003		Ashburn
Belmont Station Elementary	20235 Nightwatch St, Ashburn	15.13	2004		Ashburn
Blue Ridge Middle	551 East A St, Purcellville	35.92	1971		Western Loudoun
Brambleton Middle	23070 Learning Cir, Ashburn	85.43	2017		Dulles North
Briar Woods High	22525 Belmont Ridge Rd, Ashburn	65.01	2005	10	Dulles North
Broad Run High	21670 Ashburn Rd, Ashburn	39.96	1969		Ashburn
Buffalo Trail Elementary	42190 Seven Hills Dr, Aldie	21.91	2010		Dulles South
Cardinal Ridge Elementary	26155 Bullrun Postoffice Rd, Centreville	49.61	2014		Dulles South
Catoctin Elementary	311 Catoctin Cir SW, Leesburg	17.53	1966		Central Loudoun
Cedar Lane Elementary	43700 Tolamac Dr, Ashburn	23.85	1999		Ashburn
Cool Spring Elementary	501 Tavistock Dr SE, Leesburg	15.87	1989		Central Loudoun
Countryside Elementary	20624 Countryside Blvd, Sterling	15.00	2003		Eastern Loudoun
Creighton's Corner Elementary	23171 Minerva Dr, Ashburn	19.96	2008	2	Dulles North
Discovery Elementary	44020 Grace Bridge Dr, Ashburn	18.63	2013		Ashburn
Dominion High	21326 Augusta Dr, Sterling	See Note ¹	2003		Eastern Loudoun
Dominion Trail Elementary	44045 Bruceton Mills Cir, Ashburn	15.33	1997		Ashburn
Eagle Ridge Middle	42901 Waxpool Rd, Ashburn	See Note ²	2001		Dulles North
Emerick Elementary	440 S Nursery Av, Purcellville	11.69	1967	1	Western Loudoun
Evergreen Mill Elementary	491 Evergreen Mill Rd SE, Leesburg	19.79	1998		Central Loudoun
Farmwell Station Middle	44281 Gloucester Pkwy, Ashburn	30.00	1995	2	Ashburn

<u>SCHOOL/FACILITY</u>	<u>LOCATION ADDRESS</u>	<u>SITE ACREAGE</u>	<u>ORIGINAL CONSTRUCTION</u>	<u># MODULAR CLASSROOMS</u>	<u>LCPS PLANNING DISTRICT</u>
Forest Grove Elementary	46245 Forest Ridge Dr, Sterling	15.66	2002		Eastern Loudoun
Frances Hazel Reid Elementary	800 N King St, Leesburg	67.48	2003		Central Loudoun
Frederick Douglass Elementary	510 Principal Drummond Wy SE, Leesburg	10.48	2012		Central Loudoun
Freedom High	25450 Riding Center Dr, South Riding	60.25	2005	4	Dulles South
Goshen Post Elementary	24945 Lobo Dr, Aldie	See Note ³	2018	4	Dulles South
Guilford Elementary	600 W Poplar Rd, Sterling	14.06	1966	2	Eastern Loudoun
Hamilton Elementary	54 S Kerr St, Hamilton	11.34	1952		Western Loudoun
Harmony Middle	38174 W Colonial Hwy, Hamilton	77.17	2002		Western Loudoun
Harper Park Middle	701 Potomac Station Dr NE, Leesburg	35.10	1999		Central Loudoun
Heritage High	520 Evergreen Mill Rd SE, Leesburg	52.32	2002		Central Loudoun
Hillside Elementary	43000 Ellzey Dr, Ashburn	15.17	1998		Dulles North
Horizon Elementary	46665 Broadmore Dr, Sterling	16.00	1999		Eastern Loudoun
Hutchison Farm Elementary	42819 Center St, South Riding	19.05	2002		Dulles South
Independence High	23115 Learning Cir, Ashburn	See Note ⁴	2019		Dulles North
J. Lupton Simpson Middle	490 Evergreen Mill Rd SE, Leesburg	30.00	1976		Central Loudoun
J. Michael Lunsford Middle	26020 Ticonderoga Rd, Chantilly	36.92	2011		Dulles South
John Champe High	41535 Sacred Mountain St, Aldie	97.76	2012	4	Dulles South
John W. Tolbert, Jr. Elementary	691 Potomac Station Dr NE, Leesburg	23.49	2001		Central Loudoun
Kenneth W. Culbert Elementary	38180 W Colonial Hwy, Hamilton	See Note ⁵	2009		Western Loudoun
Leesburg Elementary	323 Plaza St NE, Leesburg	15.02	1980	1	Central Loudoun
Legacy Elementary	22995 Minerva Dr, Ashburn	20.51	2005		Dulles North
Liberty Elementary	25491 Riding Center Dr, South Riding	21.29	2008		Dulles South
Lightridge High	41025 Collaboration Dr, Aldie	117.49	2020		Dulles South
Lincoln Elementary	18048 Lincoln Rd, Purcellville	9.75	1926	2	Western Loudoun
Little River Elementary	43464 Hyland Hills St, South Riding	17.41	2000		Dulles South
Loudoun County High	415 Dry Mill Rd SW, Leesburg	31.50	1954		Central Loudoun
Loudoun Valley High	340 N Maple Av, Purcellville	36.33	1962		Western Loudoun
Lovettsville Elementary	49 S Loudoun St , Lovettsville	15.01	1972		Western Loudoun
Lowes Island Elementary	20755 Whitewater Dr, Sterling	15.88	1997		Eastern Loudoun
Lucketts Elementary	14550 James Monroe Hwy, Leesburg	15.30	1972		Central Loudoun

<u>SCHOOL/FACILITY</u>	<u>LOCATION ADDRESS</u>	<u>SITE ACREAGE</u>	<u>ORIGINAL CONSTRUCTION</u>	<u># MODULAR CLASSROOMS</u>	<u>LCPS PLANNING DISTRICT</u>
Madison's Trust Elementary	23070 Learning Cir, Ashburn	16.86	2016	2	Dulles North
Meadowland Elementary	729 Sugarland Run Dr, Sterling	15.00	1979		Eastern Loudoun
Mercer Middle	42149 Greenstone Dr, Aldie	33.51	2004		Dulles South
Mill Run Elementary	42940 Ridgeway Dr, Ashburn	50.01	2000		Dulles North
Moorefield Station Elementary	22325 Mooreview Pkwy, Ashburn	20.40	2013		Dulles North
Mountain View Elementary	36803 Alder School Rd, Purcellville	66.77	2003		Western Loudoun
Newton-Lee Elementary	43335 Gloucester Pkwy, Ashburn	37.30	2005		Ashburn
Park View High	400 W Laurel Av, Sterling	40.00	1976		Eastern Loudoun
Pinebrook Elementary	25480 Mindful Ct, Aldie	20.17	2005		Dulles South
Potomac Falls High	46400 Algonkian Pkwy, Sterling	62.50	1997	2	Eastern Loudoun
Potowmack Elementary	46465 Esterbrook Cir, Sterling	15.05	1995		Eastern Loudoun
River Bend Middle	46240 Algonkian Pkwy, Sterling	34.76	2002		Eastern Loudoun
Riverside High	19019 Upper Belmont Pl, Leesburg	58.61	2015		Ashburn
Rock Ridge High	43460 Loudoun Reserve Dr, Ashburn	See Note ⁶	2014		Dulles North
Rolling Ridge Elementary	500 E Frederick Dr, Sterling	14.39	1975		Eastern Loudoun
Rosa Lee Carter Elementary	43330 Loudoun Reserve Dr, Ashburn	112.87	2007		Dulles North
Round Hill Elementary	17115 Evening Star Dr, Round Hill	20.00	1999		Western Loudoun
Sanders Corner Elementary	43100 Ashburn Farm Pkwy, Ashburn	16.63	1995		Ashburn
Seldens Landing Elementary	43345 Coton Commons Dr, Leesburg	20.00	2001		Ashburn
Seneca Ridge Middle	98 Seneca Ridge Dr, Sterling	87.48	1977	4 ⁷	Eastern Loudoun
Smart's Mill Middle	850 N King St, Leesburg	See Note ⁸	2004		Central Loudoun
Sterling Elementary	200 W Church Rd, Sterling	16.15	1964	1	Eastern Loudoun
Sterling Middle	201 W Holly Av, Sterling	24.77	1971		Eastern Loudoun
Steuart W. Weller Elementary	20700 Marblehead Dr, Ashburn	19.70	2008		Ashburn
Stone Bridge High	43100 Hay Rd, Ashburn	57.50	2000		Ashburn
Stone Hill Middle	23415 Evergreen Ridge Dr, Ashburn	29.91	2007		Dulles North
Sugarland Elementary	65 Sugarland Run Dr, Sterling	15.02	1975		Eastern Loudoun
Sully Elementary	300 Circle Dr, Sterling	15.23	1968	2	Eastern Loudoun
Sycolin Creek Elementary	21100 Evergreen Mills Rd, Leesburg	181.22	2007		Central Loudoun

<u>SCHOOL/FACILITY</u>	<u>LOCATION ADDRESS</u>	<u>SITE ACREAGE</u>	<u>ORIGINAL CONSTRUCTION</u>	<u># MODULAR CLASSROOMS</u>	<u>LCPS PLANNING DISTRICT</u>
Trailside Middle	20325 Claiborne Pkwy, Ashburn	See Note ⁹	2014		Ashburn
Tuscarora High	801 N King St, Leesburg	132.70	2010		Central Loudoun
Waterford Elementary	15513 Loyalty Rd, Waterford	10.60	1965	4	Western Loudoun
Waxpool Elementary	42560 Black Angus Dr, Ashburn	13.47	2019		Dulles North
Willard Middle	40915 Braddock Rd, Aldie	30.38	2018		Dulles South
Woodgrove High	36811 Allder School Rd, Purcellville	114.46	2010		Western Loudoun
Douglass School	407 E Market St, Leesburg	12.63	1940	1	Central Loudoun
Hillsboro Charter Academy	37110 Charles Town Pke, Hillsboro	5.00	1966	1	Western Loudoun
Middleburg Community Charter School	101 N Madison St, Middleburg	4.09	1911		Western Loudoun
Administration Building	21000 Education Ct, Ashburn	14.74	2005		
Facilities Services/Distribution Center ¹⁰	1002 Sycolin Rd SE, Leesburg				
Round Hill Center	20 High St, Round Hill	10.02	1911		
Staff Training Center	43711 Partlow Rd, Ashburn	See Note ¹¹	1945		
Transportation Facility/Garage ¹²	42000 Loudoun Center Pl, Leesburg			2	
Union Street Building ¹³	20 Union St NW, Leesburg	0.84	1962		
Valley Service Center	38159 West Colonial Hwy, Hamilton	7.52			

Notes:

- 1 - Dominion High School is co-located on the Seneca Ridge Middle School site.
- 2 - Eagle Ridge Middle School is co-located on the Mill Run Elementary School site.
- 3 - Goshen Post Elementary School is co-located on the John Champe High School site.
- 4 - Independence High School is co-located on the Brambleton Middle School site.
- 5 - Kenneth W. Culbert Elementary School is co-located on the Harmony Middle School site.
- 6 - Rock Ridge High School is co-located on the Rosa Lee Carter Elementary School site.
- 7 - The four cottages at Seneca Ridge Middle School are not designated for instructional teaching space.
- 8 - Smart's Mill Middle School is co-located on the Frances Hazel Reid Elementary School site.
- 9 - Trailside Middle School is co-located on the Newton-Lee Elementary School site. In addition, a five-acre parcel is leased from Northern Virginia Regional Park Authority.
- 10 - The Facilities Services/Distribution Center site is owned by the County of Loudoun.
- 11 - The Staff Training Center is co-located on the Cedar Lane Elementary School site.
- 12 - The Transportation Facility/Garage is owned by the County of Loudoun.
- 13 - The Union Street Building is owned by the County of Loudoun.

This page is intentionally blank.