

HOMEWORK:

KEY FEATURES OF ABS VAL FUNCTIONS



NAME: _____

DAY 2

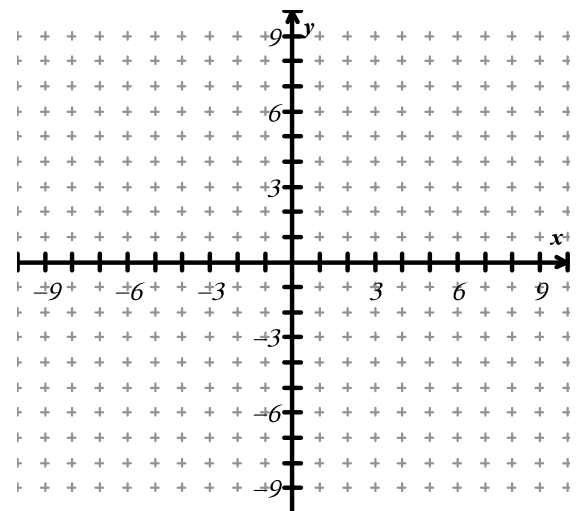
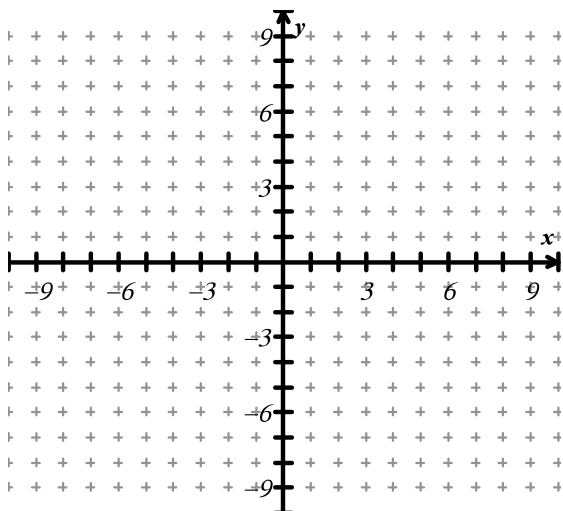
Fill out the chart.

	EQUATION	OPEN	VERTEX (initial point)	SHIFT (horizontal/vertical)	VERTICAL CHANGE
1	$y = 3 x + 1 - 2$	Up Down	(,)	Left Right _____ Up Down _____	Stretch Shrink None
2	$y = x - 4 + 1$	Up Down	(,)	Left Right _____ Up Down _____	Stretch Shrink None
3	$y = - x + 9$	Up Down	(,)	Left Right _____ Up Down _____	Stretch Shrink None
4	$y = - x - 2 $	Up Down	(,)	Left Right _____ Up Down _____	Stretch Shrink None
5	$y = \frac{4}{3} x - 5 $	Up Down	(,)	Left Right _____ Up Down _____	Stretch Shrink None

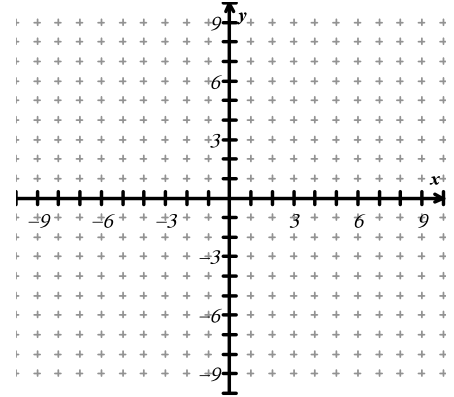
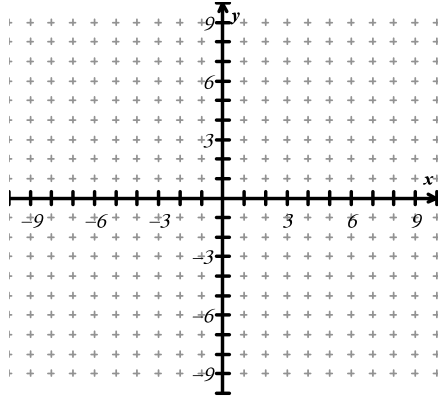
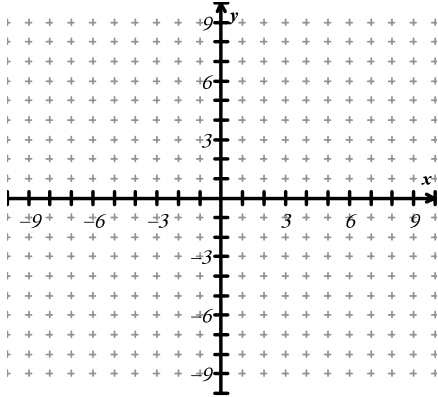
Choose two of the functions above to graph.

6. Function: _____

7. Function: _____



1. Sketch at 3 different absolute value graphs that have the same domain and range.



2. Then write a possible equation of each graph and its domain and range.
3. Are your functions increasing and decreasing over the same intervals? Why/Why not?

First Graph's Increasing Interval: _____

First Graph's Decreasing Interval: _____

-
4. Given any absolute value function, create and describe a rule to determine the correct end behavior.