

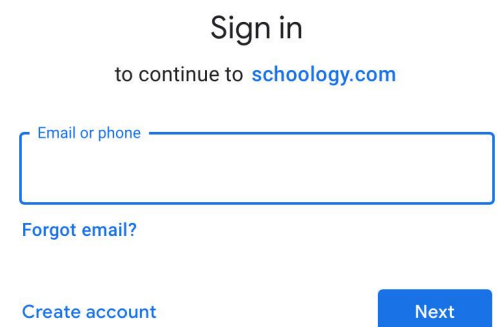
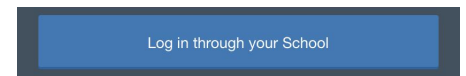
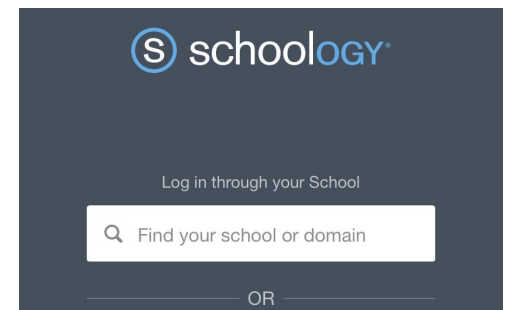


+



Setting Up the Schoolology App

1. Download the "Schoolology" app at the **Google Play store** (Android) or the **App Store** (iPhone).
2. Open the **Schoolology app**.
3. Type and select "**Loudoun County Public Schools**" in the find your school or domain field.
4. Click on the "**Log in through you School**" button.
5. Type your **student number @lcps.org** (123456@lcps.org) in the email field and click the "**Next**" button.





+



Setting Up the Schoolology App

6. Type in your **password** and click the **“Next”** button.

To continue, first verify it's you

[Forgot password?](#)


Next

7. Click the **“Approve”** button.

You will now see each of your courses.



8. Select the **three lines** in top left corner to access your menu and navigate schoolology.



Push notifications can be used now that the app has been installed on your device.

