



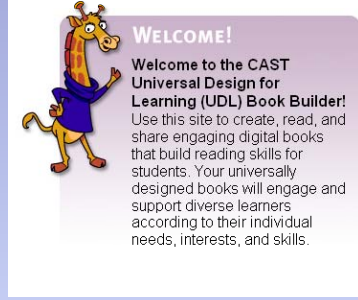
“The digital-age teaching professional must demonstrate a vision of technology infusion and develop the technology skills of others. These are the hallmarks of the new education leader”.

Don Knezek
International Standards for
Technology in Education (ISTE)
CEO




<http://bookbuilder.cast.org/>

Free on-line authoring tool for educators and students:



Features coaches you can customize!

Components of Book Builder




Tips for Authors:



Let Terry be your guide:

- The Book Builder site contains “Resources” for images and text to use, as well as book ideas
- Determine why you are writing the book and who you are writing it for
- Plan ahead
- Use a graphic organizer to map out your book
- Create an electronic folder to store all text, photos, or graphics, sound files, etc.
- Clearly label images and sound files
- Save references as you go along so you can give credit where credit is due
- Select vocabulary to support understanding of your book and hyperlink to the Glossary. Use text definitions, images, and/or audio clips to explain words or concepts
- Decide what coaches you will use, how you will use them, and what they will do
- Upload your book

A 21st century tool for meeting the diverse needs of ALL students



If You Build it, They Will Read:
Authoring Books Online with CAST
Book Builder

Presenters:
Judith Schoonover @loudoun.k12.va.us
Sally Norton-Darr @loudoun.k12.va.us
Mark Nichols @loudoun.k12.va.us
www.loudoun.k12.va.us/at
Loudoun County Public Schools




If You Build it, They Will Read:
Authoring Books Online with
CAST Book Builder
<http://tinyurl.com/pcpsatnec09>

Exemplifies NETS for Students, Teachers, and Administrators:
NETS for Students calls for:
Creativity and Innovation
Communication and Collaboration
Research and Information Fluency, and
Critical Thinking, Problem Solving, and
Decision Making
Digital Citizenship
Technology Operations and Concepts
NETS for Teachers challenges them to:
Facilitate and Inspire Student Learning and
Creativity
Design and Develop Digital-Age Learning
Experiences and Assessment
Model Digital-Age Work and Learning and
Responsible
Engage in Professional Growth and
Leadership
NETS for Administrators involves:
Leadership and Vision
Learning and Teaching
Productivity and Professional Practice
Assessment and Evaluation
Support, Management, and Operations
Social, Legal, and Ethical Issues

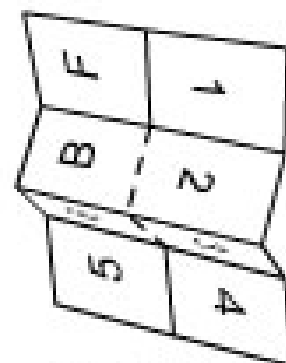
JUST DO IT!
Use software and web resources to:
• Scan pictures and photos
• Blend images
• Add and edit audio
• Generate and edit text BEFORE uploading to Book Builder
Once your book is uploaded:
• Download it as a zipped file from the Book Builder site to read it when offline
• View book on an interactive whiteboard for whole group literacy experiences
• Use or download text-to-speech ideas at:
<http://attipscast.wordpress.com>

Folding Instructions

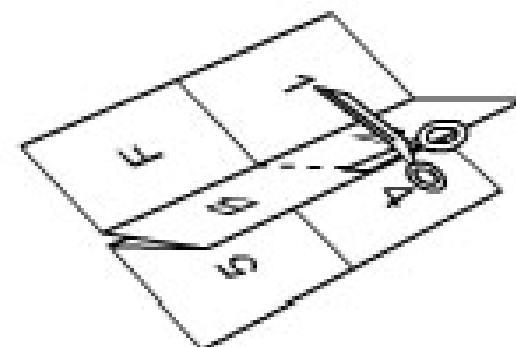
Note: All folds should be to the lines printed on the paper, and not to the actual edges of the page.



1. Start with front page at top left

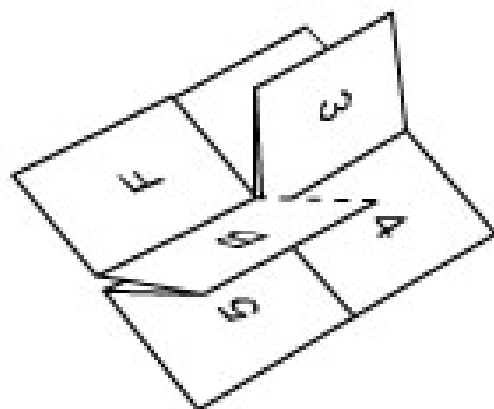


2. Fold in halves

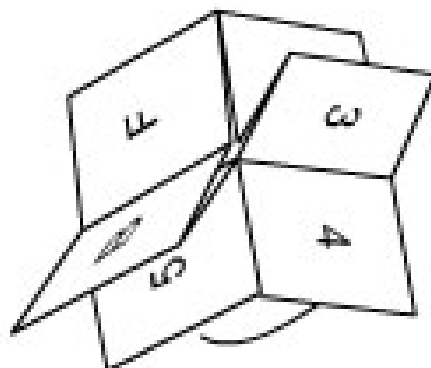


3. Cut at dotted line in center

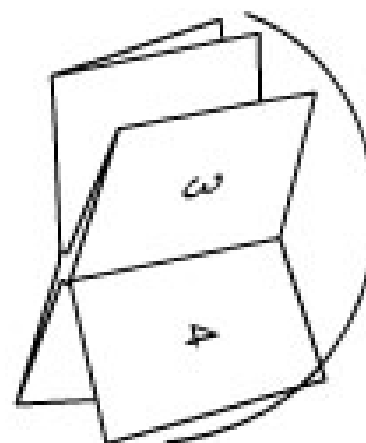
4. Fold to opposite ends.



5. Fold in half vertically



6. Fold in half horizontally



done. enjoy!

